

CONTA-CON

P.C. BOARD CONNECTORS



CONTA-CON

Program overview

<i>The Company</i>	3
<i>CONTA-CLIP on the internet</i>	4
General	4
<i>Product specifications</i>	5
<i>Connection principle</i>	6 – 7
<i>Order information</i>	6
<i>Approvals</i>	7
<i>Product overview</i>	8 – 9
Printed circuit board terminals CONTA-CON	
1. <i>General</i>	10
2. <i>Overview types and connection principles</i>	11
3. <i>Wire-protection-principle</i>	12 – 27
4. <i>Strain-relief-clamp-principle</i>	28 – 45
5. <i>Tension-spring-principle</i>	46 – 55
6. <i>Eccentric-top-principle</i>	56 – 59
7. <i>Leg-spring-principle</i>	60 – 63
Printed circuit board plug-in connectors CONTA-CON	
1. <i>General</i>	64
2. <i>Overview connectors and headers</i>	65
3. <i>Combination matrix P.C. board plug-in connectors</i>	66 – 67
4. <i>Connectors - Wire-protection-principle</i>	68 – 71
5. <i>Connectors - Strain-relief-clamp-principle</i>	72 – 79
6. <i>Connectors - Tension-spring-principle</i>	80 – 81
7. <i>Connectors - Eccentric-top-principle</i>	82 – 83
8. <i>Headers</i>	84 – 109
9. <i>Plug-in connection system PK-TS</i>	110 – 117
10. <i>Plug-in connection adaptor tension- and pressure spring terminal blocks</i>	118 – 121
Accessoires	
1. <i>General</i>	122
2. <i>Overview accessories</i>	123
3. <i>Coding system K</i>	124 – 125
4. <i>Single shrouding AD PK for types PK 750 and PKB 950</i>	125
5. <i>Filler plug BLS-STL</i>	125
6. <i>Marking</i>	126 – 129
7. <i>CONTA-CLIP rail mounting system</i>	130 – 131
List of order numbers	
1. <i>Types and order numbers (in alphabetical order)</i>	132 – 149
2. <i>Order numbers and types (in numerical order)</i>	150 – 167

CONTA-CLIP

The Company

We are your global partner for electrical and electronic connection technology, customised system solutions and marking components.

CONTA-CLIP is the perfect solution for anyone in the electrical technology business, and for good reason.

CONTA-CLIP has been developing products for control and automation engineering for decades.

With its resolute product development and pricing strategies, **CONTA-CLIP** is able to offer a comprehensive line of connection systems, electronic functional modules and marking solutions. For years, **CONTA-CLIP** has been an established name in systems and mechanical engineering. This has been achieved through exceptional levels of versatility and the highest standards of quality.


CONTA-CLIP products are tested and certified by all well-known certifying institutes around the world. In order to ensure that our products remain at the cutting edge of technological development, we have been successfully cooperating for years with experts at TÜV Rheinland Product Safety GmbH. They test our products to ensure conformity with international (IEC) and European standards (EN). These tests are docu-

mented in inspection reports. At the beginning of 1994, our company was certified for the first time to DIN ISO 9001 by the DQS, an independent, German based institute for quality management system certification. In 2004, we successfully gained certification in accordance with DIN ISO 9001/2000.

We have provided objective proof that we are in full control of the technical, administrative and human factors that influence the quality of our products and services. Within the framework of our continually growing marketing network, our top quality products and services are being offered in all of the key world markets.

Our company philosophy is characterised by clear-cut principles! Our qualified and motivated staff is our company's most important asset in our quest for success. The company management supports and demands initiative and commitment. This results in a high level of individual responsibility. That in turn enables us to recognise customer-requirements and market trends at an early stage and respond with high-quality **CONTA-CLIP** product solutions.

Over many years, a corporate culture has developed whose most important virtues are reliability, fairness and loyalty – a corporate culture that is mirrored in our motto – *“Linking technology”*.



CONTA-CON

Overview

CONTA-CLIP – for many years, this name has stood for innovative products in the field of mechanical and systems engineering. With its wide variety of electrical connection system products, **CONTA-CLIP** has been the industry partner for decades. You can find solutions to your applications quickly by using the clear organization in our catalogs, which divide the products into three areas.

CONTA-CONNECT

- Connection level for the switchgear cabinet and control engineering
- Tools for working with conductors and cables
- Branch and terminal housing in a variety of designs and materials
- **CONTA-LABEL** marking systems for labeling terminal blocks, devices, conductors and cables

Our workers and production facilities are your guarantee for permanent and continuous quality. This quality has been repeatedly proven to be a level above the national and international certifications of well-known testing institutions.

CONTA-CON

- Connection level for the PCB
- PCB terminals and PCB connectors

The plastic materials that we use are specialized for the demands of electro-technical systems, and are free from toxic contaminants.

CONTA-ELECTRONICS

- Passive and active coupling level for analog and digital signals

You are assured of a trouble-free electrical connection because of our combination of materials which are specially fit to each other, and the high quality surfaces of the metal parts.



CONTA-CON

on the Internet

You can find all about product innovations, trade fair appointments, press releases, and more at our official **CONTA-CLIP** web site.

If you want to make sure you do not miss any news, then subscribe with no obligation to our **CONTA-CLIP** newsletter by e-mail.

www.conta-clip.com



Germany
www.conta-clip.de

France
www.conta-clip.fr

Italy
www.conta-clip.it

USA
www.contaclipinc.com

Holland
www.conta-clip.nl



CONTA-CON

Product Properties



Insulating Bases

The insulating housings of **CONTA-CON** products are made of high quality PA 6.6-V0 polyamides which are characterized by their UL 94V/0 flammability classification. Tracking resistance CTI/600 according to IEC 112/ DIN 0303/ Part 1. For further electric properties please see table below and applicable characteristics.

Standard **CONTA-CON** colours are green, gray, black and orange. Special colours are available on request.


Dovetails and/or snap bars allow two-pole and three-pole units to be converted into multi-pole terminal blocks.

Characteristics:

- flexible, unsusceptible to fracture
- good electrical and mechanical properties
- improved continuous working temperature compared to PA 6.6-V2
- improved flammability resistance compared to PA 6.6-V2
- fireproofing agents free of halogen and phosphorous
- no dioxin or furan generators

Polyamide characteristics:

Burning characteristics:	UL 94 V0
Tracking resistance IEC 112/ DIN VDE 0303 Teil 1:	>600
Spec. volume resistance IEC 93/DIN 53482:	10^{13} Ohm x cm
Spec. surface resistance IEC 93/DIN 53482:	10^{15} Ohm x cm
Temperature stability:	-30°C / +105°C



Metal Parts

All metal parts contained in **CONTA-CLIP** products are electroplated according to latest processing methods including state-of-the-art surface treatment. As a rule, all steel parts are electrogalvanized with an additional passivation by means of a blue chromatic plating being applied to the galvanized coating. In addition to its good and stable electric properties this galvanized coating also acts as an excellent protection against a corro-sive ambience. As regards the terminals which are made according to the wire protection principle, the clamping body consists of brass alloy. The stainless steel wire protection is designed to protect the connector from extreme deformation while the electric contact is being kept at an optimum.

The clamping part of the terminals which operate according to the strain-relief clamp principle (lifting principle) are made from brass alloy using a suitable annealing process to keep it free from tension. The nickel plated clamping part surface along with its tinned soldering lug bring about low volume resistance and high corrosion protection.

High quality corrosion and acid resistant steel is used for the tension spring system.

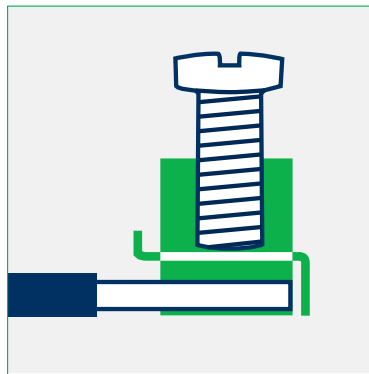
CONTA-CON

Types of Connection



Wire-protection-principle DS

The wire protection principle may be considered a customized low cost alternative to the strain-relief clamp principle. The wire protection serves to prevent the wire from shearing off or tearing away.



Stain-relief-clamp-principle ZB

The strain-relief clamp principle consists of pressing the wire indirectly via the screw and strain relief clamp against the conductor bar (soldering lug) whereas the necessary contact force is generated via the easy to operate screwed connection. This system also serves to provide a gastight and shatterproof connection between wire and conductor bar. With this increased starting torque – due to the elastic deformation of the clamping bodies – additional thread friction is provided this automatic and auxiliary safety.



Eccentric-top-principle Ex

As regards the eccentric top principle the wire is pushed into the clamping point in parallel direction of the screw-driver. With view to certain types of installations, e.g. small lateral distances in mounting frame, this system offers outstanding accessibility to the contacts. As a rule, this system comes with two soldering lugs.

Order Details

for standard printed circuit board connectors

PK	100 / 12 / 5,08	V	F	Colour Description
Series Description	pole number	Spacings (mm)	Connecting Direction	Colour Code
PK PKZ PKD PKDR PKDL PZK PKT PBK PBKZ PKB PZB PBT STL PK-TS			V = vertical screw/ plug-in direction H = horizontal screw/ plug-in direction	F = with flange G = with side wall KD = with blade pressure lever FD = with finger pressure lever WD = with angular pressure lever VP = with staggered poles BL = block version
				will be mentioned for colours other than standard green colour



Tension-spring-principle ZF

The tension spring principle is similar to the proven strain-relief clamp principle with the tension spring also featuring the separation between mechanical and electrical functions. The corrosion and acid resistant steel tension spring is designed to pull the wire toward the galvanized copper conductor bar. Minor contact resistance and high corrosion resistance are achieved by the tinned surface of the conductor bar. This condition is being maintained due to this equalizing effect.



Leg-spring-principle SFS

As regards the leg spring principle, it is possible to position solid conductors or stranded wires with ferrules directly into the clamping point without the use of any tools. The leg spring brings the wire in contact with the conductor bar. When stranded wires without ferrules are connected or disconnected, it is imperative that the blade pressure lever be actuated.

Approvals



EN 60998
EN 61984

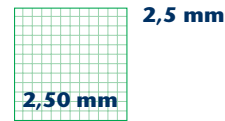


UL 1059
CSA 22.2 No. 158

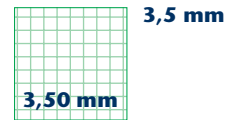
Approvals issued or applied for.

Spacings

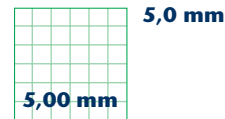
metric



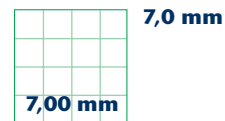
2,5 mm



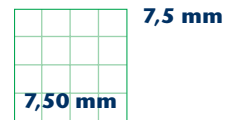
3,5 mm



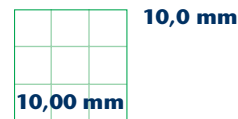
5,0 mm



7,0 mm



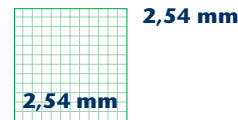
7,5 mm



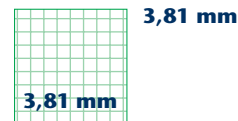
10,0 mm

Spacings

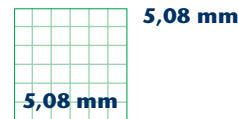
Inches



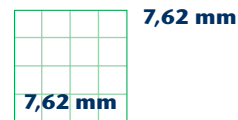
2,54 mm



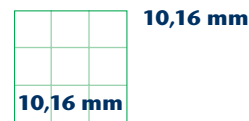
3,81 mm



5,08 mm



7,62 mm



10,16 mm

Product Range

CONTA-CON Printed circuit board terminals

<p>Type PK 550 V/H</p>    <p>Page 12, 21</p>	<p>Type PK 500 V/H</p>    <p>Page 13, 14, 19, 23, 27</p>	<p>Type PK 590</p>    <p>Page 15</p>	<p>Type PK 100 V/H</p>    <p>Page 16, 17, 25, 26</p>	<p>Type PK 104 V</p>    <p>Page 18</p>
<p>Type PK 120 V/H</p>    <p>Page 20</p>	<p>Type PK 110 V/H</p>    <p>Page 22</p>	<p>Type PK 114 V</p>    <p>Page 23</p>	<p>Type PKZ 602 V</p>    <p>Page 28</p>	<p>Type PK 300</p>    <p>Page 28, 34, 42, 44</p>
<p>Type PK 350 V</p>    <p>Page 29, 35, 43, 44</p>	<p>Type PK 2,5</p>    <p>Page 29, 35</p>	<p>Type PK 700 V/H</p>    <p>Page 30, 36</p>	<p>Type PKD 370 V</p>    <p>Page 31</p>	<p>Type PKD 750 V</p>    <p>Page 31, 37</p>
<p>Type PKD 790 V</p>    <p>Page 32</p>	<p>Type PKH 793 V</p>    <p>Page 32</p>	<p>Type PKDL 2,5</p>    <p>Page 33, 37</p>	<p>Type PKDR 2,5</p>    <p>Page 33, 38</p>	<p>Type PK 250 V</p>    <p>Page 34, 43</p>
<p>Type PKDZ 770 V</p>    <p>Page 38</p>	<p>Type PK 360 V/H</p>    <p>Page 40</p>	<p>Type PK 710 V</p>    <p>Page 42</p>	<p>Type PZK 3191</p>    <p>Page 46, 47</p>	<p>Type PZK 3000, 3001</p>    <p>Page 48, 49</p>
<p>Type PZK 3100, 3101</p>    <p>Page 51, 52</p>	<p>Type PZK 3010, 3011, 3020, 3021</p>    <p>Page 52, 53, 54</p>	<p>Type PZK 3750</p>    <p>Page 49, 50, 51</p>	<p>Type PKT 2200 V/H</p>    <p>Page 56, 57, 58</p>	<p>Type PBK 4291</p>    <p>Page 60</p>
<p>Type PBK 4100</p>    <p>Page 61</p>	<p>Type PBK 4101</p>    <p>Page 61</p>	<p>Type PBK 4301</p>    <p>Page 62</p>	<p>Types of Connection</p> <ul style="list-style-type: none"> <li style="width: 50%; text-align: center;">  Wire-protection-principle <li style="width: 50%; text-align: center;">  Tension-spring-principle <li style="width: 50%; text-align: center;">  Strain-relief-clamp-principle <li style="width: 50%; text-align: center;">  Leg-spring-principle <li style="width: 50%; text-align: center;">  Eccentric-top-principle 	

Product Range

CONTA-CON Printed circuit board plug-in connectors

<p>Type PKB 1350</p>  <p>3,50 mm</p> <p>Page 68</p>	<p>Type PKB 130</p>  <p>5,00 mm 5,08 mm</p> <p>10,00 mm 10,16 mm</p> <p>Page 69, 70, 71</p>	<p>Type PKB 1550</p>  <p>3,50 mm 3,81 mm</p> <p>Page 72, 73</p>	<p>Type PKB 1550 with flange</p>  <p>3,50 mm 3,81 mm</p> <p>Page 72, 73</p>	<p>Type PKBZ 1551</p>  <p>3,81 mm</p> <p>Page 74</p>
<p>Type PKBZ 1552</p>  <p>3,81 mm</p> <p>Page 74</p>	<p>Type PKB 950</p>  <p>5,00 mm 5,08 mm</p> <p>Page 75, 77</p>	<p>Type PK 950 with flange</p>  <p>5,00 mm 5,08 mm</p> <p>Page 75, 77</p>	<p>Type PKB 1100</p>  <p>5,00 mm 5,08 mm</p> <p>Page 76, 78</p>	<p>Type PKB 1110</p>  <p>5,00 mm 5,08 mm</p> <p>Page 76, 78</p>
<p>Type PKB 960</p>  <p>7,62 mm</p> <p>Page 79</p>	<p>Type PZB 3950</p>  <p>5,00 mm</p> <p>Page 80</p>	<p>Type PBT 1200</p>  <p>5,08 mm</p> <p>Page 82</p>	<p>Type PKB 4350</p>  <p>3,50 mm</p> <p>Page 83</p>	<p>Type STL 1350 V/H</p>  <p>3,50 mm</p> <p>Page 84</p>
<p>Type STL 130 V</p>  <p>5,00 mm 5,08 mm</p> <p>10,00 mm 10,16 mm</p> <p>Page 86, 87, 89</p>	<p>Type STL 132 V</p>  <p>5,00 mm</p> <p>Page 86</p>	<p>Type STL 140 H</p>  <p>5,00 mm 5,08 mm</p> <p>Page 87, 88</p>	<p>Type STL 1550 V/H</p>  <p>3,50 mm 3,81 mm</p> <p>Page 90, 92</p>	<p>Type STL 1550 V/H with flange</p>  <p>3,50 mm 3,81 mm</p> <p>Page 91, 93</p>
<p>Type STL 1590</p>  <p>3,81 mm</p> <p>Page 94</p>	<p>Type STL 1570 V/H</p>  <p>3,81 mm</p> <p>Page 95</p>	<p>Type STL 950 V/H</p>  <p>5,00 mm 5,08 mm</p> <p>Page 96, 97, 100, 101</p>	<p>Type STL 950 V/H with flange</p>  <p>5,00 mm 5,08 mm</p> <p>Page 98, 102</p>	<p>Type STL 975 V/H</p>  <p>5,00 mm</p> <p>Page 99</p>
<p>Type STL 990</p>  <p>5,08 mm</p> <p>Page 103</p>	<p>Type STL 970 V/H</p>  <p>5,08 mm</p> <p>Page 104, 105</p>	<p>Type STL 970 V/H with flange</p>  <p>5,08 mm</p> <p>Page 106</p>	<p>Type STL 960 V/H</p>  <p>7,62 mm</p> <p>Page 108, 109</p>	<p>Type PK-TS for mounting rail TS 15, TS 32, TS 35</p>  <p>5,08 mm</p> <p>Page 112</p>
<p>Type PK-TS with flange for mounting rail TS 15, TS 32, TS 35</p>  <p>5,08 mm</p> <p>Page 113</p>	<p>Type STL 950 w. long soldering lug</p>  <p>5,08 mm</p> <p>Page 119</p>	<p>Types of Connection</p> <ul style="list-style-type: none"> Wire-protection-principle Strain-relief-clamp-principle Eccentric-top-principle Tension-spring-principle Leg-spring-principle 		


Printed circuit board terminals

CONTA-CON

Since many years, CONTA-CON-PK print terminals for printed circuit board connections offer numerous possibilities of low cost and economical connection techniques.

Screw type print terminals have been tried and tested for quite a number of years now and it is hard to imagine the printed circuit board without them. Available are the wire-protection, eccentric-top and strain-relief-clamp-principles. All of them are based on modular designs with two-pole and three-pole individual terminals which can be converted into multi-pole terminal block by using dovetail connections. This allows for flexible and economical inventory management. In addition, some series also provide "block design" versions with a non-variable number of poles ranging from 2 to 12 which are specially suited for long pole applications.

Both the tension- and leg-spring-principles are available as alternatives. Due to their technical design, these principles are highly suited for extreme conditions such as heavy vibrations, a corrosive ambience and extreme fluctuations in temperature. The springs are operated by means of a screwdriver, actuation tools or lever. Constantly high clamping forces and good electric values can be achieved owing to perfect material quality.

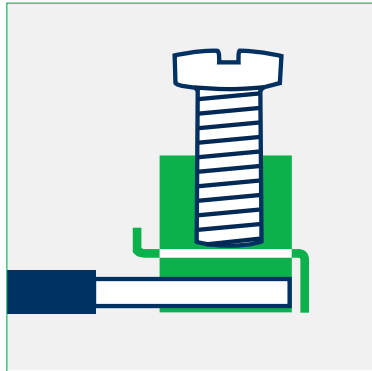


Range of Types and Connections

CONTA-CON



Wire-protection-principle	
PK 550/... /3,50-V	12
PK 550/... /3,50-H	12
PK 500/... /5,00-V	13
PK 500/... /5,00-H	13
PK 500/... /5,00-V-BL	14
PK 500/... /5,00-H-BL	14
PK 590/... /5,00	15
PK 100/... /5,00-V	16
PK 100/... /5,00-H	16
PK 100/... /5,00-V-BL	17
PK 100/... /5,00-H-BL	17
PK 104/... /5,00-V	18
PK 500/... /5,08-V	19
PK 500/... /5,08-H	19
PK 120/... /5,08-V	20
PK 120/... /5,08-H	20
PK 550/... /7,00-V	21
PK 550/... /7,00-H	21
PK 110/... /7,50-V	22
PK 110/... /7,50-H	22
PK 114/... /7,50-V	23
PK 500/... /10,00-V	23
PK 500/... /10,00-H	24
PK 500/... /10,00-V-BL	24
PK 100/... /10,00-V	25
PK 100/... /10,00-H	25
PK 100/... /10,00-V-BL	26
PK 100/... /10,00-H-BL	26
PK 500/... /10,16-V	27
PK 500/... /10,16-H	27



Strain-relief-clamp-principle	
PKZ 602/... /3,81-V	28
PK 300/... /5,00	28
PK 350/... /5,00-V	29
PK 2,5/... /5,00	29
PK 700/... /5,00-V	30
PK 700/... /5,00-H	30
PKD 370/... /5,00-V	31
PKD 750/... /5,00-V	31
PKD 790/... /5,00-V	32
PKH 793/... /5,00-V	32
PKDL 2,5/... /5,00	33
PKDR 2,5/... /5,00	33
PK 250/... /5,08-V	34
PK 300/... /5,08	34
PK 350/... /5,08-V	35
PK 2,5/... /5,08	35
PK 700/... /5,00-V	36
PK 700/... /5,08-H	36
PKD 750/... /5,08-V	37
PKDL 2,5/... /5,08	37
PKDR 2,5/... /5,08	38
PKDZ 770/... /5,08-V	38
PK 2,5/... /7,50	39
PK 360/... /7,50-V	40
PK 360/... /7,50-H	40
PK 710/... /7,50-V	41
PK 2,5/... /7,62	41
PK 710/... /7,62-V	42
PK 300/... /10,00	42
PK 350/... /10,00-V	43
PK 250/... /10,16-V	43
PK 300/... /10,16	44
PK 350/... /10,16-V	44



Tension-spring-principle	
PZK 3191/... /2,50	46
PZK 3191/... /2,50-KD	46
PZK 3191/... /2,54	47
PZK 3191/... /2,54-KD	47
PZK 3000/... /5,00/5,08	48
PZK 3001/... /5,00/5,08-KD	48
PZK 3001/... /5,00/5,08-FD	49
PZK 3750/... /5,00	49
PZK 3750/... /5,00-VP	50
PZK 3750/... /5,08	50
PZK 3750/... /5,08-VP	51
PZK 3100/... /5,00/5,08	51
PZK 3101/... /5,00/5,08-WD	52
PZK 3010/... /7,50/7,62	52
PZK 3011/... /7,50/7,62-KD	53
PZK 3011/... /7,50/7,62-FD	53
PZK 3020/... /10,00/10,16	54
PZK 3021/... /10,00/10,16-KD	54




Eccentric-top-principle	
PKT 2200/... /5,00-V	56
PKT 2200/... /5,00-H	56
PKT 2200/... /7,50-V	57
PKT 2200/... /7,50-H	57
PKT 2200/... /10,00-V	58
PKT 2200/... /10,00-H	58




Leg-spring-principle	
PBK 4291/... /3,50-KD	60
PBK 4291/... /3,50-KDVP	60
PBK 4100/... /5,00	61
PBK 4100/... /5,00-KD	61
PBKZ 4301/... /5,08-KD	62

Terminals




3,50 mm

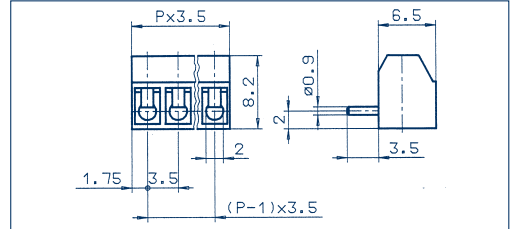
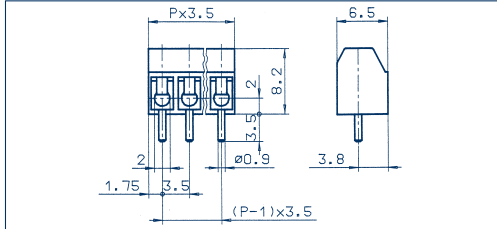
PK 550/... /3,50-V vertical



PK 550/... /3,50-H horizontal



Drawings



Connection principle

Dimensions

Spacing mm	3,50
Insulation stripping length mm	5,50
PCB hole diameter mm	1,20

Connection data

Single wire (solid) mm ²	1,50
Stranded wire (flexible) mm ²	1,00
Stranded wire (with ferrules) mm ²	0,75

Rating

Rated voltage V	125 V	130 V
Rated current A	6 A	13,50 A (T60)
Cross section max. AWG/mm ²	28-16	1,00
Rated surge voltage	–	2,00 kV
Rated torque/Screw size	–	0,40 Nm/M2
Contamination degree	–	–

Materials

Insulating material/Flammability class	PA 6.6 V0 / UL 94 V0
Temperature Range	-30°C / +105°C
Clamping part	CuZn
Clamping cage/Eccentric	–
Contact pin	–
Cage tension spring	–
Wire protection	stainless steel
Soldering lug	–
Contact Spring	–

Order information

Standard colour(s)
(further colours on request, see page 5)

Wire-protection

Spacing mm	3,50
Insulation stripping length mm	5,50
PCB hole diameter mm	1,20
Single wire (solid) mm ²	1,50
Stranded wire (flexible) mm ²	1,00
Stranded wire (with ferrules) mm ²	0,75

Rated voltage V	125 V	130 V
Rated current A	6 A	13,50 A (T60)
Cross section max. AWG/mm ²	28-16	1,00
Rated surge voltage	–	2,00 kV
Rated torque/Screw size	–	0,40 Nm/M2
Contamination degree	–	–

Insulating material/Flammability class	PA 6.6 V0 / UL 94 V0
Temperature Range	-30°C / +105°C
Clamping part	CuZn
Clamping cage/Eccentric	–
Contact pin	–
Cage tension spring	–
Wire protection	stainless steel
Soldering lug	–
Contact Spring	–

Order information

Standard colour(s)
(further colours on request, see page 5)

No. of poles	Cat.-No.		Qty.p.pck.
	● green (Ral 6018)	● dark grey (Ral 7016)	
2	10247.1	10247.4	50
3	10248.1	10248.4	50
4	10249.1	10249.4	50
5	10250.1	10250.4	50
6	10251.1	10251.4	50
7	10252.1	10252.4	50
8	10253.1	10253.4	50
9	10254.1	10254.4	50
10	10255.1	10255.4	50
11	10256.1	10256.4	50
12	10257.1	10257.4	50
13	10258.1	10258.4	50
14	10259.1	10259.4	50
15	10260.1	10260.4	50
16	10261.1	10261.4	50

Wire-protection

Spacing mm	3,50
Insulation stripping length mm	5,50
PCB hole diameter mm	1,20
Single wire (solid) mm ²	1,50
Stranded wire (flexible) mm ²	1,00
Stranded wire (with ferrules) mm ²	0,75

Rated voltage V	125 V	130 V
Rated current A	6 A	13,50 A (T60)
Cross section max. AWG/mm ²	28-16	1,00
Rated surge voltage	–	2,00 kV
Rated torque/Screw size	–	0,40 Nm/M2
Contamination degree	–	–

Insulating material/Flammability class	PA 6.6 V0 / UL 94 V0
Temperature Range	-30°C / +105°C
Clamping part	CuZn
Clamping cage/Eccentric	–
Contact pin	–
Cage tension spring	–
Wire protection	stainless steel
Soldering lug	–
Contact Spring	–

Order information

Standard colour(s)
(further colours on request, see page 5)

No. of poles	Cat.-No.		Qty.p.pck.
	● green (Ral 6018)	● dark grey (Ral 7016)	
2	10262.1	10262.4	50
3	10263.1	10263.4	50
4	10264.1	10264.4	50
5	10265.1	10265.4	50
6	10266.1	10266.4	50
7	10267.1	10267.4	50
8	10268.1	10268.4	50
9	10269.1	10269.4	50
10	10270.1	10270.4	50
11	10271.1	10271.4	50
12	10272.1	10272.4	50
13	10273.1	10273.4	50
14	10274.1	10274.4	50
15	10275.1	10275.4	50
16	10276.1	10276.4	50

Accessories

Marking


Page 126 - 129

Page 126 - 129


Terminals



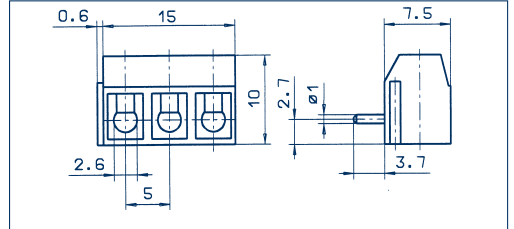
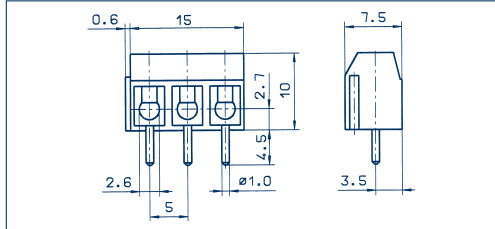
PK 500/... /5,00-V vertical



PK 500/... /5,00-H horizontal



Drawings



Connection principle

Dimensions

Spacing mm	5,00
Insulation stripping length mm	6,00
PCB hole diameter mm	1,30

Connection data

Single wire (solid) mm ²	1,50
Stranded wire (flexible) mm ²	1,00
Stranded wire (with ferrules) mm ²	0,75

Rating

	300 V	250 V
Rated voltage V	300 V	250 V
Rated current A	15 A	17,50 A (T60)
Cross section max. AWG/mm ²	22-14	1,50
Rated surge voltage	–	2,00 kV
Rated torque/Screw size	–	0,40 Nm/M2,6
Contamination degree	–	–

Materials

Insulating material/Flammability class	PA 6.6 V0 / UL 94 V0
Temperature Range	-30°C / +105°C
Clamping part	CuZn
Clamping cage/Eccentric	–
Contact pin	–
Cage tension spring	–
Wire protection	stainless steel
Soldering lug	–
Contact Spring	–

Order information

Standard colour(s)
(further colours on request, see page 5)

Wire-protection

Spacing mm	5,00
Insulation stripping length mm	6,00
PCB hole diameter mm	1,30
Single wire (solid) mm ²	1,50
Stranded wire (flexible) mm ²	1,00
Stranded wire (with ferrules) mm ²	0,75

	300 V	250 V
Rated voltage V	300 V	250 V
Rated current A	15 A	17,50 A (T60)
Cross section max. AWG/mm ²	22-14	1,50
Rated surge voltage	–	2,00 kV
Rated torque/Screw size	–	0,40 Nm/M2,6
Contamination degree	–	–

Insulating material/Flammability class	PA 6.6 V0 / UL 94 V0
Temperature Range	-30°C / +105°C
Clamping part	CuZn
Clamping cage/Eccentric	–
Contact pin	–
Cage tension spring	–
Wire protection	stainless steel
Soldering lug	–
Contact Spring	–

Order information

No. of poles **Cat.-No.** **Qty.p.pck.**

	No. of poles	Cat.-No.		Qty.p.pck.
		● green (Ral 6018)	● dark grey (Ral 7016)	
	2	10143.1	10143.4	50
	3	10144.1	10144.4	50
	4	10145.1	10145.4	50
	5	10146.1	10146.4	50
	6	10147.1	10147.4	50
	7	10148.1	10148.4	50
	8	10149.1	10149.4	50
	9	10150.1	10150.4	50
	10	10151.1	10151.4	50
	11	10152.1	10152.4	50
	12	10153.1	10153.4	50
	13	12493.1	12493.4	50
	14	12494.1	12494.4	50
	15	12495.1	12495.4	50
	16	12496.1	12496.4	50
	17	12497.1	12497.4	50
	18	12498.1	12498.4	50
	19	12499.1	12499.4	50
	20	12500.1	12500.4	50
	21	12501.1	12501.4	50
	22	12502.1	12502.4	50
	23	12503.1	12503.4	50
	24	12504.1	12504.4	50

Wire-protection

Spacing mm	5,00
Insulation stripping length mm	5,00
PCB hole diameter mm	1,30
Single wire (solid) mm ²	1,50
Stranded wire (flexible) mm ²	1,00
Stranded wire (with ferrules) mm ²	0,75

	300 V	250 V
Rated voltage V	300 V	250 V
Rated current A	15 A	17,50 A (T60)
Cross section max. AWG/mm ²	22-14	1,50
Rated surge voltage	–	2,00 kV
Rated torque/Screw size	–	0,40 Nm/M2,6
Contamination degree	–	–

Insulating material/Flammability class	PA 6.6 V0 / UL 94 V0
Temperature Range	-30°C / +105°C
Clamping part	CuZn
Clamping cage/Eccentric	–
Contact pin	–
Cage tension spring	–
Wire protection	stainless steel
Soldering lug	–
Contact Spring	–

Order information

No. of poles **Cat.-No.** **Qty.p.pck.**

	No. of poles	Cat.-No.		Qty.p.pck.
		● green (Ral 6018)	● dark grey (Ral 7016)	
	2	10165.1	10165.4	50
	3	10166.1	10166.4	50
	4	10167.1	10167.4	50
	5	10168.1	10168.4	50
	6	10169.1	10169.4	50
	7	10170.1	10170.4	50
	8	10171.1	10171.4	50
	9	10172.1	10172.4	50
	10	10173.1	10173.4	50
	11	10174.1	10174.4	50
	12	10175.1	10175.4	50
	13	12517.1	12517.4	50
	14	12518.1	12518.4	50
	15	12519.1	12519.4	50
	16	12520.1	12520.4	50
	17	12521.1	12521.4	50
	18	12522.1	12522.4	50
	19	12523.1	12523.4	50
	20	12524.1	12524.4	50
	21	12525.1	12525.4	50
	22	12526.1	12526.4	50
	23	12527.1	12527.4	50
	24	12528.1	12528.4	50

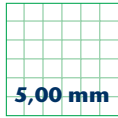
Accessories

Marking

Page 126 - 129


Page 126 - 129

Terminals




5,00 mm

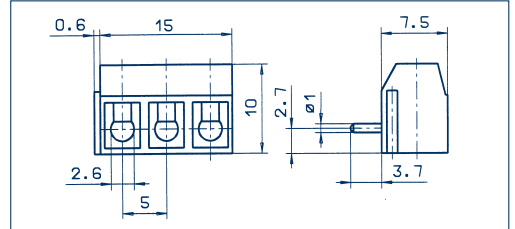
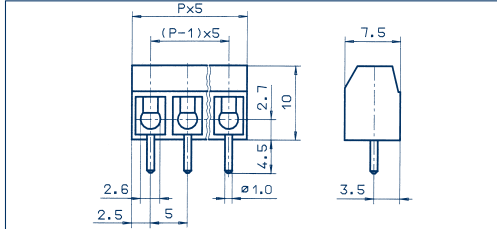
PK 500/... /5,00-V-BL vertical



PK 500/... /5,00-H-BL horizontal



Drawings



Connection principle

Dimensions

Spacing mm	5,00
Insulation stripping length mm	6,00
PCB hole diameter mm	1,30

Connection data

Single wire (solid) mm ²	1,50
Stranded wire (flexible) mm ²	1,00
Stranded wire (with ferrules) mm ²	0,75

Rating

Rated voltage V	300 V	250 V
Rated current A	15 A	17,50 A (T60)
Cross section max. AWG/mm ²	22-14	1,50
Rated surge voltage	–	2,00 kV
Rated torque/Screw size	–	0,40 Nm/M2,6
Contamination degree	–	–

Materials

Insulating material/Flammability class	PA 6.6 V0 / UL 94 V0
Temperature Range	-30°C / +105°C
Clamping part	CuZn
Clamping cage/Eccentric	–
Contact pin	–
Cage tension spring	–
Wire protection	stainless steel
Soldering lug	–
Contact Spring	–

Order information

Standard colour(s)
(further colours on request, see page 5)

Wire-protection

Spacing mm	5,00
Insulation stripping length mm	6,00
PCB hole diameter mm	1,30
Single wire (solid) mm ²	1,50
Stranded wire (flexible) mm ²	1,00
Stranded wire (with ferrules) mm ²	0,75

Rated voltage V	300 V	250 V
Rated current A	15 A	17,50 A (T60)
Cross section max. AWG/mm ²	22-14	1,50
Rated surge voltage	–	2,00 kV
Rated torque/Screw size	–	0,40 Nm/M2,6
Contamination degree	–	–

Insulating material/Flammability class	PA 6.6 V0 / UL 94 V0
Temperature Range	-30°C / +105°C
Clamping part	CuZn
Clamping cage/Eccentric	–
Contact pin	–
Cage tension spring	–
Wire protection	stainless steel
Soldering lug	–
Contact Spring	–

No. of poles

Cat.-No.	Qty.p.pck.
● green (Ral 6018)	
● dark grey (Ral 7016)	

No. of poles	Cat.-No.	Qty.p.pck.
2	10231.1 10231.4	50
3	10232.1 10232.4	50
4	10233.1 10233.4	50
5	10234.1 10234.4	50
6	10235.1 10235.4	50
7	10236.1 10236.4	50
8	10237.1 10237.4	50
9	10238.1 10238.4	50
10	10239.1 10239.4	50
11	10240.1 10240.4	50
12	10241.1 10241.4	50

Wire-protection

Spacing mm	5,00
Insulation stripping length mm	6,00
PCB hole diameter mm	1,30
Single wire (solid) mm ²	1,50
Stranded wire (flexible) mm ²	1,00
Stranded wire (with ferrules) mm ²	0,75

Rated voltage V	300 V	250 V
Rated current A	15 A	17,50 A (T60)
Cross section max. AWG/mm ²	22-14	1,50
Rated surge voltage	–	2,00 kV
Rated torque/Screw size	–	0,40 Nm/M2,6
Contamination degree	–	–

Insulating material/Flammability class	PA 6.6 V0 / UL 94 V0
Temperature Range	-30°C / +105°C
Clamping part	CuZn
Clamping cage/Eccentric	–
Contact pin	–
Cage tension spring	–
Wire protection	stainless steel
Soldering lug	–
Contact Spring	–

No. of poles

Cat.-No.	Qty.p.pck.
● green (Ral 6018)	

No. of poles	Cat.-No.	Qty.p.pck.
2	10713.1	50
3	10714.1	50
4	10715.1	50
5	10716.1	50
6	10717.1	50
7	10718.1	50
8	10719.1	50
9	10720.1	50
10	10721.1	50
11	10722.1	50
12	10723.1	50

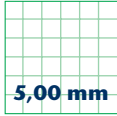
Accessories

Marking

Page 126 - 129

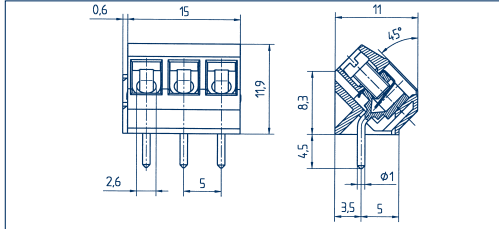

Page 126 - 129

Terminals



5,00 mm

PK 590/... /5,00



Drawings

Connection principle

Dimensions

Spacing mm	5,00
Insulation stripping length mm	6,00
PCB hole diameter mm	1,30

Connection data

Single wire (solid) mm ²	1,50
Stranded wire (flexible) mm ²	1,50
Stranded wire (with ferrules) mm ²	0,75

Rating

Rated voltage V	300 V	250 V
Rated current A	15 A	17,50 A (T60)
Cross section max. AWG/mm ²	22-14	1,50
Rated surge voltage	–	2,00 kV
Rated torque/Screw size	–	0,40 Nm/M2,6
Contamination degree	–	–

Materials

Insulating material/Flammability class	PA 6.6 V0 / UL 94 V0
Temperature Range	-30°C / +105°C
Clamping part	CuZn
Clamping cage/Eccentric	–
Contact pin	–
Cage tension spring	–
Wire protection	stainless steel
Soldering lug	–
Contact Spring	–


Order information

	No. of poles	Cat.-No.	Qty.p.pck.
Standard colour(s)		● green (Ral 6018)	
(further colours on request, see page 5)			
	2	12855.1	50
	3	12856.1	50
	4	12857.1	50
	5	12858.1	50
	6	12859.1	50
	7	12860.1	50
	8	12861.1	50
	9	12862.1	50
	10	12863.1	50
	11	12864.1	50
	12	12865.1	50
	13	12866.1	50
	14	12867.1	50
	15	12868.1	50
	16	12869.1	50
	17	12870.1	50
	18	12871.1	50
	19	12872.1	50
	20	12873.1	50
	21	12874.1	50
	22	12875.1	50
	23	12876.1	50
	24	12877.1	50


Accessories

Marking	Page 126 - 129
---------	----------------


Terminals



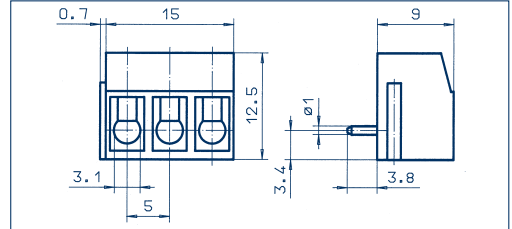
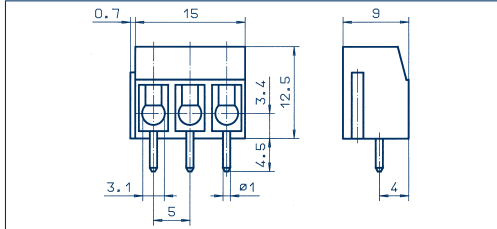
PK 100/... /5,00-V vertical



PK 100/... /5,00-H horizontal



Drawings



Connection principle

Dimensions

Spacing mm	5,00
Insulation stripping length mm	7,00
PCB hole diameter mm	1,30

Connection data

Single wire (solid) mm ²	2,50
Stranded wire (flexible) mm ²	1,50
Stranded wire (with ferrules) mm ²	1,50

Rating

Rated voltage V	300 V	250 V
Rated current A	15 A	24 A (T60)
Cross section max. AWG/mm ²	22-14	2,50
Rated surge voltage	—	2,00 kV
Rated torque/Screw size	—	0,50 Nm/M3
Contamination degree	—	—

Materials

Insulating material/Flammability class	PA 6.6 V0 / UL 94 V0
Temperature Range	-30°C / +105°C
Clamping part	CuZn
Clamping cage/Eccentric	—
Contact pin	—
Cage tension spring	—
Wire protection	stainless steel
Soldering lug	—
Contact Spring	—

Order information

Standard colour(s)
(further colours on request, see page 5)

Wire-protection

Spacing mm	5,00
Insulation stripping length mm	7,00
PCB hole diameter mm	1,30
Single wire (solid) mm ²	2,50
Stranded wire (flexible) mm ²	1,50
Stranded wire (with ferrules) mm ²	1,50

Rated voltage V	300 V	250 V
Rated current A	15 A	24 A (T60)
Cross section max. AWG/mm ²	22-14	2,50
Rated surge voltage	—	2,00 kV
Rated torque/Screw size	—	0,50 Nm/M3
Contamination degree	—	—

Insulating material/Flammability class	PA 6.6 V0 / UL 94 V0
Temperature Range	-30°C / +105°C
Clamping part	CuZn
Clamping cage/Eccentric	—
Contact pin	—
Cage tension spring	—
Wire protection	stainless steel
Soldering lug	—
Contact Spring	—

No. of poles	Cat.-No.		Qty.p.pck.
	● green	● dark grey	
	(Ral 6018)	(Ral 7016)	

No. of poles	Cat.-No.		Qty.p.pck.
2	10001.1	10001.4	50
3	10002.1	10002.4	50
4	10003.1	10003.4	50
5	10004.1	10004.4	50
6	10005.1	10005.4	50
7	10006.1	10006.4	50
8	10007.1	10007.4	50
9	10008.1	10008.4	50
10	10009.1	10009.4	50
11	10010.1	10010.4	50
12	10011.1	10011.4	50
13	12385.1	12385.4	50
14	12386.1	12386.4	50
15	12387.1	12387.4	50
16	12388.1	12388.4	50
17	12389.1	12389.4	50
18	12390.1	12390.4	50
19	12391.1	12391.4	50
20	12392.1	12392.4	50
21	12393.1	12393.4	50
22	12394.1	12394.4	50
23	12395.1	12395.4	50
24	12396.1	12396.4	50

Wire-protection

Spacing mm	5,00
Insulation stripping length mm	6,00
PCB hole diameter mm	1,30
Single wire (solid) mm ²	2,50
Stranded wire (flexible) mm ²	1,50
Stranded wire (with ferrules) mm ²	1,50

Rated voltage V	300 V	250 V
Rated current A	15 A	24 A (T60)
Cross section max. AWG/mm ²	22-14	2,50
Rated surge voltage	—	2,00 kV
Rated torque/Screw size	—	0,50 Nm/M3
Contamination degree	—	—

Insulating material/Flammability class	PA 6.6 V0 / UL 94 V0
Temperature Range	-30°C / +105°C
Clamping part	CuZn
Clamping cage/Eccentric	—
Contact pin	—
Cage tension spring	—
Wire protection	stainless steel
Soldering lug	—
Contact Spring	—

No. of poles	Cat.-No.		Qty.p.pck.
	● green	● dark grey	
	(Ral 6018)	(Ral 7016)	

No. of poles	Cat.-No.		Qty.p.pck.
2	10012.1	10012.4	50
3	10013.1	10013.4	50
4	10014.1	10014.4	50
5	10015.1	10015.4	50
6	10016.1	10016.4	50
7	10017.1	10017.4	50
8	10018.1	10018.4	50
9	10019.1	10019.4	50
10	10020.1	10020.4	50
11	10021.1	10021.4	50
12	10022.1	10022.4	50
13	12373.1	12372.4	50
14	12374.1	12374.4	50
15	12375.1	12375.4	50
16	12376.1	12376.4	50
17	12377.1	12377.4	50
18	12378.1	12378.4	50
19	12379.1	12379.4	50
20	12380.1	12380.4	50
21	12381.1	12381.4	50
22	12382.1	12382.4	50
23	12383.1	12383.4	50
24	12384.1	12384.4	50

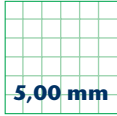
Accessories

Marking

Page 126 - 129


Page 126 - 129

Terminals




5,00 mm

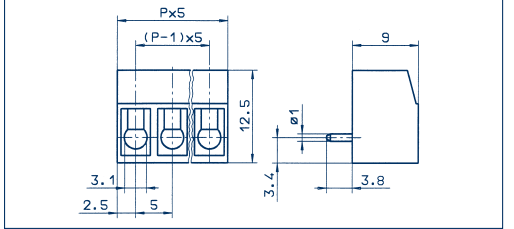
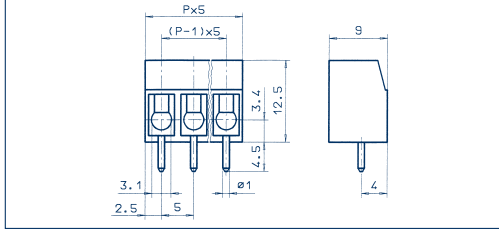
PK 100/... /5,00-V-BL vertical



PK 100/... /5,00-H-BL horizontal



Drawings



Connection principle

Dimensions

Spacing mm	5,00
Insulation stripping length mm	7,00
PCB hole diameter mm	1,30

Connection data

Single wire (solid) mm ²	2,50
Stranded wire (flexible) mm ²	1,50
Stranded wire (with ferrules) mm ²	1,50

Rating

Rated voltage V	300 V	250 V
Rated current A	15 A	24 A (T60)
Cross section max. AWG/mm ²	22-14	2,50
Rated surge voltage	–	2,00 kV
Rated torque/Screw size	–	0,50 Nm/M3
Contamination degree	–	–

Materials

Insulating material/Flammability class	PA 6.6 V0 / UL 94 V0	
Temperature Range	-30°C / +105°C	
Clamping part	CuZn	
Clamping cage/Eccentric	–	
Contact pin	–	
Cage tension spring	–	
Wire protection	stainless steel	
Soldering lug	–	
Contact Spring	–	

Order information

Standard colour(s)

(further colours on request, see page 5)

No. of poles	Cat.-No.		Qty.p.pck.	No. of poles	Cat.-No.		Qty.p.pck.
	●	●			●	●	
	green (Ral 6018)	dark grey (Ral 7016)			green (Ral 6018)	dark grey (Ral 7016)	
2	10045.1	10045.4	50	2	10056.1	10056.4	50
3	10046.1	10046.4	50	3	10057.1	10057.4	50
4	10047.1	10047.4	50	4	10058.1	10058.4	50
5	10048.1	10048.4	50	5	10059.1	10059.4	50
6	10049.1	10049.4	50	6	10060.1	10060.4	50
7	10050.1	10050.4	50	7	10061.1	10061.4	50
8	10051.1	10051.4	50	8	10062.1	10062.4	50
9	10052.1	10052.4	50	9	10063.1	10063.4	50
10	10053.1	10053.4	50	10	10064.1	10064.4	50
11	10054.1	10054.4	50	11	10065.1	10065.4	50
12	10055.1	10055.4	50	12	10066.1	10066.4	50
13	12421.1	12421.4	50	13	12433.1	12433.4	50
14	12422.1	12422.4	50	14	12434.1	12434.4	50
15	12423.1	12423.4	50	15	12435.1	12435.4	50
16	12424.1	12424.4	50	16	12436.1	12436.4	50
17	12425.1	12425.4	50	17	12437.1	12437.4	50
18	12426.1	12426.4	50	18	12438.1	12438.4	50
19	12427.1	12427.4	50	19	12439.1	12439.4	50
20	12428.1	12428.4	50	20	12440.1	12440.4	50
21	12429.1	12429.4	50	21	12441.1	12441.4	50
22	12430.1	12430.4	50	22	12442.1	12442.4	50
23	12431.1	12431.4	50	23	12443.1	12443.4	50
24	12432.1	12432.4	50	24	12444.1	12444.4	50

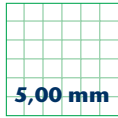
Accessories

Marking

Page 126 - 129


Page 126 - 129

Terminals

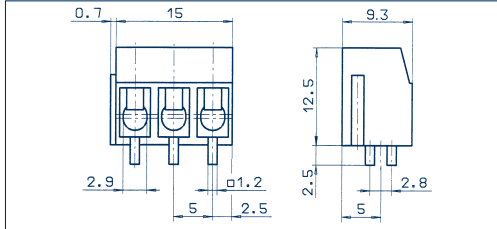


5,00 mm

PK 104/... /5,00-V vertical



Drawings



Connection principle

Dimensions

Spacing mm	5,00
Insulation stripping length mm	7,00
PCB hole diameter mm	2,00 x 2,80

Connection data

Single wire (solid) mm ²	4,00
Stranded wire (flexible) mm ²	2,50
Stranded wire (with ferrules) mm ²	1,50

Rating

Rated voltage V	300 V	250 V
Rated current A	15 A	32 A (T60)
Cross section max. AWG/mm ²	22-12	4,00
Rated surge voltage	-	2,00 kV
Rated torque/Screw size	-	0,80 Nm/M3
Contamination degree	-	-

Materials

Insulating material/Flammability class	PA 6.6 V0 / UL 94 V0
Temperature Range	-30 °C / +105 °C
Clamping part	CuZn
Clamping cage/Eccentric	-
Contact pin	-
Cage tension spring	-
Wire protection	stainless steel
Soldering lug	-
Contact Spring	-

Order information

Standard colour(s)

(further colours on request, see page 5)

Wire-protection

Spacing mm	5,00
Insulation stripping length mm	7,00
PCB hole diameter mm	2,00 x 2,80

Single wire (solid) mm ²	4,00
Stranded wire (flexible) mm ²	2,50
Stranded wire (with ferrules) mm ²	1,50

Rated voltage V	300 V	250 V
Rated current A	15 A	32 A (T60)
Cross section max. AWG/mm ²	22-12	4,00
Rated surge voltage	-	2,00 kV
Rated torque/Screw size	-	0,80 Nm/M3
Contamination degree	-	-

Insulating material/Flammability class	PA 6.6 V0 / UL 94 V0
Temperature Range	-30 °C / +105 °C
Clamping part	CuZn
Clamping cage/Eccentric	-
Contact pin	-
Cage tension spring	-
Wire protection	stainless steel
Soldering lug	-
Contact Spring	-

No. of poles	Cat.-No.		Qty.p.pck.
--------------	----------	--	------------

	●	●	
	green	dark grey	
	(Ral 6018)	(Ral 7016)	


No. of poles	Cat.-No.		Qty.p.pck.
2	10077.1	10077.4	50
3	10078.1	10078.4	50
4	10079.1	10079.4	50
5	10080.1	10080.4	50
6	10081.1	10081.4	50
7	10082.1	10082.4	50
8	10083.1	10083.4	50
9	10084.1	10084.4	50
10	10085.1	10085.4	50
11	10086.1	10086.4	50
12	10087.1	10087.4	50
13	12397.1	12397.4	50
14	12398.1	12398.4	50
15	12399.1	12399.4	50
16	12400.1	12400.4	50
17	12401.1	12401.4	50
18	12402.1	12402.4	50
19	12403.1	12403.4	50
20	12404.1	12404.4	50
21	12405.1	12405.4	50
22	12406.1	12406.4	50
23	12407.1	12407.4	50
24	12408.1	12408.4	50

Accessories

Marking

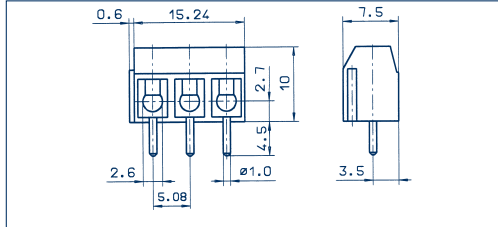

Page 126 - 129

Terminals

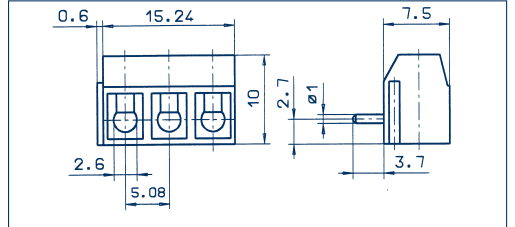



5,08 mm

PK 500/... /5,08-V vertical



PK 500/... /5,08-H horizontal



Drawings

Connection principle

Dimensions

Spacing mm	5,08
Insulation stripping length mm	6,00
PCB hole diameter mm	1,30

Connection data

Single wire (solid) mm ²	1,50
Stranded wire (flexible) mm ²	1,00
Stranded wire (with ferrules) mm ²	0,75

Rating

	300 V	250 V
Rated voltage V	300 V	250 V
Rated current A	15 A	17,50 A (T60)
Cross section max. AWG/mm ²	22-14	1,50
Rated surge voltage	–	2,00 kV
Rated torque/Screw size	–	0,40 Nm/M2,6
Contamination degree	–	–

Materials

Insulating material/Flammability class	PA 6.6 V0 / UL 94 V0
Temperature Range	-30°C / +105°C
Clamping part	CuZn
Clamping cage/Eccentric	–
Contact pin	–
Cage tension spring	–
Wire protection	stainless steel
Soldering lug	–
Contact Spring	–

Order information

Standard colour(s)
(further colours on request, see page 5)

Wire-protection

Spacing mm	5,08
Insulation stripping length mm	6,00
PCB hole diameter mm	1,30

	300 V	250 V
Rated voltage V	300 V	250 V
Rated current A	15 A	17,50 A (T60)
Cross section max. AWG/mm ²	22-14	1,50
Rated surge voltage	–	2,00 kV
Rated torque/Screw size	–	0,40 Nm/M2,6
Contamination degree	–	–

Insulating material/Flammability class	PA 6.6 V0 / UL 94 V0
Temperature Range	-30°C / +105°C
Clamping part	CuZn
Clamping cage/Eccentric	–
Contact pin	–
Cage tension spring	–
Wire protection	stainless steel
Soldering lug	–
Contact Spring	–

Order information

No. of poles **Cat.-No.** **Qty.p.pck.**

No. of poles	Cat.-No.		Qty.p.pck.
	● green (Ral 6018)	● dark grey (Ral 7016)	
2	10154.1	10154.4	50
3	10155.1	10155.4	50
4	10156.1	10156.4	50
5	10157.1	10157.4	50
6	10158.1	10158.4	50
7	10159.1	10159.4	50
8	10160.1	10160.4	50
9	10161.1	10161.4	50
10	10162.1	10162.4	50
11	10163.1	10163.4	50
12	10164.1	10164.4	50
13	12505.1	12505.4	50
14	12506.1	12506.4	50
15	12507.1	12507.4	50
16	12508.1	12508.4	50
17	12509.1	12509.4	50
18	12510.1	12510.4	50
19	12511.1	12511.4	50
20	12512.1	12512.4	50
21	12513.1	12513.4	50
22	12514.1	12514.4	50
23	12515.1	12515.4	50
24	12516.1	12516.4	50

Wire-protection

Spacing mm	5,08
Insulation stripping length mm	5,00
PCB hole diameter mm	1,30

	300 V	250 V
Rated voltage V	300 V	250 V
Rated current A	15 A	17,50 A (T60)
Cross section max. AWG/mm ²	22-14	1,50
Rated surge voltage	–	2,00 kV
Rated torque/Screw size	–	0,40 Nm/M2,6
Contamination degree	–	–

Insulating material/Flammability class	PA 6.6 V0 / UL 94 V0
Temperature Range	-30°C / +105°C
Clamping part	CuZn
Clamping cage/Eccentric	–
Contact pin	–
Cage tension spring	–
Wire protection	stainless steel
Soldering lug	–
Contact Spring	–

Order information

No. of poles **Cat.-No.** **Qty.p.pck.**

No. of poles	Cat.-No.		Qty.p.pck.
	● green (Ral 6018)	● dark grey (Ral 7016)	
2	10176.1	10176.4	50
3	10177.1	10177.4	50
4	10178.1	10178.4	50
5	10179.1	10179.4	50
6	10180.1	10180.4	50
7	10181.1	10181.4	50
8	10182.1	10182.4	50
9	10183.1	10183.4	50
10	10184.1	10184.4	50
11	10185.1	10185.4	50
12	10186.1	10186.4	50
13	12529.1	12529.4	50
14	12530.1	12530.4	50
15	12531.1	12531.4	50
16	12532.1	12532.4	50
17	12533.1	12533.4	50
18	12534.1	12534.4	50
19	12535.1	12535.4	50
20	12536.1	12536.4	50
21	12537.1	12537.4	50
22	12538.1	12538.4	50
23	12539.1	12539.4	50
24	12540.1	12540.4	50

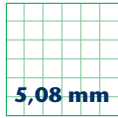
Accessories

Marking

Page 126 - 129

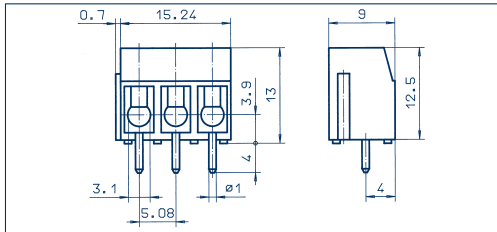

Page 126 - 129

Terminals

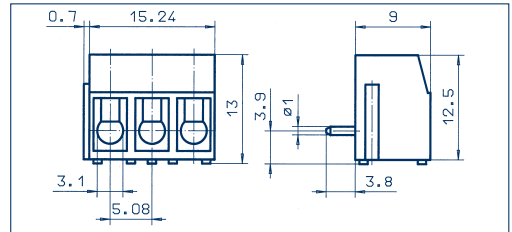



5,08 mm

PK 120/... /5,08-V vertical



PK 120/... /5,08-H horizontal



Drawings

Connection principle

Dimensions

Spacing mm	5,08
Insulation stripping length mm	7,00
PCB hole diameter mm	1,30

Connection data

Single wire (solid) mm ²	2,50
Stranded wire (flexible) mm ²	1,50
Stranded wire (with ferrules) mm ²	1,50

Rating

Rated voltage V	300 V	250 V
Rated current A	15 A	24 A (T60)
Cross section max. AWG/mm ²	22-14	2,50
Rated surge voltage	–	2,00 kV
Rated torque/Screw size	–	0,50 Nm/M3
Contamination degree	–	–

Materials

Insulating material/Flammability class	PA 6.6 V0 / UL 94 V0
Temperature Range	-30°C / +105°C
Clamping part	CuZn
Clamping cage/Eccentric	–
Contact pin	–
Cage tension spring	–
Wire protection	stainless steel
Soldering lug	–
Contact Spring	–

Order information

Standard colour(s)

(further colours on request, see page 5)

Wire-protection

Spacing mm	5,08
Insulation stripping length mm	7,00
PCB hole diameter mm	1,30
Single wire (solid) mm ²	2,50
Stranded wire (flexible) mm ²	1,50
Stranded wire (with ferrules) mm ²	1,50

Rated voltage V	300 V	250 V
Rated current A	15 A	24 A (T60)
Cross section max. AWG/mm ²	22-14	2,50
Rated surge voltage	–	2,00 kV
Rated torque/Screw size	–	0,50 Nm/M3
Contamination degree	–	–

Insulating material/Flammability class	PA 6.6 V0 / UL 94 V0
Temperature Range	-30°C / +105°C
Clamping part	CuZn
Clamping cage/Eccentric	–
Contact pin	–
Cage tension spring	–
Wire protection	stainless steel
Soldering lug	–
Contact Spring	–

Order information

No. of poles	Cat.-No.		Qty.p.pck.
	● green	● dark grey	

No. of poles	Cat.-No.		Qty.p.pck.
	● green	● dark grey	
2	10121.1	10121.4	50
3	10122.1	10122.4	50
4	10123.1	10123.4	50
5	10124.1	10124.4	50
6	10125.1	10125.4	50
7	10126.1	10126.4	50
8	10127.1	10127.4	50
9	10128.1	10128.4	50
10	10129.1	10129.4	50
11	10130.1	10130.4	50
12	10131.1	10131.4	50
13	12409.1	12409.4	50
14	12410.1	12410.4	50
15	12411.1	12411.4	50
16	12412.1	12412.4	50
17	12413.1	12413.4	50
18	12414.1	12414.4	50
19	12415.1	12415.4	50
20	12416.1	12416.4	50
21	12417.1	12417.4	50
22	12418.1	12418.4	50
23	12419.1	12419.4	50
24	12420.1	12420.4	50

Wire-protection

Spacing mm	5,08
Insulation stripping length mm	6,00
PCB hole diameter mm	1,30
Single wire (solid) mm ²	2,50
Stranded wire (flexible) mm ²	1,50
Stranded wire (with ferrules) mm ²	1,50

Rated voltage V	300 V	250 V
Rated current A	15 A	24 A (T60)
Cross section max. AWG/mm ²	22-14	2,50
Rated surge voltage	–	2,00 kV
Rated torque/Screw size	–	0,50 Nm/M3
Contamination degree	–	–

Insulating material/Flammability class	PA 6.6 V0 / UL 94 V0
Temperature Range	-30°C / +105°C
Clamping part	CuZn
Clamping cage/Eccentric	–
Contact pin	–
Cage tension spring	–
Wire protection	stainless steel
Soldering lug	–
Contact Spring	–

Order information

No. of poles	Cat.-No.		Qty.p.pck.
	● green	● dark grey	

No. of poles	Cat.-No.		Qty.p.pck.
	● green	● dark grey	
2	10132.1	10132.4	50
3	10133.1	10133.4	50
4	10134.1	10134.4	50
5	10135.1	10135.4	50
6	10136.1	10136.4	50
7	10137.1	10137.4	50
8	10138.1	10138.4	50
9	10139.1	10139.4	50
10	10140.1	10140.4	50
11	10141.1	10141.4	50
12	10142.1	10142.4	50
13	12481.1	12481.4	50
14	12482.1	12482.4	50
15	12483.1	12483.4	50
16	12484.1	12484.4	50
17	12485.1	12485.4	50
18	12486.1	12486.4	50
19	12487.1	12487.4	50
20	12488.1	12488.4	50
21	12489.1	12489.4	50
22	12490.1	12490.4	50
23	12491.1	12491.4	50
24	12492.1	12492.4	50

Accessories

Marking


Page 126 - 129

Page 126 - 129


Terminals



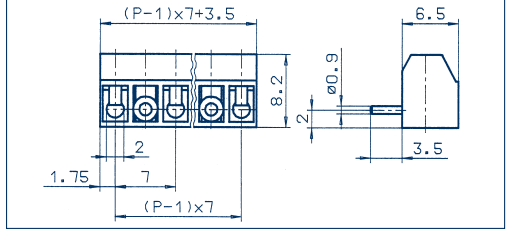
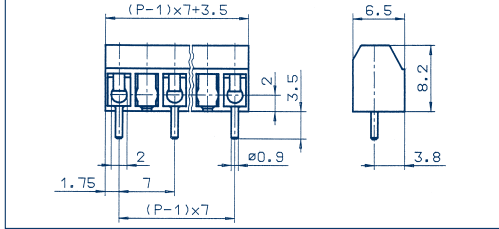
PK 550/... /7,00-V vertical



PK 550/... /7,00-H horizontal



Drawings



Connection principle

Dimensions

Spacing mm	7,00
Insulation stripping length mm	5,50
PCB hole diameter mm	1,20

Connection data

Single wire (solid) mm ²	1,50
Stranded wire (flexible) mm ²	1,00
Stranded wire (with ferrules) mm ²	0,75

Rating

	300 V	450 V
Rated voltage V	300 V	450 V
Rated current A	6 A	13,50 A (T60)
Cross section max. AWG/mm ²	28-16	1,00
Rated surge voltage	–	3,00 kV
Rated torque/Screw size	–	0,40 Nm/M2
Contamination degree	–	–

Materials

Insulating material/Flammability class	PA 6.6 V0 / UL 94 V0
Temperature Range	-30°C / +105°C
Clamping part	CuZn
Clamping cage/Eccentric	–
Contact pin	–
Cage tension spring	–
Wire protection	stainless steel
Soldering lug	–
Contact Spring	–

Order information

Standard colour(s)
(further colours on request, see page 5)

Wire-protection

Spacing mm	7,00
Insulation stripping length mm	5,50
PCB hole diameter mm	1,20

	300 V	450 V
Rated voltage V	300 V	450 V
Rated current A	6 A	13,50 A (T60)
Cross section max. AWG/mm ²	28-16	1,00
Rated surge voltage	–	3,00 kV
Rated torque/Screw size	–	0,40 Nm/M2
Contamination degree	–	–

Insulating material/Flammability class	PA 6.6 V0 / UL 94 V0
Temperature Range	-30°C / +105°C
Clamping part	CuZn
Clamping cage/Eccentric	–
Contact pin	–
Cage tension spring	–
Wire protection	stainless steel
Soldering lug	–
Contact Spring	–

Order information

Standard colour(s)
(further colours on request, see page 5)

Wire-protection

Spacing mm	7,00
Insulation stripping length mm	5,50
PCB hole diameter mm	1,20

	300 V	450 V
Rated voltage V	300 V	450 V
Rated current A	6 A	13,50 A (T60)
Cross section max. AWG/mm ²	28-16	1,00
Rated surge voltage	–	3,00 kV
Rated torque/Screw size	–	0,40 Nm/M2
Contamination degree	–	–

Insulating material/Flammability class	PA 6.6 V0 / UL 94 V0
Temperature Range	-30°C / +105°C
Clamping part	CuZn
Clamping cage/Eccentric	–
Contact pin	–
Cage tension spring	–
Wire protection	stainless steel
Soldering lug	–
Contact Spring	–

Order information

Standard colour(s)
(further colours on request, see page 5)

	No. of poles	Cat.-No.		Qty.p.pck.	No. of poles	Cat.-No.		Qty.p.pck.
		● green (Ral 6018)	● dark grey (Ral 7016)			● green (Ral 6018)	● dark grey (Ral 7016)	
	2	10277.1	10277.4	50	2	10284.1	10284.4	50
	3	10278.1	10278.4	50	3	10285.1	10285.4	50
	4	10279.1	10279.4	50	4	10286.1	10286.4	50
	5	10280.1	10280.4	50	5	10287.1	10287.4	50
	6	10281.1	10281.4	50	6	10288.1	10288.4	50
	7	10282.1	10282.4	50	7	10289.1	10289.4	50
	8	10283.1	10283.4	50	8	10290.1	10290.4	50

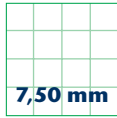
Accessories

Marking

Page 126 - 129

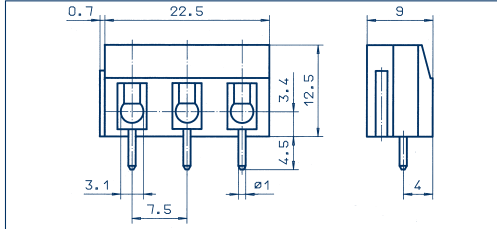

Page 126 - 129

Terminals

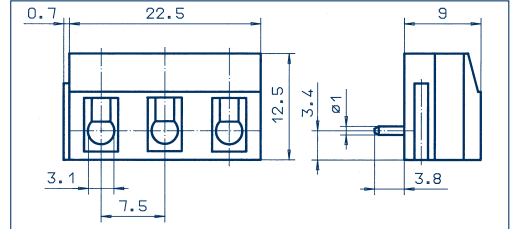



7,50 mm

PK 110/... /7,50-V vertical



PK 110/... /7,50-H horizontal



Drawings

Connection principle

Dimensions

Spacing mm	7,50
Insulation stripping length mm	7,00
PCB hole diameter mm	1,30

Connection data

Single wire (solid) mm ²	2,50
Stranded wire (flexible) mm ²	1,50
Stranded wire (with ferrules) mm ²	1,50

Rating

Rated voltage V	300 V	500 V
Rated current A	20 A	24 A (T60)
Cross section max. AWG/mm ²	22-14	2,50
Rated surge voltage	–	3,00 kV
Rated torque/Screw size	–	0,50 Nm/M3
Contamination degree	–	–

Materials

Insulating material/Flammability class	PA 6.6 V0 / UL 94 V0
Temperature Range	-30°C / +105°C
Clamping part	CuZn
Clamping cage/Eccentric	–
Contact pin	–
Cage tension spring	–
Wire protection	stainless steel
Soldering lug	–
Contact Spring	–

Order information

Standard colour(s)
(further colours on request, see page 5)

Wire-protection

Spacing mm	7,50
Insulation stripping length mm	7,00
PCB hole diameter mm	1,30
Single wire (solid) mm ²	2,50
Stranded wire (flexible) mm ²	1,50
Stranded wire (with ferrules) mm ²	1,50

Rated voltage V	300 V	500 V
Rated current A	20 A	24 A (T60)
Cross section max. AWG/mm ²	22-14	2,50
Rated surge voltage	–	3,00 kV
Rated torque/Screw size	–	0,50 Nm/M3
Contamination degree	–	–

Insulating material/Flammability class	PA 6.6 V0 / UL 94 V0
Temperature Range	-30°C / +105°C
Clamping part	CuZn
Clamping cage/Eccentric	–
Contact pin	–
Cage tension spring	–
Wire protection	stainless steel
Soldering lug	–
Contact Spring	–

No. of poles	Cat.-No.		Qty.p.pck.
	● green	● dark grey	
	(Ral 6018)	(Ral 7016)	

No. of poles	Cat.-No.		Qty.p.pck.
	● green	● dark grey	
	(Ral 6018)	(Ral 7016)	
2	10099.1	10099.4	50
3	10100.1	10100.4	50
4	10101.1	10101.4	50
5	10102.1	10102.4	50
6	10103.1	10103.4	50
7	10104.1	10104.4	50
8	10105.1	10105.4	50
9	10106.1	10106.4	50
10	10107.1	10107.4	50
11	10108.1	10108.4	50
12	10109.1	10109.4	50
13	12457.1	12457.4	50
14	12458.1	12458.4	50
15	12459.1	12459.4	50
16	12460.1	12460.4	50
17	12461.1	12461.4	50
18	12462.1	12462.4	50
19	12463.1	12463.4	50
20	12464.1	12464.4	50
21	12465.1	12465.4	50
22	12466.1	12466.4	50
23	12467.1	12467.4	50
24	12468.1	12468.4	50

Wire-protection

Spacing mm	7,50
Insulation stripping length mm	6,00
PCB hole diameter mm	1,30
Single wire (solid) mm ²	2,50
Stranded wire (flexible) mm ²	1,50
Stranded wire (with ferrules) mm ²	1,50

Rated voltage V	300 V	500 V
Rated current A	20 A	24 A (T60)
Cross section max. AWG/mm ²	22-14	2,50
Rated surge voltage	–	3,00 kV
Rated torque/Screw size	–	0,50 Nm/M3
Contamination degree	–	–

Insulating material/Flammability class	PA 6.6 V0 / UL 94 V0
Temperature Range	-30°C / +105°C
Clamping part	CuZn
Clamping cage/Eccentric	–
Contact pin	–
Cage tension spring	–
Wire protection	stainless steel
Soldering lug	–
Contact Spring	–

No. of poles	Cat.-No.		Qty.p.pck.
	● green	● dark grey	
	(Ral 6018)	(Ral 7016)	

No. of poles	Cat.-No.		Qty.p.pck.
	● green	● dark grey	
	(Ral 6018)	(Ral 7016)	
2	10110.1	10110.4	50
3	10111.1	10111.4	50
4	10112.1	10112.4	50
5	10113.1	10113.4	50
6	10114.1	10114.4	50
7	10115.1	10115.4	50
8	10116.1	10116.4	50
9	10117.1	10117.4	50
10	10118.1	10118.4	50
11	10119.1	10119.4	50
12	10120.1	10120.4	50
13	12469.1	12469.4	50
14	12470.1	12470.4	50
15	12471.1	12471.4	50
16	12472.1	12472.4	50
17	12473.1	12473.4	50
18	12474.1	12474.4	50
19	12475.1	12475.4	50
20	12476.1	12476.4	50
21	12477.1	12477.4	50
22	12478.1	12478.4	50
23	12479.1	12479.4	50
24	12480.1	12480.4	50


Accessories

Marking

Page 126 - 129

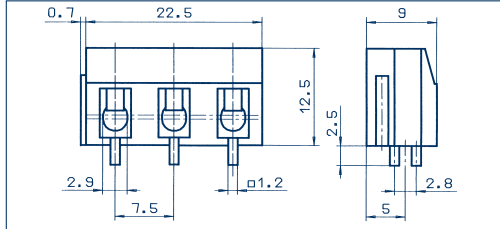

Page 126 - 129

Terminals

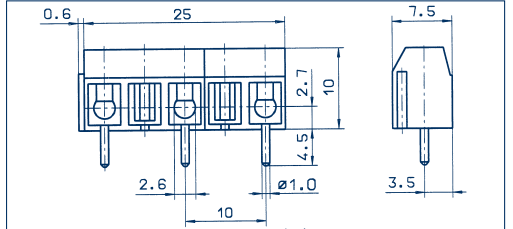



Drawings

PK 114/... /7,50-V vertical



PK 500/... /10,00-V vertical



Connection principle

Dimensions

Spacing mm	7,50
Insulation stripping length mm	7,00
PCB hole diameter mm	2,00 x 2,80

Connection data

Single wire (solid) mm ²	4,00
Stranded wire (flexible) mm ²	2,50
Stranded wire (with ferrules) mm ²	1,50

Rating

	300 V	500 V
Rated voltage V	300 V	500 V
Rated current A	15 A	32 A (T60)
Cross section max. AWG/mm ²	22-12	4,00
Rated surge voltage	–	3,00 kV
Rated torque/Screw size	–	0,80 Nm/M3
Contamination degree	–	–

Materials

Insulating material/Flammability class	PA 6.6 V0 / UL 94 V0
Temperature Range	-30°C / +105°C
Clamping part	CuZn
Clamping cage/Eccentric	–
Contact pin	–
Cage tension spring	–
Wire protection	stainless steel
Soldering lug	–
Contact Spring	–

Order information

Standard colour(s)
(further colours on request, see page 5)

	No. of poles	Cat.-No.		Qty.p.pck.
		green (Ral 6018)	dark grey (Ral 7016)	
	2	10088.1	10088.4	50
	3	10089.1	10089.4	50
	4	10090.1	10090.4	50
	5	10091.1	10091.4	50
	6	10092.1	10092.4	50
	7	10093.1	10093.4	50
	8	10094.1	10094.4	50
	9	10095.1	10095.4	50
	10	10096.1	10096.4	50
	11	10097.1	10097.4	50
	12	10098.1	10098.4	50
	13	12445.1	12445.4	50
	14	12446.1	12446.4	50
	15	12447.1	12447.4	50
	16	12448.1	12448.4	50
	17	12449.1	12449.4	50
	18	12450.1	12450.4	50
	19	12451.1	12451.4	50
	20	12452.1	12452.4	50
	21	12453.1	12453.4	50
	22	12454.1	12454.4	50
	23	12455.1	12455.4	50
	24	12456.1	12456.4	50

Accessories

Marking

Page 126 - 129

Wire-protection

Spacing mm	7,50
Insulation stripping length mm	7,00
PCB hole diameter mm	2,00 x 2,80

Single wire (solid) mm ²	4,00
Stranded wire (flexible) mm ²	2,50
Stranded wire (with ferrules) mm ²	1,50

	300 V	500 V
Rated voltage V	300 V	500 V
Rated current A	15 A	32 A (T60)
Cross section max. AWG/mm ²	22-12	4,00
Rated surge voltage	–	3,00 kV
Rated torque/Screw size	–	0,80 Nm/M3
Contamination degree	–	–

Insulating material/Flammability class	PA 6.6 V0 / UL 94 V0
Temperature Range	-30°C / +105°C
Clamping part	CuZn
Clamping cage/Eccentric	–
Contact pin	–
Cage tension spring	–
Wire protection	stainless steel
Soldering lug	–
Contact Spring	–

Order information

Standard colour(s)
(further colours on request, see page 5)

	No. of poles	Cat.-No.		Qty.p.pck.
		green (Ral 6018)	dark grey (Ral 7016)	
	2	10187.1	10187.4	50
	3	10188.1	10188.4	50
	4	10189.1	10189.4	50
	5	10190.1	10190.4	50
	6	10191.1	10191.4	50
	7	10192.1	10192.4	50
	8	10193.1	10193.4	50
	9	10194.1	10194.4	50
	10	10195.1	10195.4	50
	11	10196.1	10196.4	50
	12	10197.1	10197.4	50
	13	13473.1	13473.4	50
	14	13474.1	13474.4	50
	15	13475.1	13475.4	50
	16	13476.1	13476.4	50
	17	13477.1	13477.4	50
	18	13478.1	13478.4	50
	19	13479.1	13479.4	50
	20	13480.1	13480.4	50
	21	13481.1	13481.4	50
	22	13482.1	13482.4	50
	23	13483.1	13483.4	50
	24	13484.1	13484.4	50

Wire-protection

Spacing mm	10,00
Insulation stripping length mm	6,00
PCB hole diameter mm	1,30

Single wire (solid) mm ²	1,50
Stranded wire (flexible) mm ²	1,00
Stranded wire (with ferrules) mm ²	0,75

	300 V	750 V
Rated voltage V	300 V	750 V
Rated current A	15 A	17,50 A (T60)
Cross section max. AWG/mm ²	22-14	1,50
Rated surge voltage	–	3,50 kV
Rated torque/Screw size	–	0,40 Nm/M2,6
Contamination degree	–	–

Insulating material/Flammability class	PA 6.6 V0 / UL 94 V0
Temperature Range	-30°C / +105°C
Clamping part	CuZn
Clamping cage/Eccentric	–
Contact pin	–
Cage tension spring	–
Wire protection	stainless steel
Soldering lug	–
Contact Spring	–

Order information

Standard colour(s)
(further colours on request, see page 5)

	No. of poles	Cat.-No.		Qty.p.pck.
		green (Ral 6018)	dark grey (Ral 7016)	
	2	10187.1	10187.4	50
	3	10188.1	10188.4	50
	4	10189.1	10189.4	50
	5	10190.1	10190.4	50
	6	10191.1	10191.4	50
	7	10192.1	10192.4	50
	8	10193.1	10193.4	50
	9	10194.1	10194.4	50
	10	10195.1	10195.4	50
	11	10196.1	10196.4	50
	12	10197.1	10197.4	50
	13	13473.1	13473.4	50
	14	13474.1	13474.4	50
	15	13475.1	13475.4	50
	16	13476.1	13476.4	50
	17	13477.1	13477.4	50
	18	13478.1	13478.4	50
	19	13479.1	13479.4	50
	20	13480.1	13480.4	50
	21	13481.1	13481.4	50
	22	13482.1	13482.4	50
	23	13483.1	13483.4	50
	24	13484.1	13484.4	50

Page 126 - 129

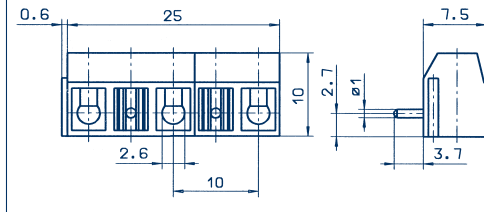

Terminals



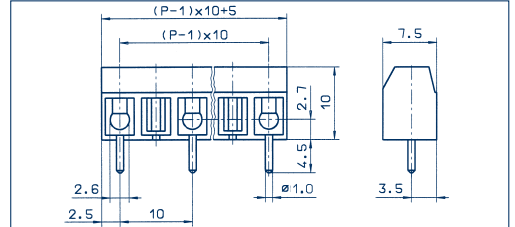

10,00 mm

Drawings

PK 500/... /10,00-H vertical



PK 500/... /10,00-V-BL vertical



Connection principle

Dimensions

Spacing mm	10,00
Insulation stripping length mm	5,00
PCB hole diameter mm	1,30

Connection data

Single wire (solid) mm ²	1,50
Stranded wire (flexible) mm ²	1,00
Stranded wire (with ferrules) mm ²	0,75

Rating

Rated voltage V	300 V	750 V
Rated current A	15 A	17,50 A (T60)
Cross section max. AWG/mm ²	22-14	1,50
Rated surge voltage	–	3,50 kV
Rated torque/Screw size	–	0,40 Nm/M2,6
Contamination degree	–	–

Materials

Insulating material/Flammability class	PA 6.6 V0 / UL 94 V0
Temperature Range	-30°C / +105°C
Clamping part	CuZn
Clamping cage/Eccentric	–
Contact pin	–
Cage tension spring	–
Wire protection	stainless steel
Soldering lug	–
Contact Spring	–

Order information

Standard colour(s)
(further colours on request, see page 5)

Wire-protection

Spacing mm	10,00
Insulation stripping length mm	5,00
PCB hole diameter mm	1,30
Single wire (solid) mm ²	1,50
Stranded wire (flexible) mm ²	1,00
Stranded wire (with ferrules) mm ²	0,75

Rated voltage V	300 V	750 V
Rated current A	15 A	17,50 A (T60)
Cross section max. AWG/mm ²	22-14	1,50
Rated surge voltage	–	3,50 kV
Rated torque/Screw size	–	0,40 Nm/M2,6
Contamination degree	–	–

Insulating material/Flammability class	PA 6.6 V0 / UL 94 V0
Temperature Range	-30°C / +105°C
Clamping part	CuZn
Clamping cage/Eccentric	–
Contact pin	–
Cage tension spring	–
Wire protection	stainless steel
Soldering lug	–
Contact Spring	–

No. of poles

Standard colour(s)
(further colours on request, see page 5)

No. of poles	Cat.-No.		Qty.p.pck.
	● green (Ral 6018)	● dark grey (Ral 7016)	
2	10209.1	10209.4	50
3	10210.1	10210.4	50
4	10211.1	10211.4	50
5	10212.1	10212.4	50
6	10213.1	10213.4	50
7	10214.1	10214.4	50
8	10215.1	10215.4	50
9	10216.1	10216.4	50
10	10217.1	10217.4	50
11	10218.1	10218.4	50
12	10219.1	10219.4	50
13	13485.1	13485.4	50
14	13486.1	13486.4	50
15	13487.1	13487.4	50
16	13488.1	13488.4	50
17	13489.1	13489.4	50
18	13490.1	13490.4	50
19	13491.1	13491.4	50
20	13492.1	13492.4	50
21	13493.1	13493.4	50
22	13494.1	13494.4	50
23	13495.1	13495.4	50
24	13496.1	13496.4	50

Wire-protection

Spacing mm	10,00
Insulation stripping length mm	6,00
PCB hole diameter mm	1,30
Single wire (solid) mm ²	1,50
Stranded wire (flexible) mm ²	1,00
Stranded wire (with ferrules) mm ²	0,75

Rated voltage V	300 V	750 V
Rated current A	15 A	17,50 A (T60)
Cross section max. AWG/mm ²	22-14	1,50
Rated surge voltage	–	3,50 kV
Rated torque/Screw size	–	0,40 Nm/M2,6
Contamination degree	–	–

Insulating material/Flammability class	PA 6.6 V0 / UL 94 V0
Temperature Range	-30°C / +105°C
Clamping part	CuZn
Clamping cage/Eccentric	–
Contact pin	–
Cage tension spring	–
Wire protection	stainless steel
Soldering lug	–
Contact Spring	–

No. of poles

Standard colour(s)
(further colours on request, see page 5)

No. of poles	Cat.-No.		Qty.p.pck.
	● green (Ral 6018)	● dark grey (Ral 7016)	
2	10242.1	10242.4	50
3	10243.1	10243.4	50
4	10244.1	10244.4	50
5	10245.1	10245.4	50
6	10246.1	10246.4	50

Accessories

Marking

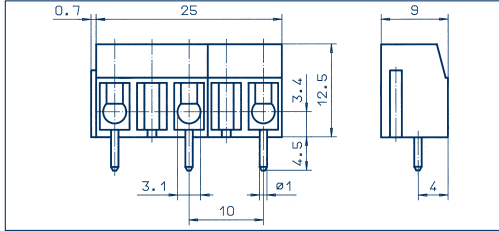

Page 126 - 129

Page 126 - 129

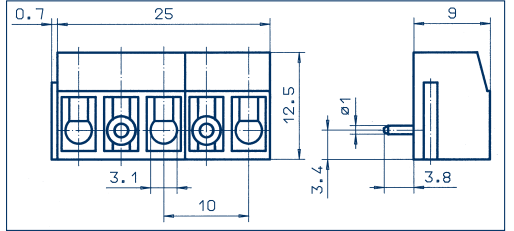

Terminals



PK 100/... /10,00-V vertical



PK 100/... /10,00-H horizontal



Drawings

Connection principle

Dimensions

Spacing mm	10,00
Insulation stripping length mm	7,00
PCB hole diameter mm	1,30

Connection data

Single wire (solid) mm ²	2,50
Stranded wire (flexible) mm ²	1,50
Stranded wire (with ferrules) mm ²	1,50

Rating

	300 V	750 V
Rated voltage V	300 V	750 V
Rated current A	15 A	24 A (T60)
Cross section max. AWG/mm ²	22-14	2,50
Rated surge voltage	–	3,00 kV
Rated torque/Screw size	–	0,50 Nm/M3
Contamination degree	–	–

Materials

Insulating material/Flammability class	PA 6.6 V0 / UL 94 V0
Temperature Range	-30°C / +105°C
Clamping part	CuZn
Clamping cage/Eccentric	–
Contact pin	–
Cage tension spring	–
Wire protection	stainless steel
Soldering lug	–
Contact Spring	–

Order information

Standard colour(s)
(further colours on request, see page 5)

Wire-protection

Spacing mm	10,00
Insulation stripping length mm	7,00
PCB hole diameter mm	1,30

	300 V	750 V
Rated voltage V	300 V	750 V
Rated current A	15 A	24 A (T60)
Cross section max. AWG/mm ²	22-14	2,50
Rated surge voltage	–	3,00 kV
Rated torque/Screw size	–	0,50 Nm/M3
Contamination degree	–	–

Insulating material/Flammability class	PA 6.6 V0 / UL 94 V0
Temperature Range	-30°C / +105°C
Clamping part	CuZn
Clamping cage/Eccentric	–
Contact pin	–
Cage tension spring	–
Wire protection	stainless steel
Soldering lug	–
Contact Spring	–

Order information

No. of poles	Cat.-No.		Qty.p.pck.
	green (Ral 6018)	dark grey (Ral 7016)	
2	10023.1	10023.4	50
3	10024.1	10024.4	50
4	10025.1	10025.4	50
5	10026.1	10026.4	50
6	10027.1	10027.4	50
7	10028.1	10028.4	50
8	10029.1	10029.4	50
9	10030.1	10030.4	50
10	10031.1	10031.4	50
11	10032.1	10032.4	50
12	10033.1	10033.4	50
13	13497.1	13497.4	50
14	13498.1	13498.4	50
15	13499.1	13499.4	50
16	13500.1	13500.4	50
17	13501.1	13501.4	50
18	13502.1	13501.4	50
19	13503.1	13503.4	50
20	13504.1	13504.4	50
21	13505.1	13505.4	50
22	13506.1	13506.4	50
23	13507.1	13507.4	50
24	13508.1	13508.4	50

Wire-protection

Spacing mm	10,00
Insulation stripping length mm	6,00
PCB hole diameter mm	1,30

	300 V	750 V
Rated voltage V	300 V	750 V
Rated current A	15 A	24 A (T60)
Cross section max. AWG/mm ²	22-14	2,50
Rated surge voltage	–	3,50 kV
Rated torque/Screw size	–	0,50 Nm/M3
Contamination degree	–	–

Insulating material/Flammability class	PA 6.6 V0 / UL 94 V0
Temperature Range	-30°C / +105°C
Clamping part	CuZn
Clamping cage/Eccentric	–
Contact pin	–
Cage tension spring	–
Wire protection	stainless steel
Soldering lug	–
Contact Spring	–

Order information

No. of poles	Cat.-No.		Qty.p.pck.
	green (Ral 6018)	dark grey (Ral 7016)	
2	10034.1	10034.4	50
3	10035.1	10035.4	50
4	10036.1	10036.4	50
5	10037.1	10037.4	50
6	10038.1	10038.4	50
7	10039.1	10039.4	50
8	10040.1	10040.4	50
9	10041.1	10041.4	50
10	10042.1	10042.4	50
11	10043.1	10043.4	50
12	10044.1	10044.4	50
13	13509.1	13509.4	50
14	13510.1	13510.4	50
15	13511.1	13511.4	50
16	13512.1	13512.4	50
17	13513.1	13513.4	50
18	13514.1	13514.4	50
19	13515.1	13515.4	50
20	13516.1	13516.4	50
21	13517.1	13517.4	50
22	13518.1	13518.4	50
23	13519.1	13519.4	50
24	13520.1	13520.4	50

Accessories

Marking

Page 126 - 129

Page 126 - 129

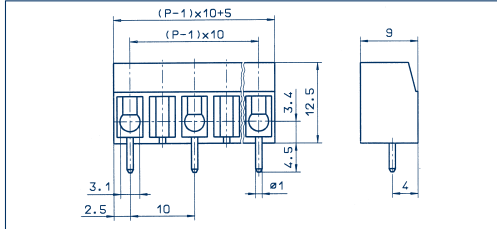

Terminals



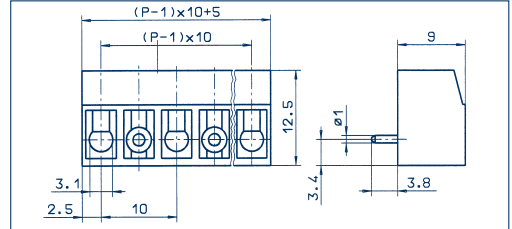

10,00 mm

Drawings

PK 100/... /10,00-V-BL vertical



PK 100/... /10,00-H-BL horizontal



Connection principle

Dimensions

Spacing mm	10,00
Insulation stripping length mm	7,00
PCB hole diameter mm	1,30

Connection data

Single wire (solid) mm ²	2,50
Stranded wire (flexible) mm ²	1,50
Stranded wire (with ferrules) mm ²	1,50

Rating

Rated voltage V	300 V	750 V
Rated current A	15 A	24 A (T60)
Cross section max. AWG/mm ²	22-14	2,50
Rated surge voltage	–	3,00 kV
Rated torque/Screw size	–	0,50 Nm/M3
Contamination degree	–	–

Materials

Insulating material/Flammability class	PA 6.6 V0 / UL 94 V0
Temperature Range	-30°C / +105°C
Clamping part	CuZn
Clamping cage/Eccentric	–
Contact pin	–
Cage tension spring	–
Wire protection	stainless steel
Soldering lug	–
Contact Spring	–

Order information

Standard colour(s)
(further colours on request, see page 5)

Wire-protection

Spacing mm	10,00
Insulation stripping length mm	7,00
PCB hole diameter mm	1,30
Single wire (solid) mm ²	2,50
Stranded wire (flexible) mm ²	1,50
Stranded wire (with ferrules) mm ²	1,50

Rated voltage V	300 V	750 V
Rated current A	15 A	24 A (T60)
Cross section max. AWG/mm ²	22-14	2,50
Rated surge voltage	–	3,00 kV
Rated torque/Screw size	–	0,50 Nm/M3
Contamination degree	–	–

Insulating material/Flammability class	PA 6.6 V0 / UL 94 V0
Temperature Range	-30°C / +105°C
Clamping part	CuZn
Clamping cage/Eccentric	–
Contact pin	–
Cage tension spring	–
Wire protection	stainless steel
Soldering lug	–
Contact Spring	–

Order information

Standard colour(s)
(further colours on request, see page 5)

No. of poles	Cat.-No.		Qty.p.pck.
	● green (Ral 6018)	● dark grey (Ral 7016)	
2	10067.1	10067.4	50
3	10068.1	10068.4	50
4	10069.1	10069.4	50
5	10070.1	10070.4	50
6	10071.1	10071.4	50

Wire-protection

Spacing mm	10,00
Insulation stripping length mm	6,00
PCB hole diameter mm	1,30
Single wire (solid) mm ²	2,50
Stranded wire (flexible) mm ²	1,50
Stranded wire (with ferrules) mm ²	1,50

Rated voltage V	300 V	750 V
Rated current A	15 A	24 A (T60)
Cross section max. AWG/mm ²	22-14	2,50
Rated surge voltage	–	3,50 kV
Rated torque/Screw size	–	0,50 Nm/M3
Contamination degree	–	–

Insulating material/Flammability class	PA 6.6 V0 / UL 94 V0
Temperature Range	-30°C / +105°C
Clamping part	CuZn
Clamping cage/Eccentric	–
Contact pin	–
Cage tension spring	–
Wire protection	stainless steel
Soldering lug	–
Contact Spring	–

Order information

Standard colour(s)
(further colours on request, see page 5)

No. of poles	Cat.-No.		Qty.p.pck.
	● green (Ral 6018)	● dark grey (Ral 7016)	
2	10072.1	10072.4	50
3	10073.1	10073.4	50
4	10074.1	10074.4	50
5	10075.1	10075.4	50
6	10076.1	10076.4	50


Accessories

Marking

Page 126 - 129


Page 126 - 129

Terminals




10,16 mm

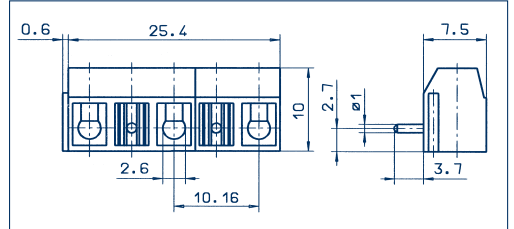
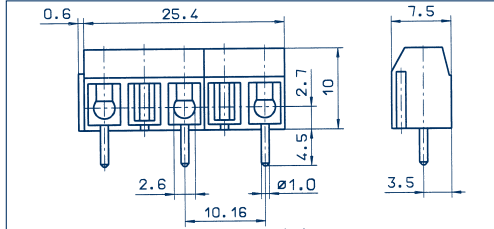
PK 500/... /10,16-V vertical



PK 500/... /10,16-H horizontal



Drawings



Connection principle

Dimensions

Spacing mm	10,16
Insulation stripping length mm	6,00
PCB hole diameter mm	1,30

Connection data

Single wire (solid) mm ²	1,50
Stranded wire (flexible) mm ²	1,00
Stranded wire (with ferrules) mm ²	0,75

Rating

	300 V	750 V
Rated voltage V	300 V	750 V
Rated current A	15 A	17,50 A (T60)
Cross section max. AWG/mm ²	22-14	1,50
Rated surge voltage	–	3,50 kV
Rated torque/Screw size	–	0,40 Nm/M2,6
Contamination degree	–	–

Materials

Insulating material/Flammability class	PA 6.6 V0 / UL 94 V0
Temperature Range	-30°C / +105°C
Clamping part	CuZn
Clamping cage/Eccentric	–
Contact pin	–
Cage tension spring	–
Wire protection	stainless steel
Soldering lug	–
Contact Spring	–

Order information

Standard colour(s)
(further colours on request, see page 5)

Wire-protection

Spacing mm	10,16
Insulation stripping length mm	6,00
PCB hole diameter mm	1,30



	300 V	750 V
Rated voltage V	300 V	750 V
Rated current A	15 A	17,50 A (T60)
Cross section max. AWG/mm ²	22-14	1,50
Rated surge voltage	–	3,50 kV
Rated torque/Screw size	–	0,40 Nm/M2,6
Contamination degree	–	–

Materials

Insulating material/Flammability class	PA 6.6 V0 / UL 94 V0
Temperature Range	-30°C / +105°C
Clamping part	CuZn
Clamping cage/Eccentric	–
Contact pin	–
Cage tension spring	–
Wire protection	stainless steel
Soldering lug	–
Contact Spring	–

Order information

No. of poles **Cat.-No.** **Qty.p.pck.**

	No. of poles	Cat.-No.		Qty.p.pck.
		● green (Ral 6018)	● dark grey (Ral 7016)	
	2	10198.1	10198.4	50
	3	10199.1	10199.4	50
	4	10200.1	10200.4	50
	5	10201.1	10201.4	50
	6	10202.1	10202.4	50
	7	10203.1	10203.4	50
	8	10204.1	10204.4	50
	9	10205.1	10205.4	50
	10	10206.1	10206.4	50
	11	10207.1	10207.4	50
	12	10208.1	10208.4	50
	13	13521.1	13521.4	50
	14	13522.1	13522.4	50
	15	13523.1	13523.4	50
	16	13524.1	13524.4	50
	17	13525.1	13525.4	50
	18	13526.1	13526.4	50
	19	13527.1	13527.4	50
	20	13528.1	13528.4	50
	21	13529.1	13529.4	50
	22	13530.1	13530.4	50
	23	13531.1	13531.4	50
	24	13532.1	13532.4	50

Wire-protection

Spacing mm	10,16
Insulation stripping length mm	5,00
PCB hole diameter mm	1,30



	300 V	750 V
Rated voltage V	300 V	750 V
Rated current A	15 A	17,50 A (T60)
Cross section max. AWG/mm ²	22-14	1,50
Rated surge voltage	–	3,50 kV
Rated torque/Screw size	–	0,40 Nm/M2,6
Contamination degree	–	–

Materials

Insulating material/Flammability class	PA 6.6 V0 / UL 94 V0
Temperature Range	-30°C / +105°C
Clamping part	CuZn
Clamping cage/Eccentric	–
Contact pin	–
Cage tension spring	–
Wire protection	stainless steel
Soldering lug	–
Contact Spring	–

Order information

No. of poles **Cat.-No.** **Qty.p.pck.**

	No. of poles	Cat.-No.		Qty.p.pck.
		● green (Ral 6018)	● dark grey (Ral 7016)	
	2	10220.1	10220.4	50
	3	10221.1	10221.4	50
	4	10222.1	10222.4	50
	5	10223.1	10223.4	50
	6	10224.1	10224.4	50
	7	10225.1	10225.4	50
	8	10226.1	10226.4	50
	9	10227.1	10227.4	50
	10	10228.1	10228.4	50
	11	10229.1	10229.4	50
	12	10230.1	10230.4	50
	13	13533.1	13533.4	50
	14	13534.1	13534.4	50
	15	13535.1	13535.4	50
	16	13536.1	13536.4	50
	17	13537.1	13537.4	50
	18	13538.1	13538.4	50
	19	13539.1	13539.4	50
	20	13540.1	13540.4	50
	21	13541.1	13541.4	50
	22	13542.1	13542.4	50
	23	13543.1	13543.4	50
	24	13544.1	13544.4	50


Accessories

Marking

Page 126 - 129

Page 126 - 129

Terminals

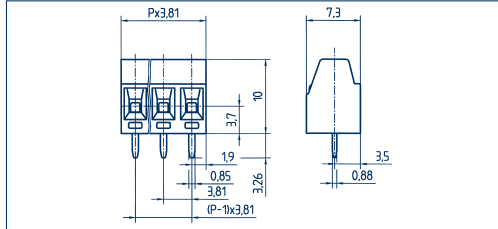



3,81 mm

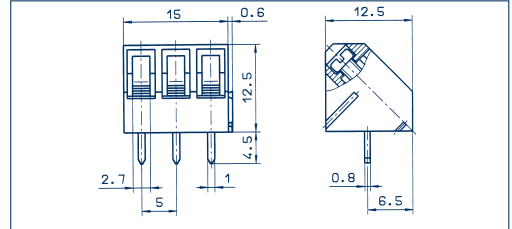

5,00 mm

Drawings

PKZ 602/... /3,81-V vertical



PK 300/... /5,00



Connection principle

Dimensions

Spacing mm	3,81
Insulation stripping length mm	5,00
PCB hole diameter mm	1,10

Connection data

Single wire (solid) mm ²	1,50
Stranded wire (flexible) mm ²	1,00
Stranded wire (with ferrules) mm ²	0,50

Rating

Rated voltage V	300 V	130 V
Rated current A	10 A	13,5 A (T60)
Cross section max. AWG/mm ²	30-16	1,00
Rated surge voltage	–	1,25 kV
Rated torque/Screw size	–	0,40 Nm/M2
Contamination degree	–	–

Materials

Insulating material/Flammability class	PA 6.6 V0 / UL 94 V0
Temperature Range	-30°C / +105°C
Clamping part	CuZn
Clamping cage/Eccentric	–
Contact pin	–
Cage tension spring	–
Wire protection	–
Soldering lug	Cu
Contact Spring	–

Order information

Standard colour(s)
(further colours on request, see page 5)

Strain-relief-clamp

Spacing mm	3,81
Insulation stripping length mm	5,00
PCB hole diameter mm	1,10
Single wire (solid) mm ²	1,50
Stranded wire (flexible) mm ²	1,00
Stranded wire (with ferrules) mm ²	0,50

Rated voltage V	300 V	130 V
Rated current A	10 A	13,5 A (T60)
Cross section max. AWG/mm ²	30-16	1,00
Rated surge voltage	–	1,25 kV
Rated torque/Screw size	–	0,40 Nm/M2
Contamination degree	–	–

Insulating material/Flammability class	PA 6.6 V0 / UL 94 V0
Temperature Range	-30°C / +105°C
Clamping part	CuZn
Clamping cage/Eccentric	–
Contact pin	–
Cage tension spring	–
Wire protection	–
Soldering lug	Cu
Contact Spring	–

Order information

No. of poles Cat.-No. Qty.p.pck.

	●		
	green		
	(Ral 6018)		
2	12878.1	50	
3	12879.1	50	
4	12880.1	50	
5	12881.1	50	
6	12882.1	50	
7	12883.1	50	
8	12884.1	50	
9	12885.1	50	
10	12886.1	50	
11	12887.1	50	
12	12888.1	50	
13	12889.1	50	
14	12890.1	50	
15	12891.1	50	
16	12892.1	50	

Strain-relief-clamp

Spacing mm	5,00
Insulation stripping length mm	7,00
PCB hole diameter mm	1,30
Single wire (solid) mm ²	2,50
Stranded wire (flexible) mm ²	1,50
Stranded wire (with ferrules) mm ²	1,50

Rated voltage V	300 V	250 V
Rated current A	15 A	24 A (T60)
Cross section max. AWG/mm ²	22-12	2,50
Rated surge voltage	–	2,00 kV
Rated torque/Screw size	–	0,50 Nm/M2,6
Contamination degree	–	–

Insulating material/Flammability class	PA 6.6 V0 / UL 94 V0
Temperature Range	-30°C / +105°C
Clamping part	CuZn
Clamping cage/Eccentric	–
Contact pin	–
Cage tension spring	–
Wire protection	–
Soldering lug	Cu
Contact Spring	–

Order information

No. of poles Cat.-No. Qty.p.pck.

	●	●	
	green	dark grey	
	(Ral 6018)	(Ral 7016)	
2	10313.1	10313.4	50
3	10314.1	10314.4	50
4	10315.1	10315.4	50
5	10316.1	10316.4	50
6	10317.1	10317.4	50
7	10318.1	10318.4	50
8	10319.1	10319.4	50
9	10320.1	10320.4	50
10	10321.1	10321.4	50
11	10322.1	10322.4	50
12	10323.1	10323.4	50
13	12553.1	12553.4	50
14	12554.1	12554.4	50
15	12555.1	12555.4	50
16	12556.1	12556.4	50
17	12557.1	12557.4	50
18	12558.1	12558.4	50
19	12559.1	12559.4	50
20	12560.1	12560.4	50
21	12561.1	12561.4	50
22	12562.1	12562.4	50
23	12563.1	12563.4	50
24	12564.1	12564.4	50

Accessories

Marking


Page 126 - 129

Page 126 - 129


Terminals



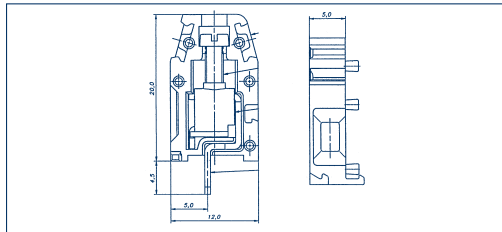
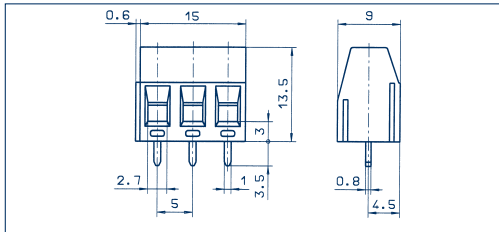
PK 350/... /5,00-V vertical



PK 2,5/... /5,00 vertical



Drawings



Connection principle

Dimensions

Spacing mm	5,00
Insulation stripping length mm	6,00
PCB hole diameter mm	1,30

Connection data

Single wire (solid) mm ²	2,50
Stranded wire (flexible) mm ²	1,50
Stranded wire (with ferrules) mm ²	1,50

Rating

Rated voltage V	300 V
Rated current A	16 A
Cross section max. AWG/mm ²	28-12
Rated surge voltage	—
Rated torque/Screw size	—
Contamination degree	—

Materials

Insulating material/Flammability class	PA 6.6 V0 / UL 94 V0
Temperature Range	-30°C / +105°C
Clamping part	CuZn
Clamping cage/Eccentric	—
Contact pin	—
Cage tension spring	—
Wire protection	—
Soldering lug	Cu
Contact Spring	—

Order information

Standard colour(s)
(further colours on request, see page 5)

Strain-relief-clamp

UL	300 V
VDE	250 V
UL	16 A
UL	28-12
UL	—
UL	—
UL	—



UL	250 V
UL	24 A (T60)
UL	2,50
UL	2,00 kV
UL	0,50 Nm/M3
UL	—

Insulating material/Flammability class	PA 6.6 V0 / UL 94 V0
Temperature Range	-30°C / +105°C
Clamping part	CuZn
Clamping cage/Eccentric	—
Contact pin	—
Cage tension spring	—
Wire protection	—
Soldering lug	Cu
Contact Spring	—

Order information

No. of poles Cat.-No. Qty.p.pck.

	●		
	●	green	
		(Ral 6018)	
		10357.1	50
	2	10358.1	50
	3	10359.1	50
	4	10360.1	50
	5	10361.1	50
	6	10362.1	50
	7	10363.1	50
	8	10364.1	50
	9	10365.1	50
	10	10366.1	50
	11	10367.1	50
	12	12349.1	50
	13	12350.1	50
	14	12351.1	50
	15	12352.1	50
	16	12353.1	50
	17	12354.1	50
	18	12355.1	50
	19	12356.1	50
	20	12357.1	50
	21	12358.1	50
	22	12359.1	50
	23	12360.1	50
	24		

Accessories

Marking

Page 126 - 129

Strain-relief-clamp

UL	300 V
VDE	250 V
UL	15 A
UL	22-14
UL	—
UL	—
UL	—



UL	250 V
UL	15 A
UL	22-14
UL	—
UL	—
UL	—

Insulating material/Flammability class	PA 6.6 V2 / UL 94 V2
Temperature Range	-30°C / +105°C
Clamping part	St4
Clamping cage/Eccentric	—
Contact pin	—
Cage tension spring	—
Wire protection	—
Soldering lug	Cu
Contact Spring	—

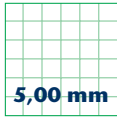
Order information

No. of poles Cat.-No. Qty.p.pck.

	●		
	●	green	
	●	orange	
		(Ral 6018)	
		(Ral 2011)	
		5002.1	5002.3
	2	5003.1	5003.3
	3	5004.1	5004.3
	4	5005.1	5005.3
	5	5006.1	5006.3
	6	5007.1	5007.3
	7	5008.1	5008.3
	8	5009.1	5009.3
	9	5010.1	5010.3
	10	5011.1	5011.3
	11	5012.1	5012.3
	12	5013.1	5013.3
	13	5014.1	5014.3
	14	5015.1	5015.3
	15	5016.1	5016.3
	16	5017.1	5017.3
	17	5018.1	5018.3
	18	5019.1	5019.3
	19	5020.1	5020.3
	20	5021.1	5021.3
	21	5022.1	5022.3
	22	5023.1	5023.3
	23	5024.1	5024.3
	24		

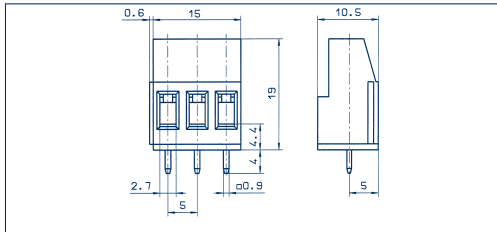

Page 126 - 129

Terminals

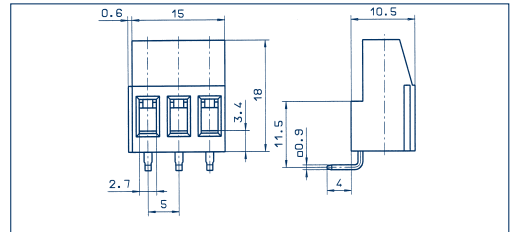



5,00 mm

PK 700/... /5,00-V vertical



PK 700/... /5,00-H horizontal



Drawings

Connection principle

Dimensions

Spacing mm	5,00
Insulation stripping length mm	8,00
PCB hole diameter mm	1,30

Connection data

Single wire (solid) mm ²	4,00
Stranded wire (flexible) mm ²	2,50
Stranded wire (with ferrules) mm ²	2,50

Rating

Rated voltage V	300 V	250 V
Rated current A	20 A	24 A (T60)
Cross section max. AWG/mm ²	30-12	2,50
Rated surge voltage	–	2,00 kV
Rated torque/Screw size	–	0,50 Nm/M3
Contamination degree	–	–

Materials

Insulating material/Flammability class	PA 6.6 V0 / UL 94 V0
Temperature Range	-30°C / +105°C
Clamping part	CuZn
Clamping cage/Eccentric	–
Contact pin	–
Cage tension spring	–
Wire protection	–
Soldering lug	Cu
Contact Spring	–

Order information

Standard colour(s)
(further colours on request, see page 5)

Strain-relief-clamp

Spacing mm	5,00
Insulation stripping length mm	8,00
PCB hole diameter mm	1,30
Single wire (solid) mm ²	4,00
Stranded wire (flexible) mm ²	2,50
Stranded wire (with ferrules) mm ²	2,50

Rated voltage V	300 V	250 V
Rated current A	20 A	24 A (T60)
Cross section max. AWG/mm ²	30-12	2,50
Rated surge voltage	–	2,00 kV
Rated torque/Screw size	–	0,50 Nm/M3
Contamination degree	–	–

Insulating material/Flammability class	PA 6.6 V0 / UL 94 V0
Temperature Range	-30°C / +105°C
Clamping part	CuZn
Clamping cage/Eccentric	–
Contact pin	–
Cage tension spring	–
Wire protection	–
Soldering lug	Cu
Contact Spring	–

Order information

No. of poles Cat.-No. Qty.p.pck.

	No. of poles	Cat.-No.		Qty.p.pck.
		● green (Ral 6018)	● dark grey (Ral 7016)	
	2	10423.1	10423.4	50
	3	10424.1	10424.4	50
	4	10425.1	10425.4	50
	5	10426.1	10426.4	50
	6	10427.1	10427.4	50
	7	10428.1	10428.4	50
	8	10429.1	10429.4	50
	9	10430.1	10430.4	50
	10	10431.1	10431.4	50
	11	10432.1	10432.4	50
	12	10433.1	10433.4	50
	13	12609.1	12609.4	50
	14	12610.1	12610.4	50
	15	12611.1	12611.4	50
	16	12612.1	12612.4	50
	17	12613.1	12613.4	50
	18	12614.1	12614.4	50
	19	12615.1	12615.4	50
	20	12616.1	12616.4	50
	21	12617.1	12617.4	50
	22	12618.1	12618.4	50
	23	12619.1	12619.4	50
	24	12620.1	12620.4	50

Strain-relief-clamp

Spacing mm	5,00
Insulation stripping length mm	8,00
PCB hole diameter mm	1,30
Single wire (solid) mm ²	4,00
Stranded wire (flexible) mm ²	2,50
Stranded wire (with ferrules) mm ²	2,50

Rated voltage V	300 V	250 V
Rated current A	15 A	24 A (T60)
Cross section max. AWG/mm ²	22-14	2,50
Rated surge voltage	–	2,00 kV
Rated torque/Screw size	–	0,50 Nm/M3
Contamination degree	–	–

Insulating material/Flammability class	PA 6.6 V0 / UL 94 V0
Temperature Range	-30°C / +105°C
Clamping part	CuZn
Clamping cage/Eccentric	–
Contact pin	–
Cage tension spring	–
Wire protection	–
Soldering lug	Cu
Contact Spring	–

Order information

No. of poles Cat.-No. Qty.p.pck.

	No. of poles	Cat.-No.		Qty.p.pck.
		● green (Ral 6018)	● dark grey (Ral 7016)	
	2	10445.1	10445.4	50
	3	10446.1	10446.4	50
	4	10447.1	10447.4	50
	5	10448.1	10448.4	50
	6	10449.1	10449.4	50
	7	10450.1	10450.4	50
	8	10451.1	10451.4	50
	9	10452.1	10452.4	50
	10	10453.1	10453.4	50
	11	10454.1	10454.4	50
	12	10455.1	10455.4	50
	13	12633.1	12633.4	50
	14	12634.1	12634.4	50
	15	12635.1	12635.4	50
	16	12636.1	12636.4	50
	17	12637.1	12637.4	50
	18	12638.1	12638.4	50
	19	12639.1	12639.4	50
	20	12640.1	12640.4	50
	21	12641.1	12641.4	50
	22	12642.1	12642.4	50
	23	12643.1	12643.4	50
	24	12644.1	12644.4	50

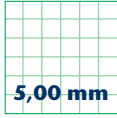
Accessories

Marking

Page 126 - 129

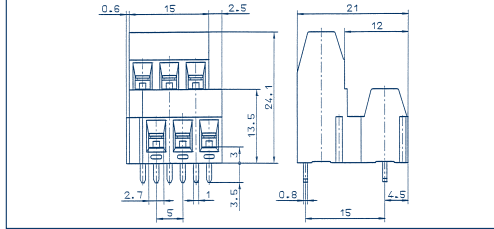

Page 126 - 129

Terminals

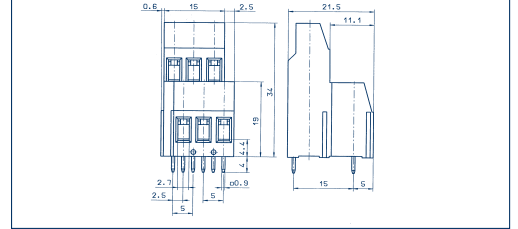



5,00 mm

PKD 370/... /5,00-V vertical



PKD 750/... /5,00-V vertical



Drawings

Connection principle

Dimensions

Spacing mm	5,00
Insulation stripping length mm	6,00
PCB hole diameter mm	1,30

Connection data

Single wire (solid) mm ²	2,50
Stranded wire (flexible) mm ²	1,50
Stranded wire (with ferrules) mm ²	1,50

Rating

	300 V	250 V
Rated voltage V	300 V	250 V
Rated current A	16 A	24 A (T60)
Cross section max. AWG/mm ²	22-12	2,50
Rated surge voltage	–	2,00 kV
Rated torque/Screw size	–	0,50 Nm/M3
Contamination degree	–	–

Materials

Insulating material/Flammability class	PA 6.6 V0 / UL 94 V0
Temperature Range	-30°C / +105°C
Clamping part	CuZn
Clamping cage/Eccentric	–
Contact pin	–
Cage tension spring	–
Wire protection	–
Soldering lug	Cu
Contact Spring	–

Order information

Standard colour(s)
(further colours on request, see page 5)

	No. of poles	Cat.-No.		Qty.p.pck.
		green (Ral 6018)	dark grey (Ral 7016)	
	2	10412.1	10412.4	50
	3	10413.1	10413.4	50
	4	10414.1	10414.4	50
	5	10415.1	10415.4	50
	6	10416.1	10416.4	50
	7	10417.1	10417.4	50
	8	10418.1	10418.4	50
	9	10419.1	10419.4	50
	10	10420.1	10420.4	50
	11	10421.1	10421.4	50
	12	10422.1	10422.4	50
	13	12589.1	12589.4	50
	14	12590.1	12590.4	50
	15	12591.1	12591.4	50
	16	12592.1	12592.4	50
	17	12593.1	12593.4	50
	18	12594.1	12594.4	50
	19	12595.1	12595.4	50
	20	12596.1	12596.4	50
	21	12597.1	12597.4	50
	22	12598.1	12598.4	50
	23	12599.1	12599.4	50
	24	12600.1	12600.4	50

1 pole = 2 electrical connectors

Accessories

Marking

Page 126 - 129

Strain-relief-clamp

Spacing mm	5,00
Insulation stripping length mm	6,00
PCB hole diameter mm	1,30

	300 V	250 V
Rated voltage V	300 V	250 V
Rated current A	16 A	24 A (T60)
Cross section max. AWG/mm ²	22-12	2,50
Rated surge voltage	–	2,00 kV
Rated torque/Screw size	–	0,50 Nm/M3
Contamination degree	–	–

Insulating material/Flammability class	PA 6.6 V0 / UL 94 V0
Temperature Range	-30°C / +105°C
Clamping part	CuZn
Clamping cage/Eccentric	–
Contact pin	–
Cage tension spring	–
Wire protection	–
Soldering lug	Cu
Contact Spring	–

Order information

Standard colour(s)
(further colours on request, see page 5)

	No. of poles	Cat.-No.		Qty.p.pck.
		green (Ral 6018)	dark grey (Ral 7016)	
	2	10412.1	10412.4	50
	3	10413.1	10413.4	50
	4	10414.1	10414.4	50
	5	10415.1	10415.4	50
	6	10416.1	10416.4	50
	7	10417.1	10417.4	50
	8	10418.1	10418.4	50
	9	10419.1	10419.4	50
	10	10420.1	10420.4	50
	11	10421.1	10421.4	50
	12	10422.1	10422.4	50
	13	12589.1	12589.4	50
	14	12590.1	12590.4	50
	15	12591.1	12591.4	50
	16	12592.1	12592.4	50
	17	12593.1	12593.4	50
	18	12594.1	12594.4	50
	19	12595.1	12595.4	50
	20	12596.1	12596.4	50
	21	12597.1	12597.4	50
	22	12598.1	12598.4	50
	23	12599.1	12599.4	50
	24	12600.1	12600.4	50

1 pole = 2 electrical connectors

Accessories

Marking

Page 126 - 129

Strain-relief-clamp

Spacing mm	5,00
Insulation stripping length mm	8,00
PCB hole diameter mm	1,30

	300 V	250 V
Rated voltage V	300 V	250 V
Rated current A	20 A	24 A (T60)
Cross section max. AWG/mm ²	30-12	2,50
Rated surge voltage	–	2,00 kV
Rated torque/Screw size	–	0,50 Nm/M3
Contamination degree	–	–

Insulating material/Flammability class	PA 6.6 V0 / UL 94 V0
Temperature Range	-30°C / +105°C
Clamping part	CuZn
Clamping cage/Eccentric	–
Contact pin	–
Cage tension spring	–
Wire protection	–
Soldering lug	Cu
Contact Spring	–

Order information

Standard colour(s)
(further colours on request, see page 5)

	No. of poles	Cat.-No.		Qty.p.pck.
		green (Ral 6018)	dark grey (Ral 7016)	
	2	10489.1	10489.4	50
	3	10490.1	10490.4	50
	4	10491.1	10491.4	50
	5	10492.1	10492.4	50
	6	10493.1	10493.4	50
	7	10494.1	10494.4	50
	8	10495.1	10495.4	50
	9	10496.1	10496.4	50
	10	10497.1	10497.4	50
	11	10498.1	10498.4	50
	12	10499.1	10499.4	50
	13	12681.1	12681.4	50
	14	12682.1	12682.4	50
	15	12683.1	12683.4	50
	16	12684.1	12684.4	50
	17	12685.1	12685.4	50
	18	12686.1	12686.4	50
	19	12687.1	12687.4	50
	20	12688.1	12688.4	50
	21	12689.1	12689.4	50
	22	12690.1	12690.4	50
	23	12691.1	12691.4	50
	24	12692.1	12692.4	50

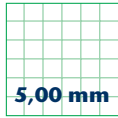
1 pole = 2 electrical connectors

Accessories

Marking

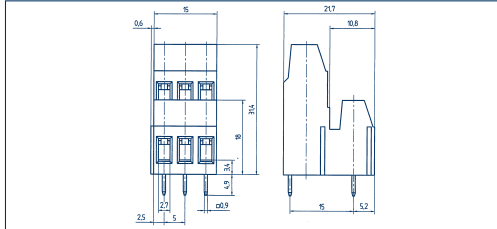

Page 126 - 129

Terminals

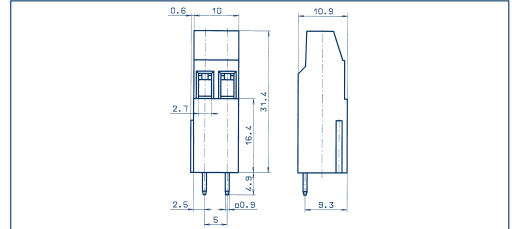



5,00 mm

PKD 790/... /5,00-V vertical



PKH 793/... /5,00-V vertical



Drawings

Connection principle

Dimensions

Spacing mm	5,00
Insulation stripping length mm	8,00
PCB hole diameter mm	1,30

Connection data

Single wire (solid) mm ²	4,00
Stranded wire (flexible) mm ²	2,50
Stranded wire (with ferrules) mm ²	2,50

Rating

Rated voltage V	300 V	250 V
Rated current A	20 A	24 A (T60)
Cross section max. AWG/mm ²	30-12	2,50
Rated surge voltage	—	2,00 kV
Rated torque/Screw size	—	0,50 Nm/M3
Contamination degree	—	—

Materials

Insulating material/Flammability class	PA 6.6 V0 / UL 94 V0
Temperature Range	-30°C / +105°C
Clamping part	CuZn
Clamping cage/Eccentric	—
Contact pin	—
Cage tension spring	—
Wire protection	—
Soldering lug	Cu
Contact Spring	—

Order information

Standard colour(s)
(further colours on request, see page 5)

Strain-relief-clamp

Spacing mm	5,00
Insulation stripping length mm	8,00
PCB hole diameter mm	1,30
Single wire (solid) mm ²	4,00
Stranded wire (flexible) mm ²	2,50
Stranded wire (with ferrules) mm ²	2,50

Rated voltage V	300 V	250 V
Rated current A	20 A	24 A (T60)
Cross section max. AWG/mm ²	30-12	2,50
Rated surge voltage	—	2,00 kV
Rated torque/Screw size	—	0,50 Nm/M3
Contamination degree	—	—

Insulating material/Flammability class	PA 6.6 V0 / UL 94 V0
Temperature Range	-30°C / +105°C
Clamping part	CuZn
Clamping cage/Eccentric	—
Contact pin	—
Cage tension spring	—
Wire protection	—
Soldering lug	Cu
Contact Spring	—

No. of poles	Cat.-No.		Qty.p.pck.
	● green	● dark grey	
	(Ral 6018)	(Ral 7016)	

No. of poles	Cat.-No.		Qty.p.pck.
2	10511.1	10511.4	50
3	13163.1	13163.4	
4	10512.1	10512.4	50
5	13164.1	13164.4	
6	10513.1	10513.4	50
7	13165.1	13165.4	
8	10514.1	10514.4	50
9	13166.1	13166.4	
10	10515.1	10515.4	50
11	13167.1	13167.4	
12	10516.1	10516.4	50
13	13168.1	13168.4	
14	12701.1	12701.4	50
15	13169.1	13169.4	
16	12702.1	12702.4	50
17	13170.1	13170.4	
18	12703.1	12703.4	50
19	13171.1	13171.4	
20	12704.1	12704.4	50
21	13172.1	13172.4	
22	12705.1	12705.4	50
23	13173.1	13173.4	
24	12706.1	12706.4	50

1 pole = 2 electrical connectors

Strain-relief-clamp

Spacing mm	5,00
Insulation stripping length mm	8,00
PCB hole diameter mm	1,30
Single wire (solid) mm ²	4,00
Stranded wire (flexible) mm ²	2,50
Stranded wire (with ferrules) mm ²	2,50

Rated voltage V	300 V	250 V
Rated current A	20 A	24 A (T60)
Cross section max. AWG/mm ²	30-12	2,50
Rated surge voltage	—	2,00 kV
Rated torque/Screw size	—	0,50 Nm/M3
Contamination degree	—	—

Insulating material/Flammability class	PA 6.6 V0 / UL 94 V0
Temperature Range	-30°C / +105°C
Clamping part	CuZn
Clamping cage/Eccentric	—
Contact pin	—
Cage tension spring	—
Wire protection	—
Soldering lug	Cu
Contact Spring	—

No. of poles	Cat.-No.		Qty.p.pck.
	● green	● dark grey	
	(Ral 6018)	(Ral 7016)	

No. of poles	Cat.-No.		Qty.p.pck.
2	10517.1	10517.4	50
3	—	—	
4	10518.1	10518.4	50
5	—	—	
6	10519.1	10519.4	50
7	—	—	
8	10520.1	10520.4	50
9	—	—	
10	10521.1	10521.4	50
11	—	—	
12	10522.1	10522.4	50
13	—	—	
14	12708.1	12708.4	50
15	—	—	
16	12709.1	12709.4	50
17	—	—	
18	12710.1	12710.4	50
19	—	—	
20	12711.1	12711.4	50
21	—	—	
22	12712.1	12712.4	50
23	—	—	
24	12713.1	12713.4	50

1 pole = 2 electrical connectors

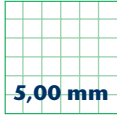
Accessories

Marking

Page 126 - 129


Page 126 - 129

Terminals




5,00 mm

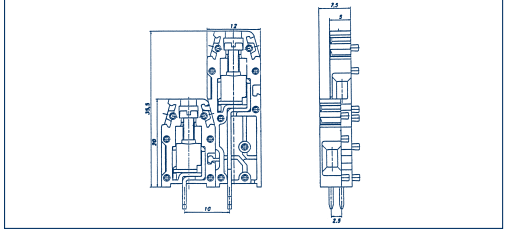
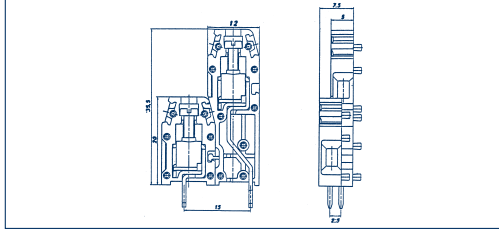
PKDL 2,5/... /5,00 vertical



PKDR 2,5/... /5,00 vertical



Drawings



Connection principle

Dimensions

Spacing mm	5,00
Insulation stripping length mm	7,00
PCB hole diameter mm	1,30

Connection data

Single wire (solid) mm ²	4,00
Stranded wire (flexible) mm ²	2,50
Stranded wire (with ferrules) mm ²	–

Rating

	UL	CSA	VDE	UL	CSA	VDE
Rated voltage V	250 V	300 V	760 V	250 V	300 V	760 V
Rated current A	15 A	15 A	13 A	15 A	15 A	13 A
Cross section max. AWG/mm ²	22-14	22-14	2,50	22-14	22-14	2,50
Rated surge voltage	–	–	4,00 kV	–	–	4,00 kV
Rated torque/Screw size	–	–	0,60 Nm/M2,5	–	–	0,60 Nm/M2,5
Contamination degree	–	–	–	–	–	–

Materials

Insulating material/Flammability class	PA 6.6 V2 / UL 94 V2	PA 6.6 V2 / UL 94 V2
Temperature Range	-30°C / +105°C	-30°C / +105°C
Clamping part	–	–
Clamping cage/Eccentric	–	–
Contact pin	–	–
Cage tension spring	–	–
Wire protection	–	–
Soldering lug	Cu	Cu
Contact Spring	–	–

Order information

	No. of poles	Cat.-No.	Qty.p.pck.	No. of poles	Cat.-No.	Qty.p.pck.
Standard colour(s)		● green (Ral 6018)			● orange (Ral 2011)	
(further colours on request, see page 5)						
	2	–		2	–	
	3	–		3	–	
	4	5204.1	50	4	5204.3	50
	5	–		5	–	
	6	5206.1	50	6	5206.3	50
	7	–		7	–	
	8	5208.1	50	8	5208.3	50
	9	–		9	–	
	10	5210.1	50	10	5210.3	50
	11	–		11	–	
	12	5212.1	50	12	5212.3	50
	13	–		13	–	
	14	5214.1	50	14	5214.3	50
	15	–		15	–	
	16	5216.1	50	16	5216.3	50
	17	–		17	–	
	18	5218.1	50	18	5218.3	50
	19	–		19	–	
	20	5220.1	50	20	5220.3	50
	21	–		21	–	
	22	5222.1	50	22	5222.3	50
	23	–		23	–	
	24	5224.1	50	24	5224.3	50

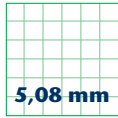
Accessories

Marking

Page 126 - 129

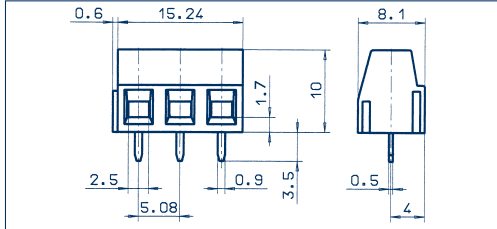

Page 126 - 129

Terminals

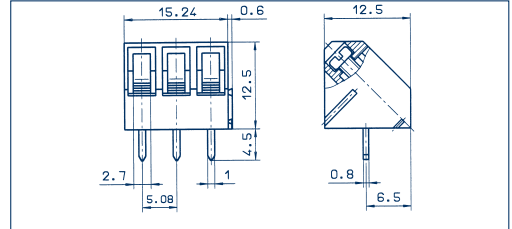



5,08 mm

PK 250/... /5,08-V vertical



PK 300/... /5,08



Drawings

Connection principle

Dimensions

Spacing mm	5,08
Insulation stripping length mm	6,00
PCB hole diameter mm	1,30

Connection data

Single wire (solid) mm ²	1,50
Stranded wire (flexible) mm ²	1,50
Stranded wire (with ferrules) mm ²	1,50

Rating

Rated voltage V	300 V	250 V
Rated current A	15 A	13 A (T60)
Cross section max. AWG/mm ²	28-14	1,50
Rated surge voltage	–	2,00 kV
Rated torque/Screw size	–	0,50 Nm/M3
Contamination degree	–	–

Materials

Insulating material/Flammability class	PA 6.6 V0 / UL 94 V0
Temperature Range	-30°C / +105°C
Clamping part	CuZn
Clamping cage/Eccentric	–
Contact pin	–
Cage tension spring	–
Wire protection	–
Soldering lug	Cu
Contact Spring	–

Order information

Standard colour(s)
(further colours on request, see page 5)

Strain-relief-clamp

Spacing mm	5,08
Insulation stripping length mm	6,00
PCB hole diameter mm	1,30
Single wire (solid) mm ²	1,50
Stranded wire (flexible) mm ²	1,50
Stranded wire (with ferrules) mm ²	1,50

Rated voltage V	300 V	250 V
Rated current A	15 A	13 A (T60)
Cross section max. AWG/mm ²	28-14	1,50
Rated surge voltage	–	2,00 kV
Rated torque/Screw size	–	0,50 Nm/M3
Contamination degree	–	–

Insulating material/Flammability class	PA 6.6 V0 / UL 94 V0
Temperature Range	-30°C / +105°C
Clamping part	CuZn
Clamping cage/Eccentric	–
Contact pin	–
Cage tension spring	–
Wire protection	–
Soldering lug	Cu
Contact Spring	–

Order information

Standard colour(s)
(further colours on request, see page 5)

No. of poles	Cat.-No.		Qty.p.pck.
	● green (Ral 6018)	● dark grey (Ral 7016)	
2	10291.1	10291.4	50
3	10292.1	10292.4	50
4	10293.1	10293.4	50
5	10294.1	10294.4	50
6	10295.1	10295.4	50
7	10296.1	10296.4	50
8	10297.1	10297.4	50
9	10298.1	10298.4	50
10	10299.1	10299.4	50
11	10300.1	10300.4	50
12	10301.1	10301.4	50
13	12541.1	12541.4	50
14	12542.1	12542.4	50
15	12543.1	12543.4	50
16	12544.1	12544.4	50
17	12545.1	12545.4	50
18	12546.1	12546.4	50
19	12547.1	12547.4	50
20	12548.1	12548.4	50
21	12549.1	12549.4	50
22	12550.1	12550.4	50
23	12551.1	12551.4	50
24	12552.1	12552.4	50

Strain-relief-clamp

Spacing mm	5,08
Insulation stripping length mm	7,00
PCB hole diameter mm	1,30
Single wire (solid) mm ²	2,50
Stranded wire (flexible) mm ²	1,50
Stranded wire (with ferrules) mm ²	1,50

Rated voltage V	300 V	250 V
Rated current A	15 A	24 A (T60)
Cross section max. AWG/mm ²	22-12	2,50
Rated surge voltage	–	2,00 kV
Rated torque/Screw size	–	0,50 Nm/M2,6
Contamination degree	–	–

Insulating material/Flammability class	PA 6.6 V0 / UL 94 V0
Temperature Range	-30°C / +105°C
Clamping part	CuZn
Clamping cage/Eccentric	–
Contact pin	–
Cage tension spring	–
Wire protection	–
Soldering lug	Cu
Contact Spring	–

Order information

Standard colour(s)
(further colours on request, see page 5)

No. of poles	Cat.-No.		Qty.p.pck.
	● green (Ral 6018)	● dark grey (Ral 7016)	
2	10324.1	10324.4	50
3	10325.1	10325.4	50
4	10326.1	10326.4	50
5	10327.1	10327.4	50
6	10328.1	10328.4	50
7	10329.1	10329.4	50
8	10330.1	10330.4	50
9	10331.1	10331.4	50
10	10332.1	10332.4	50
11	10333.1	10333.4	50
12	10334.1	10334.4	50
13	12565.1	12565.4	50
14	12566.1	12566.4	50
15	12567.1	12567.4	50
16	12568.1	12568.4	50
17	12569.1	12569.4	50
18	12570.1	12570.4	50
19	12571.1	12571.4	50
20	12572.1	12572.4	50
21	12573.1	12573.4	50
22	12574.1	12574.4	50
23	12575.1	12575.4	50
24	12576.1	12576.4	50


Accessories

Marking

Page 126 - 129

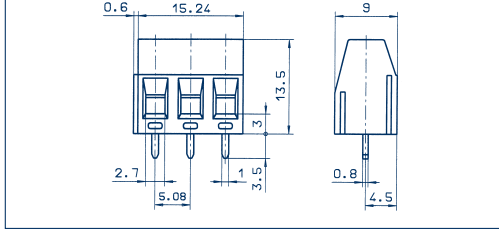

Page 126 - 129

Terminals

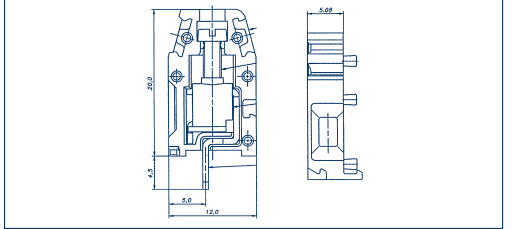



5,08 mm

PK 350/... /5,08-V vertical



PK 2,5/... /5,08 vertical



Drawings

Connection principle

Dimensions

Spacing mm	5,08
Insulation stripping length mm	6,00
PCB hole diameter mm	1,30

Connection data

Single wire (solid) mm ²	2,50
Stranded wire (flexible) mm ²	1,50
Stranded wire (with ferrules) mm ²	1,50

Rating

Rated voltage V	300 VB
Rated current A	16 A
Cross section max. AWG/mm ²	28-12
Rated surge voltage	—
Rated torque/Screw size	—
Contamination degree	—

Materials

Insulating material/Flammability class	PA 6.6 V0 / UL 94 V0
Temperature Range	-30°C / +105°C
Clamping part	CuZn
Clamping cage/Eccentric	—
Contact pin	—
Cage tension spring	—
Wire protection	—
Soldering lug	Cu
Contact Spring	—

Order information

Standard colour(s)
(further colours on request, see page 5)

No. of poles	Cat.-No.	Qty.p.pck.
	● green (Ral 6018)	
2	10368.1	50
3	10369.1	50
4	10370.1	50
5	10371.1	50
6	10372.1	50
7	10373.1	50
8	10374.1	50
9	10375.1	50
10	10376.1	50
11	10377.1	50
12	10378.1	50
13	12361.1	50
14	12362.1	50
15	12363.1	50
16	12364.1	50
17	12365.1	50
18	12366.1	50
19	12367.1	50
20	12368.1	50
21	12369.1	50
22	12370.1	50
23	12371.1	50
24	12372.1	50

Accessories

Marking

Strain-relief-clamp

Spacing mm	5,08
Insulation stripping length mm	6,00
PCB hole diameter mm	1,30
Single wire (solid) mm ²	2,50
Stranded wire (flexible) mm ²	1,50
Stranded wire (with ferrules) mm ²	1,50



Rated voltage V	300 VB	250 V
Rated current A	16 A	24 A (T60)
Cross section max. AWG/mm ²	28-12	2,50
Rated surge voltage	—	2,00 kV
Rated torque/Screw size	—	0,50 Nm/M3
Contamination degree	—	—

Insulating material/Flammability class	PA 6.6 V0 / UL 94 V0
Temperature Range	-30°C / +105°C
Clamping part	CuZn
Clamping cage/Eccentric	—
Contact pin	—
Cage tension spring	—
Wire protection	—
Soldering lug	Cu
Contact Spring	—

Order information

No. of poles	Cat.-No.	Qty.p.pck.
	● green (Ral 6018)	
2	10368.1	50
3	10369.1	50
4	10370.1	50
5	10371.1	50
6	10372.1	50
7	10373.1	50
8	10374.1	50
9	10375.1	50
10	10376.1	50
11	10377.1	50
12	10378.1	50
13	12361.1	50
14	12362.1	50
15	12363.1	50
16	12364.1	50
17	12365.1	50
18	12366.1	50
19	12367.1	50
20	12368.1	50
21	12369.1	50
22	12370.1	50
23	12371.1	50
24	12372.1	50

Strain-relief-clamp

Spacing mm	5,08
Insulation stripping length mm	7,00
PCB hole diameter mm	1,30
Single wire (solid) mm ²	4,00
Stranded wire (flexible) mm ²	2,50
Stranded wire (with ferrules) mm ²	—



Rated voltage V	250 V	300 V	250 V
Rated current A	15 A	15 A	16 A
Cross section max. AWG/mm ²	22-14	22-14	2,50
Rated surge voltage	—	—	4,00 kV
Rated torque/Screw size	—	—	0,60 Nm/M2,5
Contamination degree	—	—	—

Insulating material/Flammability class	PA 6.6 V2 / UL 94 V2
Temperature Range	-30°C / +105°C
Clamping part	—
Clamping cage/Eccentric	—
Contact pin	—
Cage tension spring	—
Wire protection	—
Soldering lug	Cu
Contact Spring	—

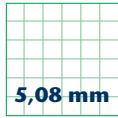
Order information

No. of poles	Cat.-No.	Qty.p.pck.	
	● green (Ral 6018)		
	● orange (Ral 2011)		
2	5102.1	5102.3	50
3	5103.1	5103.3	50
4	5104.1	5104.3	50
5	5105.1	5105.3	50
6	5106.1	5106.3	50
7	5107.1	5107.3	50
8	5108.1	5108.3	50
9	5109.1	5109.3	50
10	5110.1	5110.3	50
11	5111.1	5111.3	50
12	5112.1	5112.3	50
13	5113.1	5113.3	50
14	5114.1	5114.3	50
15	5115.1	5115.3	50
16	5116.1	5116.3	50
17	5117.1	5117.3	50
18	5118.1	5118.3	50
19	5119.1	5119.3	50
20	5120.1	5120.3	50
21	5121.1	5121.3	50
22	5122.1	5122.3	50
23	5123.1	5123.3	50
24	5124.1	5124.3	50

Accessories

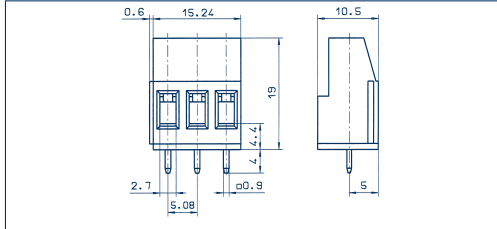

Page 126 - 129

Terminals

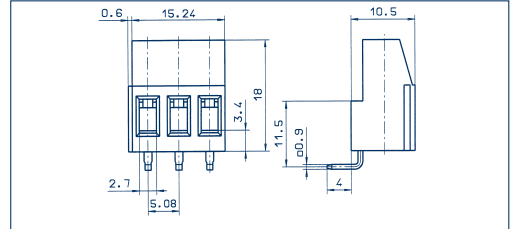



5,08 mm

PK 700/... /5,08-V vertical



PK 700/... /5,08-H horizontal



Drawings

Connection principle

Dimensions

Spacing mm	5,08
Insulation stripping length mm	8,00
PCB hole diameter mm	1,30

Connection data

Single wire (solid) mm ²	4,00
Stranded wire (flexible) mm ²	2,50
Stranded wire (with ferrules) mm ²	2,50

Rating

Rated voltage V	300 V	250 V
Rated current A	20 A	24 A (T60)
Cross section max. AWG/mm ²	30-12	2,50
Rated surge voltage	–	2,00 kV
Rated torque/Screw size	–	0,50 Nm/M3
Contamination degree	–	–

Materials

Insulating material/Flammability class	PA 6.6 V0 / UL 94 V0
Temperature Range	-30°C / +105°C
Clamping part	CuZn
Clamping cage/Eccentric	–
Contact pin	–
Cage tension spring	–
Wire protection	–
Soldering lug	Cu
Contact Spring	–

Order information

Standard colour(s)
(further colours on request, see page 5)

Strain-relief-clamp

Spacing mm	5,08
Insulation stripping length mm	8,00
PCB hole diameter mm	1,30
Single wire (solid) mm ²	4,00
Stranded wire (flexible) mm ²	2,50
Stranded wire (with ferrules) mm ²	2,50

Rated voltage V	300 V	250 V
Rated current A	20 A	24 A (T60)
Cross section max. AWG/mm ²	30-12	2,50
Rated surge voltage	–	2,00 kV
Rated torque/Screw size	–	0,50 Nm/M3
Contamination degree	–	–

Insulating material/Flammability class	PA 6.6 V0 / UL 94 V0
Temperature Range	-30°C / +105°C
Clamping part	CuZn
Clamping cage/Eccentric	–
Contact pin	–
Cage tension spring	–
Wire protection	–
Soldering lug	Cu
Contact Spring	–

Order information

No. of poles Cat.-No. Qty.p.pck.

	No. of poles	Cat.-No.		Qty.p.pck.
		● green (Ral 6018)	● dark grey (Ral 7016)	
	2	10434.1	10434.4	50
	3	10435.1	10435.4	50
	4	10436.1	10436.4	50
	5	10437.1	10437.4	50
	6	10438.1	10438.4	50
	7	10439.1	10439.4	50
	8	10440.1	10440.4	50
	9	10441.1	10441.4	50
	10	10442.1	10442.4	50
	11	10443.1	10443.4	50
	12	10444.1	10444.4	50
	13	10621.1	10621.4	50
	14	10622.1	10622.4	50
	15	10623.1	10623.4	50
	16	10624.1	10624.4	50
	17	10625.1	10625.4	50
	18	10626.1	10626.4	50
	19	10627.1	10627.4	50
	20	10628.1	10628.4	50
	21	10629.1	10629.4	50
	22	10630.1	10630.4	50
	23	10631.1	10631.4	50
	24	10632.1	10632.4	50

Strain-relief-clamp

Spacing mm	5,08
Insulation stripping length mm	8,00
PCB hole diameter mm	1,30
Single wire (solid) mm ²	4,00
Stranded wire (flexible) mm ²	2,50
Stranded wire (with ferrules) mm ²	2,50

Rated voltage V	300 V	250 V
Rated current A	15 A	24 A (T60)
Cross section max. AWG/mm ²	22-14	2,50
Rated surge voltage	–	2,00 kV
Rated torque/Screw size	–	0,50 Nm/M3
Contamination degree	–	–

Insulating material/Flammability class	PA 6.6 V0 / UL 94 V0
Temperature Range	-30°C / +105°C
Clamping part	CuZn
Clamping cage/Eccentric	–
Contact pin	–
Cage tension spring	–
Wire protection	–
Soldering lug	Cu
Contact Spring	–

Order information

No. of poles Cat.-No. Qty.p.pck.

	No. of poles	Cat.-No.		Qty.p.pck.
		● green (Ral 6018)	● dark grey (Ral 7016)	
	2	10456.1	10456.4	50
	3	10457.1	10457.4	50
	4	10458.1	10458.4	50
	5	10459.1	10459.4	50
	6	10460.1	10460.4	50
	7	10461.1	10461.4	50
	8	10462.1	10462.4	50
	9	10463.1	10463.4	50
	10	10464.1	10464.4	50
	11	10465.1	10465.4	50
	12	10466.1	10466.4	50
	13	12645.1	12645.4	50
	14	12646.1	12646.4	50
	15	12647.1	12647.4	50
	16	12648.1	12648.4	50
	17	12649.1	12649.4	50
	18	12650.1	12650.4	50
	19	12651.1	12651.4	50
	20	12652.1	12652.4	50
	21	12653.1	12653.4	50
	22	12654.1	12654.4	50
	23	12655.1	12655.4	50
	24	12656.1	12656.4	50


Accessories

Marking


Page 126 - 129

Page 126 - 129


Terminals



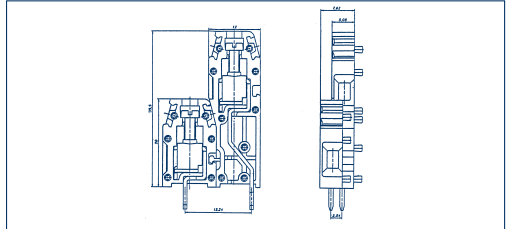
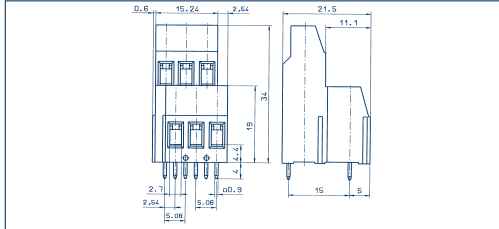
PKD 750/... /5,08-V vertical



PKDL 2,5/... /5,08 vertical



Drawings



Connection principle

Dimensions

Spacing mm	5,08
Insulation stripping length mm	8,00
PCB hole diameter mm	1,30

Connection data

Single wire (solid) mm ²	4,00
Stranded wire (flexible) mm ²	2,50
Stranded wire (with ferrules) mm ²	2,50

Rating

Rated voltage V	300 V
Rated current A	20 A
Cross section max. AWG/mm ²	30-12
Rated surge voltage	—
Rated torque/Screw size	—
Contamination degree	—

Materials

Insulating material/Flammability class	PA 6.6 V0 / UL 94 V0
Temperature Range	-30°C / +105°C
Clamping part	CuZn
Clamping cage/Eccentric	—
Contact pin	—
Cage tension spring	—
Wire protection	—
Soldering lug	Cu
Contact Spring	—

Order information

Standard colour(s)
(further colours on request, see page 5)

Strain-relief-clamp

Spacing mm	5,08
Insulation stripping length mm	8,00
PCB hole diameter mm	1,30
Single wire (solid) mm ²	4,00
Stranded wire (flexible) mm ²	2,50
Stranded wire (with ferrules) mm ²	2,50

UL	300 V	250 V
CSA	20 A	24 A (T60)
UL	30-12	2,50
UL	—	2,00 kV
UL	—	0,50 Nm/M3
UL	—	—

Insulating material/Flammability class	PA 6.6 V0 / UL 94 V0
Temperature Range	-30°C / +105°C
Clamping part	CuZn
Clamping cage/Eccentric	—
Contact pin	—
Cage tension spring	—
Wire protection	—
Soldering lug	Cu
Contact Spring	—

Order information

No. of poles	Cat.-No.		Qty.p.pck.
	● green (Ral 6018)	● dark grey (Ral 7016)	
2	10500.1	10500.4	50
3	10501.1	10501.4	50
4	10502.1	10502.4	50
5	10503.1	10503.4	50
6	10504.1	10504.4	50
7	10505.1	10505.4	50
8	10506.1	10506.4	50
9	10507.1	10507.4	50
10	10508.1	10508.4	50
11	10509.1	10509.4	50
12	10510.1	10510.4	50
13	12789.1	12789.4	50
14	12790.1	12790.4	50
15	12791.1	12791.4	50
16	12792.1	12792.4	50
17	12793.1	12793.4	50
18	12794.1	12794.4	50
19	12795.1	12795.4	50
20	12796.1	12796.4	50
21	12797.1	12797.4	50
22	12798.1	12798.4	50
23	12799.1	12799.4	50
24	12800.1	12800.4	50

1 pole = 2 electrical connectors

Accessories

Marking

Page 126 - 129

Strain-relief-clamp

Spacing mm	5,08
Insulation stripping length mm	7,00
PCB hole diameter mm	1,30
Single wire (solid) mm ²	4,00
Stranded wire (flexible) mm ²	2,50
Stranded wire (with ferrules) mm ²	—

UL	250 V	300 V	250 V
CSA	15 A	15 A	13 A
UL	22-14	22-14	2,50
UL	—	—	4,00 kV
UL	—	—	0,60 Nm/M2,5
UL	—	—	—

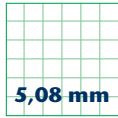
Insulating material/Flammability class	PA 6.6 V2 / UL 94 V2
Temperature Range	-30°C / +105°C
Clamping part	—
Clamping cage/Eccentric	—
Contact pin	—
Cage tension spring	—
Wire protection	—
Soldering lug	Cu
Contact Spring	—

Order information

No. of poles	Cat.-No.		Qty.p.pck.
	● green (Ral 6018)		
2	10500.1		
3	—		
4	5304.1		50
5	—		
6	5306.1		50
7	—		
8	5308.1		50
9	—		
10	5310.1		50
11	—		
12	5312.1		50
13	—		
14	5314.1		50
15	—		
16	5316.1		50
17	—		
18	5318.1		50
19	—		
20	5320.1		50
21	—		
22	5322.1		50
23	—		
24	5324.1		50


Page 126 - 129

Terminals



5,08 mm

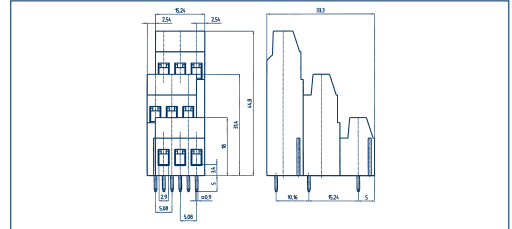
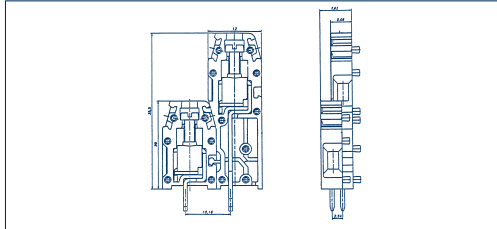
PKDR 2,5/... /5,08 vertical



PKDZ 770/... /5,08-V vertical



Drawings



Connection principle

Dimensions

Spacing mm	5,08
Insulation stripping length mm	7,00
PCB hole diameter mm	1,30

Connection data

Single wire (solid) mm ²	4,00
Stranded wire (flexible) mm ²	2,50
Stranded wire (with ferrules) mm ²	—

Rating

	UL	CSA	VDE
Rated voltage V	250 V	300 V	250 V
Rated current A	15 A	15 A	13 A
Cross section max. AWG/mm ²	22-14	22-14	2,50
Rated surge voltage	—	—	4,00 kV
Rated torque/Screw size	—	—	0,60 Nm/M2,5
Contamination degree	—	—	—

Materials

Insulating material/Flammability class	PA 6.6 V2 / UL 94 V2
Temperature Range	-30°C / +105°C
Clamping part	—
Clamping cage/Eccentric	—
Contact pin	—
Cage tension spring	—
Wire protection	—
Soldering lug	Cu
Contact Spring	—

Order information

Standard colour(s)

(further colours on request, see page 5)

Strain-relief-clamp

Spacing mm	5,08
Insulation stripping length mm	7,00
PCB hole diameter mm	1,30

Single wire (solid) mm ²	4,00
Stranded wire (flexible) mm ²	2,50
Stranded wire (with ferrules) mm ²	—

	UL	CSA	VDE
Rated voltage V	250 V	300 V	250 V
Rated current A	15 A	15 A	13 A
Cross section max. AWG/mm ²	22-14	22-14	2,50
Rated surge voltage	—	—	4,00 kV
Rated torque/Screw size	—	—	0,60 Nm/M2,5
Contamination degree	—	—	—

Insulating material/Flammability class	PA 6.6 V2 / UL 94 V2
Temperature Range	-30°C / +105°C
Clamping part	—
Clamping cage/Eccentric	—
Contact pin	—
Cage tension spring	—
Wire protection	—
Soldering lug	Cu
Contact Spring	—

Order information

No. of poles

Cat.-No.

Qty.p.pck.

No. of poles	Cat.-No.	Qty.p.pck.
	orange (Ral 2011)	
2	—	
3	—	
4	5304.3	50
5	—	
6	5306.3	50
7	—	
8	5308.3	50
9	—	
10	5310.3	50
11	—	
12	5312.3	50
13	—	
14	5314.3	50
15	—	
16	5316.3	50
17	—	
18	5318.3	50
19	—	
20	5320.3	50
21	—	
22	5322.3	50
23	—	
24	5324.3	50

Strain-relief-clamp

Spacing mm	5,08
Insulation stripping length mm	8,00
PCB hole diameter mm	1,30

Single wire (solid) mm ²	4,00
Stranded wire (flexible) mm ²	2,50
Stranded wire (with ferrules) mm ²	2,50

	UL	VDE
Rated voltage V	300 V	250 V
Rated current A	20 A	22 A (T60)
Cross section max. AWG/mm ²	30-12	2,50
Rated surge voltage	—	2,00 kV
Rated torque/Screw size	—	0,50 Nm/M3
Contamination degree	—	—

Insulating material/Flammability class	PA 6.6 V0 / UL 94 V0
Temperature Range	-30°C / +105°C
Clamping part	CuZn
Clamping cage/Eccentric	—
Contact pin	—
Cage tension spring	—
Wire protection	—
Soldering lug	Cu
Contact Spring	—

Order information

No. of poles

Cat.-No.

Qty.p.pck.

No. of poles	Cat.-No.	Qty.p.pck.
	green (Ral 6018)	
2	12924.1	50
3	12925.1	50
4	12926.1	50
5	12927.1	50
6	12928.1	50
7	12929.1	50
8	12930.1	50
9	12931.1	50
10	12932.1	50
11	12933.1	50
12	12934.1	50
13	12935.1	50
14	12936.1	50
15	12937.1	50
16	12938.1	50
17	12939.1	50
18	12940.1	50
19	12941.1	50
20	12942.1	50
21	12943.1	50
22	12944.1	50
23	12945.1	50
24	12946.1	50

1 pole = 2 electrical connectors


Accessories

Marking


Page 126 - 129

Page 126 - 129

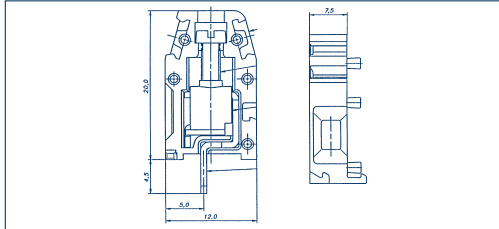
Terminals



PK 2,5/... /7,50 vertical



Drawings



Connection principle

Dimensions

Spacing mm	7,50
Insulation stripping length mm	7,00
PCB hole diameter mm	1,30

Connection data

Single wire (solid) mm ²	4,00
Stranded wire (flexible) mm ²	2,50
Stranded wire (with ferrules) mm ²	—

Rating

	UL	CSA	VDE
Rated voltage V	250 V	300 V	450 V
Rated current A	15 A	15 A	16 A
Cross section max. AWG/mm ²	22-14	22-14	2,50
Rated surge voltage	—	—	4,00 kV
Rated torque/Screw size	—	—	0,60 Nm/M2,5
Contamination degree	—	—	—

Materials

Insulating material/Flammability class	PA 6.6 V2 / UL 94 V2
Temperature Range	-30°C / +105°C
Clamping part	—
Clamping cage/Eccentric	—
Contact pin	—
Cage tension spring	—
Wire protection	—
Soldering lug	Cu
Contact Spring	—

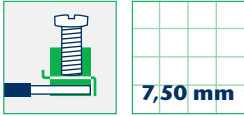
Order information

	No. of poles	Cat.-No.		Qty.p.pck.
Standard colour(s)		● green (Ral 6018)	● orange (Ral 2011)	
(further colours on request, see page 5)				
	2	5052.1	5052.3	50
	3	5053.1	5053.3	50
	4	5054.1	5054.3	50
	5	5055.1	5055.3	50
	6	5056.1	5056.3	50
	7	5057.1	5057.3	50
	8	5058.1	5058.3	50
	9	5059.1	5059.3	50
	10	5060.1	5060.3	50
	11	5061.1	5061.3	50
	12	5062.1	5062.3	50
	13	5063.1	5063.3	50
	14	5064.1	5064.3	50
	15	5065.1	5065.3	50
	16	5066.1	5066.3	50

Accessories

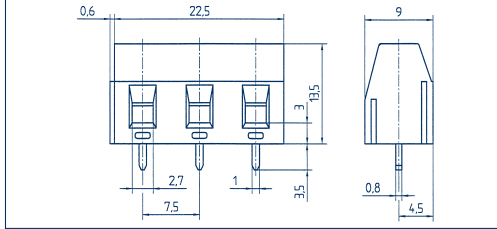

Marking	Page 126 - 129
---------	----------------

Terminals

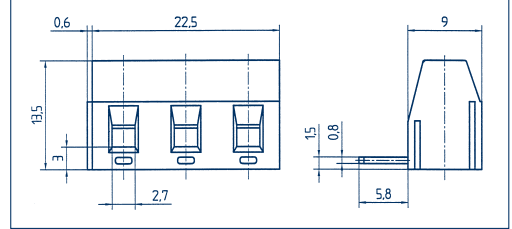



7,50 mm

PK 360/... /7,50-V vertical



PK 360/... /7,50-H horizontal



Drawings

Connection principle

Dimensions

Spacing mm	7,50
Insulation stripping length mm	6,00
PCB hole diameter mm	1,30

Connection data

Single wire (solid) mm ²	2,50
Stranded wire (flexible) mm ²	1,50
Stranded wire (with ferrules) mm ²	1,50

Rating

Rated voltage V	300 V	750 V
Rated current A	16 A	24 A (T60)
Cross section max. AWG/mm ²	22-12	2,50
Rated surge voltage	–	3,00 kV
Rated torque/Screw size	–	0,50 Nm/M3
Contamination degree	–	–

Materials

Insulating material/Flammability class	PA 6.6 V0 / UL 94 V0
Temperature Range	-30°C / +105°C
Clamping part	CuZn
Clamping cage/Eccentric	–
Contact pin	–
Cage tension spring	–
Wire protection	–
Soldering lug	Cu
Contact Spring	–

Order information

Standard colour(s)
(further colours on request, see page 5)

Strain-relief-clamp

Spacing mm	7,50
Insulation stripping length mm	6,00
PCB hole diameter mm	1,30
Single wire (solid) mm ²	2,50
Stranded wire (flexible) mm ²	1,50
Stranded wire (with ferrules) mm ²	1,50

Rated voltage V	300 V	750 V
Rated current A	16 A	24 A (T60)
Cross section max. AWG/mm ²	22-12	2,50
Rated surge voltage	–	3,00 kV
Rated torque/Screw size	–	0,50 Nm/M3
Contamination degree	–	–

Insulating material/Flammability class	PA 6.6 V0 / UL 94 V0
Temperature Range	-30°C / +105°C
Clamping part	CuZn
Clamping cage/Eccentric	–
Contact pin	–
Cage tension spring	–
Wire protection	–
Soldering lug	Cu
Contact Spring	–

No. of poles	Cat.-No.		Qty.p.pck.
	● green	● dark grey	

No. of poles	Cat.-No.		Qty.p.pck.
	● green	● dark grey	
	(Ral 6018)	(Ral 7016)	
2	10401.1	10401.4	50
3	10402.1	10402.4	50
4	10403.1	10403.4	50
5	10404.1	10404.4	50
6	10405.1	10405.4	50
7	10406.1	10406.4	50
8	10407.1	10407.4	50
9	10408.1	10408.4	50
10	10409.1	10409.4	50
11	10410.1	10410.4	50
12	10411.1	10411.4	50
7	12577.1	12577.4	50
14	12578.1	12578.4	50
15	12579.1	12579.4	50
16	12580.1	12580.4	50
17	12581.1	12581.4	50
18	12582.1	12582.4	50
19	12583.1	12583.4	50
20	12584.1	12584.4	50
21	12585.1	12585.4	50
22	12586.1	12586.4	50
23	12587.1	12587.4	50
24	12588.1	12588.4	50

Strain-relief-clamp

Spacing mm	7,50
Insulation stripping length mm	6,00
PCB hole diameter mm	1,30
Single wire (solid) mm ²	2,50
Stranded wire (flexible) mm ²	1,50
Stranded wire (with ferrules) mm ²	1,50

Rated voltage V	300 V	750 V
Rated current A	15 A	24 A (T60)
Cross section max. AWG/mm ²	22-14	2,50
Rated surge voltage	–	3,00 kV
Rated torque/Screw size	–	0,50 Nm/M3
Contamination degree	–	–

Insulating material/Flammability class	PA 6.6 V0 / UL 94 V0
Temperature Range	-30°C / +105°C
Clamping part	CuZn
Clamping cage/Eccentric	–
Contact pin	–
Cage tension spring	–
Wire protection	–
Soldering lug	Cu
Contact Spring	–

No. of poles	Cat.-No.		Qty.p.pck.
	● green	● dark grey	

No. of poles	Cat.-No.		Qty.p.pck.
	● green	● dark grey	
	(Ral 6018)	(Ral 7016)	
2	13605.1	13605.4	50
3	13606.1	13606.4	50
4	13607.1	13607.4	50
5	13608.1	13608.4	50
6	13609.1	13609.4	50
7	13610.1	13610.4	50
8	13611.1	13611.4	50
9	13612.1	13612.4	50
10	13613.1	13613.4	50
11	13614.1	13614.4	50
12	13615.1	13615.4	50
13	13616.1	13616.4	50
14	13617.1	13617.4	50
15	13618.1	13618.4	50
16	13619.1	13619.4	50
17	13620.1	13620.4	50
18	13621.1	13621.4	50
19	13622.1	13622.4	50
20	13623.1	13623.4	50
21	13624.1	13624.4	50
22	13625.1	13625.4	50
23	13626.1	13626.4	50
24	13627.1	13627.4	50

Accessories

Marking

Page 126 - 129

Page 126 - 129

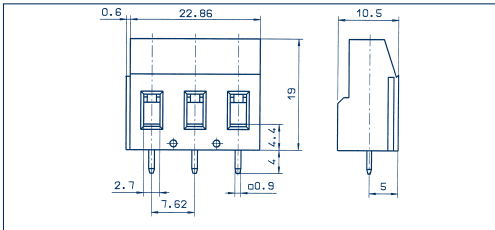

Terminals



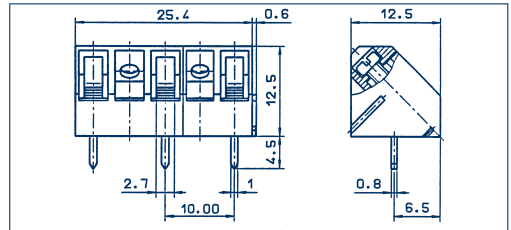

7,62 mm

10,00 mm

PK 710/... /7,62-V vertical



PK 300/... /10,00



Drawings

Connection principle

Dimensions

Spacing mm	7,62
Insulation stripping length mm	8,00
PCB hole diameter mm	1,30

Connection data

Single wire (solid) mm ²	4,00
Stranded wire (flexible) mm ²	2,50
Stranded wire (with ferrules) mm ²	2,50

Rating

Rated voltage V	300 V	750 V
Rated current A	20 A	24 A (T60)
Cross section max. AWG/mm ²	30-12	2,50
Rated surge voltage	–	3 kV
Rated torque/Screw size	–	0,50 Nm/M3
Contamination degree	–	–

Materials

Insulating material/Flammability class	PA 6.6 V0 / UL 94 V0
Temperature Range	-30°C / +105°C
Clamping part	CuZn
Clamping cage/Eccentric	–
Contact pin	–
Cage tension spring	–
Wire protection	–
Soldering lug	Cu
Contact Spring	–

Order information

Standard colour(s)
(further colours on request, see page 5)

Strain-relief-clamp

Spacing mm	7,62
Insulation stripping length mm	8,00
PCB hole diameter mm	1,30
Single wire (solid) mm ²	4,00
Stranded wire (flexible) mm ²	2,50
Stranded wire (with ferrules) mm ²	2,50

Rated voltage V	300 V	750 V
Rated current A	20 A	24 A (T60)
Cross section max. AWG/mm ²	30-12	2,50
Rated surge voltage	–	3 kV
Rated torque/Screw size	–	0,50 Nm/M3
Contamination degree	–	–

Insulating material/Flammability class	PA 6.6 V0 / UL 94 V0
Temperature Range	-30°C / +105°C
Clamping part	CuZn
Clamping cage/Eccentric	–
Contact pin	–
Cage tension spring	–
Wire protection	–
Soldering lug	Cu
Contact Spring	–

No. of poles	Cat.-No.		Qty.p.pck.
	● green	● dark grey	
	(Ral 6018)	(Ral 7016)	

No. of poles	Cat.-No.		Qty.p.pck.
	● green	● dark grey	
	(Ral 6018)	(Ral 7016)	
2	10478.1	10478.4	50
3	10479.1	10479.4	50
4	10480.1	10480.4	50
5	10481.1	10481.4	50
6	10482.1	10482.4	50
7	10483.1	10483.4	50
8	10484.1	10484.4	50
9	10485.1	10485.4	50
10	10486.1	10486.4	50
11	10487.1	10487.4	50
12	10488.1	10488.4	50
13	12669.1	12669.4	50
14	12670.1	12670.4	50
15	12671.1	12671.4	50
16	12672.1	12672.4	50
17	12673.1	12673.4	50
18	12674.1	12674.4	50
19	12675.1	12675.4	50
20	12676.1	12676.4	50
21	12677.1	12677.4	50
22	12678.1	12678.4	50
23	12679.1	12679.4	50
24	12680.1	12680.4	50

Strain-relief-clamp

Spacing mm	10,00
Insulation stripping length mm	7,00
PCB hole diameter mm	1,30
Single wire (solid) mm ²	2,50
Stranded wire (flexible) mm ²	1,50
Stranded wire (with ferrules) mm ²	–

Rated voltage V	300 V	250 V
Rated current A	15 A	24 A (T60)
Cross section max. AWG/mm ²	22-12	2,50
Rated surge voltage	–	3,50 kV
Rated torque/Screw size	–	0,50 Nm/M3
Contamination degree	–	–

Insulating material/Flammability class	PA 6.6 V0 / UL 94 V0
Temperature Range	-30°C / +105°C
Clamping part	CuZn
Clamping cage/Eccentric	–
Contact pin	–
Cage tension spring	–
Wire protection	–
Soldering lug	Cu
Contact Spring	–

No. of poles	Cat.-No.		Qty.p.pck.
	● green	● dark grey	
	(Ral 6018)	(Ral 7016)	

No. of poles	Cat.-No.		Qty.p.pck.
	● green	● dark grey	
	(Ral 6018)	(Ral 7016)	
2	10335.1	10335.4	50
3	10336.1	10336.4	50
4	10337.1	10337.4	50
5	10338.1	10338.4	50
6	10339.1	10339.4	50
7	10340.1	10340.4	50
8	10341.1	10341.4	50
9	10342.1	10342.4	50
10	10343.1	10343.4	50
11	10344.1	10344.4	50
12	10345.1	10345.4	50
13	13545.1	13545.4	50
14	13546.1	13546.4	50
15	13547.1	13547.4	50
16	13548.1	13548.4	50
17	13549.1	13549.4	50
18	13550.1	13550.4	50
19	13551.1	13551.4	50
20	13552.1	13552.4	50
21	13553.1	13553.4	50
22	13554.1	13554.4	50
23	13555.1	13555.4	50
24	13556.1	13556.4	50



Accessories

Marking

Page 126 - 129

Page 126 - 129


Terminals




10,00 mm

10,16 mm

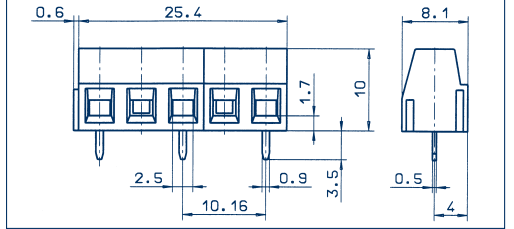
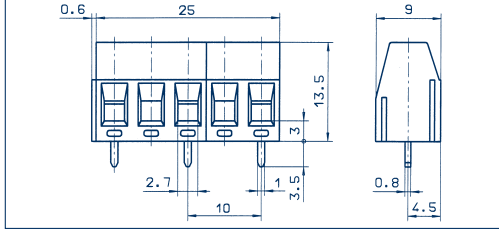
PK 350/... /10,00-V vertical



PK 250/... /10,16-V vertical



Drawings



Connection principle

Dimensions

Spacing mm	10,00
Insulation stripping length mm	6,00
PCB hole diameter mm	1,30

Connection data

Single wire (solid) mm ²	2,50
Stranded wire (flexible) mm ²	1,50
Stranded wire (with ferrules) mm ²	1,50

Rating

	US	
Rated voltage V	300 V	1000 V
Rated current A	16 A	24 A (T60)
Cross section max. AWG/mm ²	28-12	2,50
Rated surge voltage	–	3,50 kV
Rated torque/Screw size	–	0,50 Nm/M3
Contamination degree	–	–

Materials

Insulating material/Flammability class	PA 6.6 V0 / UL 94 V0
Temperature Range	-30°C / +105°C
Clamping part	CuZn
Clamping cage/Eccentric	–
Contact pin	–
Cage tension spring	–
Wire protection	–
Soldering lug	Cu
Contact Spring	–

Order information

Standard colour(s)
(further colours on request, see page 5)

Strain-relief-clamp

Spacing mm	10,00
Insulation stripping length mm	6,00
PCB hole diameter mm	1,30
Single wire (solid) mm ²	2,50
Stranded wire (flexible) mm ²	1,50
Stranded wire (with ferrules) mm ²	1,50

	US	
Rated voltage V	300 V	1000 V
Rated current A	16 A	24 A (T60)
Cross section max. AWG/mm ²	28-12	2,50
Rated surge voltage	–	3,50 kV
Rated torque/Screw size	–	0,50 Nm/M3
Contamination degree	–	–

Insulating material/Flammability class	PA 6.6 V0 / UL 94 V0
Temperature Range	-30°C / +105°C
Clamping part	CuZn
Clamping cage/Eccentric	–
Contact pin	–
Cage tension spring	–
Wire protection	–
Soldering lug	Cu
Contact Spring	–

Order information

Standard colour(s)
(further colours on request, see page 5)

Strain-relief-clamp

Spacing mm	10,16
Insulation stripping length mm	6,00
PCB hole diameter mm	1,30
Single wire (solid) mm ²	1,50
Stranded wire (flexible) mm ²	1,50
Stranded wire (with ferrules) mm ²	1,50

	US	
Rated voltage V	300 V	1000 V
Rated current A	15 A	13 A (T60)
Cross section max. AWG/mm ²	28-14	1,50
Rated surge voltage	–	3,50 kV
Rated torque/Screw size	–	0,50 Nm/M3
Contamination degree	–	–

Insulating material/Flammability class	PA 6.6 V0 / UL 94 V0
Temperature Range	-30°C / +105°C
Clamping part	CuZn
Clamping cage/Eccentric	–
Contact pin	–
Cage tension spring	–
Wire protection	–
Soldering lug	Cu
Contact Spring	–

Order information

Standard colour(s)
(further colours on request, see page 5)

	No. of poles	Cat.-No.	Qty.p.pck.	No. of poles	Cat.-No.	Qty.p.pck.
		●			●	
		green			green	
		(Ral 6018)			(Ral 6018)	
	2	10379.1	50	2	10302.1	50
	3	10380.1	50	3	10303.1	50
	4	10381.1	50	4	10304.1	50
	5	10382.1	50	5	10305.1	50
	6	10383.1	50	6	10306.1	50
	7	10384.1	50	7	10307.1	50
	8	10385.1	50	8	10308.1	50
	9	10386.1	50	9	10309.1	50
	10	10387.1	50	10	10310.1	50
	11	10388.1	50	11	10311.1	50
	12	10389.1	50	12	10312.1	50
	13	13557.1	50	13	13569.1	50
	14	13558.1	50	14	13570.1	50
	15	13559.1	50	15	13571.1	50
	16	13560.1	50	16	13572.1	50
	17	13561.1	50	17	13573.1	50
	18	13562.1	50	18	13574.1	50
	19	13563.1	50	19	13575.1	50
	20	13564.1	50	20	13576.1	50
	21	13565.1	50	21	13577.1	50
	22	13566.1	50	22	13578.1	50
	23	13567.1	50	23	13579.1	50
	24	13568.1	50	24	13580.1	50


Accessories

Marking

Page 126 - 129

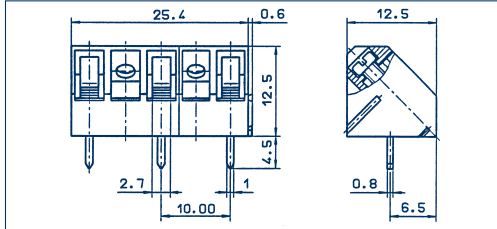

Page 126 - 129

Terminals

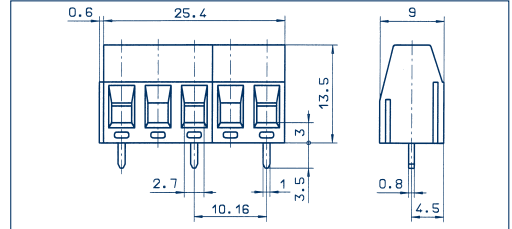



10,16 mm

PK 300/... /10,16



PK 350/... /10,16-V vertical



Drawings

Connection principle

Dimensions

Spacing mm	10,16
Insulation stripping length mm	7,00
PCB hole diameter mm	1,30

Connection data

Single wire (solid) mm ²	2,50
Stranded wire (flexible) mm ²	1,50
Stranded wire (with ferrules) mm ²	1,50

Rating

Rated voltage V	300 V	1000 V
Rated current A	15 A	24 A (T60)
Cross section max. AWG/mm ²	22-12	2,50
Rated surge voltage	–	3,50 kV
Rated torque/Screw size	–	0,50 Nm/M3
Contamination degree	–	–

Materials

Insulating material/Flammability class	PA 6.6 V0 / UL 94 V0
Temperature Range	-30°C / +105°C
Clamping part	CuZn
Clamping cage/Eccentric	–
Contact pin	–
Cage tension spring	–
Wire protection	–
Soldering lug	Cu
Contact Spring	–

Order information

Standard colour(s)
(further colours on request, see page 5)

Strain-relief-clamp

Spacing mm	10,16
Insulation stripping length mm	7,00
PCB hole diameter mm	1,30
Single wire (solid) mm ²	2,50
Stranded wire (flexible) mm ²	1,50
Stranded wire (with ferrules) mm ²	1,50

Rated voltage V	300 V	1000 V
Rated current A	15 A	24 A (T60)
Cross section max. AWG/mm ²	22-12	2,50
Rated surge voltage	–	3,50 kV
Rated torque/Screw size	–	0,50 Nm/M3
Contamination degree	–	–

Insulating material/Flammability class	PA 6.6 V0 / UL 94 V0
Temperature Range	-30°C / +105°C
Clamping part	CuZn
Clamping cage/Eccentric	–
Contact pin	–
Cage tension spring	–
Wire protection	–
Soldering lug	Cu
Contact Spring	–

No. of poles	Cat.-No.		Qty.p.pck.
	● green	● dark grey	
	(Ral 6018)	(Ral 7016)	

	green	dark grey	
	(Ral 6018)	(Ral 7016)	
2	10346.1	10346.4	50
3	10347.1	10347.4	50
4	10348.1	10348.4	50
5	10349.1	10349.4	50
6	10350.1	10350.4	50
7	10351.1	10351.4	50
8	10352.1	10352.4	50
9	10353.1	10353.4	50
10	10354.1	10354.4	50
11	10355.1	10355.4	50
12	10356.1	10356.4	50
13	13581.1	13581.4	50
14	13582.1	13582.4	50
15	13583.1	13583.4	50
16	13584.1	13584.4	50
17	13585.1	13585.4	50
18	13586.1	13586.4	50
19	13587.1	13587.4	50
20	13588.1	13588.4	50
21	13589.1	13589.4	50
22	13590.1	13590.4	50
23	13591.1	13591.4	50
24	13592.1	13592.4	50

Strain-relief-clamp

Spacing mm	10,16
Insulation stripping length mm	6,00
PCB hole diameter mm	1,30
Single wire (solid) mm ²	2,50
Stranded wire (flexible) mm ²	1,50
Stranded wire (with ferrules) mm ²	1,50

Rated voltage V	300 VB	1000 V
Rated current A	16 A	24 A (T60)
Cross section max. AWG/mm ²	28-12	2,50
Rated surge voltage	–	3,50 kV
Rated torque/Screw size	–	0,50 Nm/M3
Contamination degree	–	–

Insulating material/Flammability class	PA 6.6 V0 / UL 94 V0
Temperature Range	-30°C / +105°C
Clamping part	CuZn
Clamping cage/Eccentric	–
Contact pin	–
Cage tension spring	–
Wire protection	–
Soldering lug	Cu
Contact Spring	–

No. of poles	Cat.-No.		Qty.p.pck.
	● green		
	(Ral 7016)		

	green		
	(Ral 7016)		
2	10390.1		50
3	10391.1		50
4	10392.1		50
5	10393.1		50
6	10394.1		50
7	10395.1		50
8	10396.1		50
9	10397.1		50
10	10398.1		50
11	10399.1		50
12	10400.1		50
13	13593.1		50
14	13594.1		50
15	13595.1		50
16	13596.1		50
17	13597.1		50
18	13598.1		50
19	13599.1		50
20	13600.1		50
21	13601.1		50
22	13602.1		50
23	13603.1		50
24	13604.1		50


Accessories

Marking

Page 126 - 129

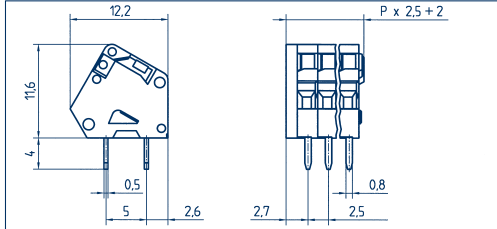

Page 126 - 129

Terminals

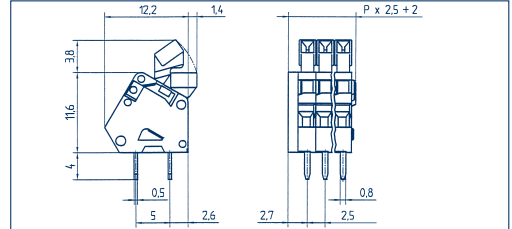



2,50 mm

PZK 3191/... /2,50



PZK 3191/... /2,50-KD



Drawings

Connection principle

Dimensions

Spacing mm	2,50
Insulation stripping length mm	5,00
PCB hole diameter mm	1,10 (2x)

Connection data

Single wire (solid) mm ²	0,50
Stranded wire (flexible) mm ²	0,50
Stranded wire (with ferrules) mm ²	0,20

Rating

Rated voltage V	150 V
Rated current A	4 A
Cross section max. AWG/mm ²	28-20 s
Rated surge voltage	—
Rated torque/Screw size	—
Contamination degree	—

Materials

Insulating material/Flammability class	PA 6.6 V0 / UL 94 V0
Temperature Range	-30°C / +105°C
Clamping part	—
Clamping cage/Eccentric	—
Contact pin	—
Cage tension spring	stainless steel
Wire protection	—
Soldering lug	Cu
Contact Spring	—

Order information

Standard colour(s)	light-grey (Ral 7032)
--------------------	--------------------------

(further colours on request, see page 5)

Tension-spring

Spacing mm	2,50
Insulation stripping length mm	5,00
PCB hole diameter mm	1,10 (2x)
Single wire (solid) mm ²	0,50
Stranded wire (flexible) mm ²	0,50
Stranded wire (with ferrules) mm ²	0,20
Rated voltage V	150 V
Rated current A	4 A
Cross section max. AWG/mm ²	28-20 s
Rated surge voltage	—
Rated torque/Screw size	—
Contamination degree	—
Insulating material/Flammability class	PA 6.6 V0 / UL 94 V0
Temperature Range	-30°C / +105°C
Clamping part	—
Clamping cage/Eccentric	—
Contact pin	—
Cage tension spring	stainless steel
Wire protection	—
Soldering lug	Cu
Contact Spring	—

No. of poles	Cat.-No.	Qty.p.pck.
--------------	----------	------------

	light-grey (Ral 7032)	
2	12010.0	50
3	12011.0	50
4	12012.0	50
5	12013.0	50
6	12014.0	50
7	12015.0	50
8	12016.0	50
9	12017.0	50
10	12018.0	50
11	12019.0	50
12	12020.0	50
13	12021.0	50
14	12022.0	50
15	12023.0	50
16	12024.0	50
17	12025.0	50
18	12026.0	50
19	12027.0	50
20	12028.0	50
21	12029.0	50
22	12030.0	50
23	12031.0	50
24	12032.0	50

Tension-spring

Spacing mm	2,50
Insulation stripping length mm	5,00
PCB hole diameter mm	1,10 (2x)
Single wire (solid) mm ²	0,50
Stranded wire (flexible) mm ²	0,50
Stranded wire (with ferrules) mm ²	0,20
Rated voltage V	150 V
Rated current A	4 A
Cross section max. AWG/mm ²	28-20 s
Rated surge voltage	—
Rated torque/Screw size	—
Contamination degree	—
Insulating material/Flammability class	PA 6.6 V0 / UL 94 V0
Temperature Range	-30°C / +105°C
Clamping part	—
Clamping cage/Eccentric	—
Contact pin	—
Cage tension spring	stainless steel
Wire protection	—
Soldering lug	Cu
Contact Spring	—

No. of poles	Cat.-No.	Qty.p.pck.
--------------	----------	------------

	light-grey (Ral 7032)	
2	12057.0	50
3	12058.0	50
4	12059.0	50
5	12060.0	50
6	12061.0	50
7	12062.0	50
8	12063.0	50
9	12064.0	50
10	12065.0	50
11	12066.0	50
12	12067.0	50
13	12068.0	50
14	12069.0	50
15	12070.0	50
16	12071.0	50
17	12072.0	50
18	12073.0	50
19	12074.0	50
20	12075.0	50
21	12076.0	50
22	12077.0	50
23	12078.0	50
24	12079.0	50


Accessories

Marking


Page 126 - 129

Page 126 - 129


Terminals



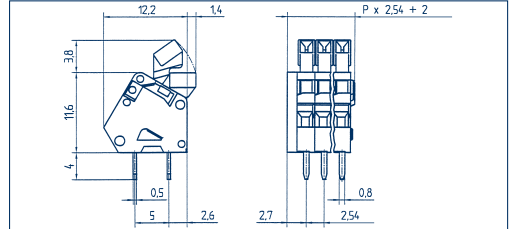
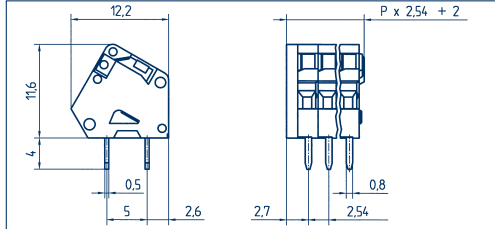
PZK 3191/... /2,54



PZK 3191/... /2,54-KD



Drawings



Connection principle

Dimensions

Spacing mm	2,54
Insulation stripping length mm	5,00
PCB hole diameter mm	1,10 (2x)

Connection data

Single wire (solid) mm ²	0,50
Stranded wire (flexible) mm ²	0,50
Stranded wire (with ferrules) mm ²	0,20

Rating

Rated voltage V	150 V
Rated current A	4 A
Cross section max. AWG/mm ²	28-20 s
Rated surge voltage	—
Rated torque/Screw size	—
Contamination degree	—

Materials

Insulating material/Flammability class	PA 6.6 V0 / UL 94 V0
Temperature Range	-30°C / +105°C
Clamping part	—
Clamping cage/Eccentric	—
Contact pin	—
Cage tension spring	stainless steel
Wire protection	—
Soldering lug	Cu
Contact Spring	—

Order information

Standard colour(s)
(further colours on request, see page 5)

Tension-spring

Spacing mm	2,54
Insulation stripping length mm	5,00
PCB hole diameter mm	1,10 (2x)
Single wire (solid) mm ²	0,50
Stranded wire (flexible) mm ²	0,50
Stranded wire (with ferrules) mm ²	0,20

Rated voltage V	150 V	130 V
Rated current A	4 A	9 A (T60)
Cross section max. AWG/mm ²	28-20 s	0,50
Rated surge voltage	—	1,25 kV
Rated torque/Screw size	—	—
Contamination degree	—	—

Insulating material/Flammability class	PA 6.6 V0 / UL 94 V0
Temperature Range	-30°C / +105°C
Clamping part	—
Clamping cage/Eccentric	—
Contact pin	—
Cage tension spring	stainless steel
Wire protection	—
Soldering lug	Cu
Contact Spring	—

No. of poles	Cat.-No.	Qty.p.pck.
--------------	----------	------------

	●	
	orange	
	(Ral 2011)	
	orange	
2	12106.3	50
3	12107.3	50
4	12108.3	50
5	12109.3	50
6	12110.3	50
7	12111.3	50
8	12112.3	50
9	12113.3	50
10	12114.3	50
11	12115.3	50
12	12116.3	50
13	12117.3	50
14	12118.3	50
15	12119.3	50
16	12120.3	50
17	12121.3	50
18	12122.3	50
19	12123.3	50
20	12124.3	50
21	12125.3	50
22	12126.3	50
23	12127.3	50
24	12128.3	50

Tension-spring

Spacing mm	2,54
Insulation stripping length mm	5,00
PCB hole diameter mm	1,10 (2x)
Single wire (solid) mm ²	0,50
Stranded wire (flexible) mm ²	0,50
Stranded wire (with ferrules) mm ²	0,20

Rated voltage V	150 V	130 V
Rated current A	4 A	9 A (T60)
Cross section max. AWG/mm ²	28-20 s	0,50
Rated surge voltage	—	1,25 kV
Rated torque/Screw size	—	—
Contamination degree	—	—

Insulating material/Flammability class	PA 6.6 V0 / UL 94 V0
Temperature Range	-30°C / +105°C
Clamping part	—
Clamping cage/Eccentric	—
Contact pin	—
Cage tension spring	stainless steel
Wire protection	—
Soldering lug	Cu
Contact Spring	—

No. of poles	Cat.-No.	Qty.p.pck.
--------------	----------	------------

	●	
	orange	
	(Ral 2011)	
	orange	
2	12153.3	50
3	12154.3	50
4	12155.3	50
5	12156.3	50
6	12157.3	50
7	12158.3	50
8	12159.3	50
9	12160.3	50
10	12161.3	50
11	12162.3	50
12	12163.3	50
13	12164.3	50
14	12165.3	50
15	12166.3	50
16	12167.3	50
17	12168.3	50
18	12169.3	50
19	12170.3	50
20	12171.3	50
21	12172.3	50
22	12173.3	50
23	12174.3	50
24	12175.3	50

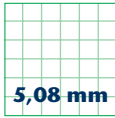

Accessories

Marking

Page 126 - 129

Page 126 - 129

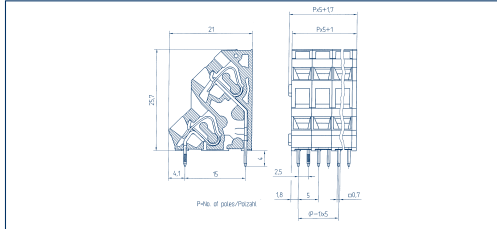

Terminals



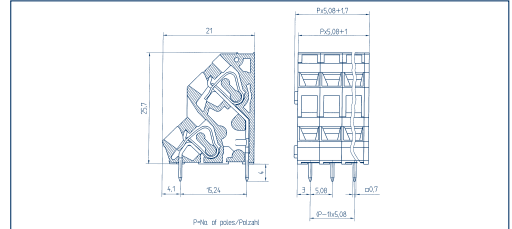

5,00 mm

5,08 mm

PZK 3750/... /5,00-VP



PZK 3750/... /5,08



Drawings

Connection principle

Dimensions

Spacing mm	5,00
Insulation stripping length mm	6,00
PCB hole diameter mm	1,00(2x)

Connection data

Single wire (solid) mm ²	2,50
Stranded wire (flexible) mm ²	2,50
Stranded wire (with ferrules) mm ²	1,50

Rating

Rated voltage V	300 V
Rated current A	16 A
Cross section max. AWG/mm ²	28-14
Rated surge voltage	—
Rated torque/Screw size	—
Contamination degree	—

Materials

Insulating material/Flammability class	PA 6.6 V0 / UL 94 V0
Temperature Range	-30°C / +105°C
Clamping part	—
Clamping cage/Eccentric	—
Contact pin	—
Cage tension spring	stainless steel
Wire protection	—
Soldering lug	Cu
Contact Spring	—

Order information

Standard colour(s)
(further colours on request, see page 5)

Tension-spring



300 V

16 A

28-14

—

—

—



250 V

12 A (T60)

2,50

2,00 kV

—

—

Tension-spring



300 V

16 A

28-14

—

—

—



250 V

12 A (T60)

2,50

2,00 kV

—

—

No. of poles

Cat.-No.

Qty.p.pck.

Standard colour(s)
(further colours on request, see page 5)

(further colours on request, see page 5)

(further colours on request, see page 5)

(further colours on request, see page 5)

(further colours on request, see page 5)

(further colours on request, see page 5)

(further colours on request, see page 5)

(further colours on request, see page 5)

(further colours on request, see page 5)

(further colours on request, see page 5)

(further colours on request, see page 5)

(further colours on request, see page 5)

(further colours on request, see page 5)

(further colours on request, see page 5)

(further colours on request, see page 5)

(further colours on request, see page 5)

(further colours on request, see page 5)

(further colours on request, see page 5)

(further colours on request, see page 5)

(further colours on request, see page 5)

(further colours on request, see page 5)

(further colours on request, see page 5)

(further colours on request, see page 5)

(further colours on request, see page 5)

(further colours on request, see page 5)

(further colours on request, see page 5)

(further colours on request, see page 5)

(further colours on request, see page 5)

(further colours on request, see page 5)

(further colours on request, see page 5)

(further colours on request, see page 5)

(further colours on request, see page 5)

1 pole = 2 electrical connectors

Page 126 - 129

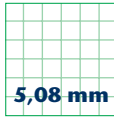
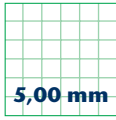
1 pole = 2 electrical connectors

Page 126 - 129

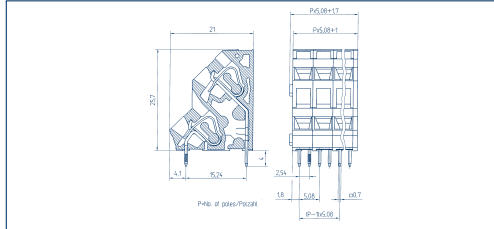

Accessories

Marking

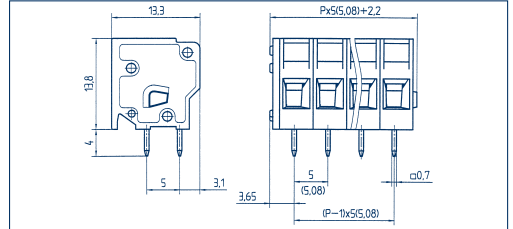

Terminals



PZK 3750/... /5,08-VP



PZK 3100/... /5,00/5,08



Drawings

Connection principle

Dimensions

Spacing mm	5,08
Insulation stripping length mm	6,00
PCB hole diameter mm	1,00(2x)

Connection data

Single wire (solid) mm ²	2,50
Stranded wire (flexible) mm ²	2,50
Stranded wire (with ferrules) mm ²	1,50

Rating

Rated voltage V	300 V
Rated current A	16 A
Cross section max. AWG/mm ²	28-14
Rated surge voltage	—
Rated torque/Screw size	—
Contamination degree	—

Materials

Insulating material/Flammability class	PA 6.6 V0 / UL 94 V0
Temperature Range	-30°C / +105°C
Clamping part	—
Clamping cage/Eccentric	—
Contact pin	—
Cage tension spring	Fe
Wire protection	—
Soldering lug	Cu
Contact Spring	—

Order information

Standard colour(s)
(further colours on request, see page 5)

Tension-spring

Spacing mm	5,08
Insulation stripping length mm	6,00
PCB hole diameter mm	1,00(2x)

Single wire (solid) mm ²	2,50
Stranded wire (flexible) mm ²	2,50
Stranded wire (with ferrules) mm ²	1,50

Rated voltage V	300 V	250 V
Rated current A	16 A	12 A (T60)
Cross section max. AWG/mm ²	28-14	2,50
Rated surge voltage	—	2,00 kV
Rated torque/Screw size	—	—
Contamination degree	—	—

Insulating material/Flammability class	PA 6.6 V0 / UL 94 V0
Temperature Range	-30°C / +105°C
Clamping part	—
Clamping cage/Eccentric	—
Contact pin	—
Cage tension spring	Fe
Wire protection	—
Soldering lug	Cu
Contact Spring	—

Order information

No. of poles	Cat.-No.	Qty.p.pck.
	● green (Ral 6018)	
2	13406.1	50
3	13407.1	50
4	13408.1	50
5	13409.1	50
6	13410.1	50
7	13411.1	50
8	13412.1	50
9	13413.1	50
10	13414.1	50
11	13415.1	50
12	13416.1	50
13	13417.1	50
14	13418.1	50
15	13419.1	50
16	13420.1	50
17	13421.1	50
18	13422.1	50
19	13423.1	50
20	13424.1	50
21	13425.1	50
22	13426.1	50
23	13427.1	50
24	13428.1	50

1 pole = 2 electrical connectors

Accessories

Marking

Page 126 - 129

Tension-spring

Spacing mm	5,00/5,08
Insulation stripping length mm	6,00
PCB hole diameter mm	1,00(2x)

Single wire (solid) mm ²	2,50
Stranded wire (flexible) mm ²	2,50
Stranded wire (with ferrules) mm ²	1,50

Rated voltage V	300 V	250 V
Rated current A	16 A	24 A (T60)
Cross section max. AWG/mm ²	28-14	2,50
Rated surge voltage	—	2,00 kV
Rated torque/Screw size	—	—
Contamination degree	—	—

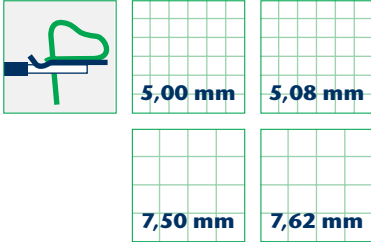
Insulating material/Flammability class	PA 6.6 V0 / UL 94 V0
Temperature Range	-30°C / +105°C
Clamping part	—
Clamping cage/Eccentric	—
Contact pin	—
Cage tension spring	Fe
Wire protection	—
Soldering lug	Cu
Contact Spring	—

Order information

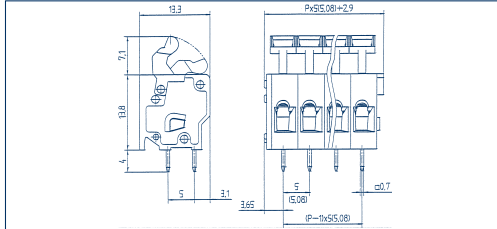

No. of poles	Cat.-No.	Qty.p.pck.
	● green (Ral 6018)	
	○ light-grey (Ral 7032)	
2	11074.1	50
3	11075.1	50
4	11076.1	50
5	11077.1	50
6	11078.1	50
7	11079.1	50
8	11080.1	50
9	11081.1	50
10	11082.1	50
11	11083.1	50
12	11084.1	50
13	11085.1	50
14	11086.1	50
15	11087.1	50
16	11088.1	50
17	11089.1	50
18	11090.1	50
19	11091.1	50
20	11092.1	50
21	11093.1	50
22	11094.1	50
23	11095.1	50
24	11096.1	50

Page 126 - 129

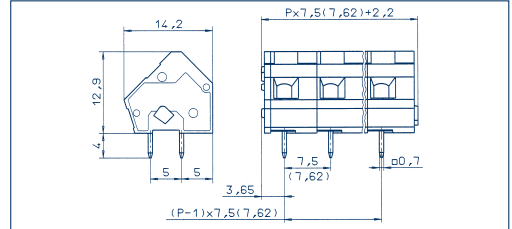

Terminals



PZK 3101/... /5,00/5,08-WD



PZK 3010/... /7,50/7,62



Drawings

Connection principle

Dimensions

Spacing mm
Insulation stripping length mm
PCB hole diameter mm

Connection data

Single wire (solid) mm ²
Stranded wire (flexible) mm ²
Stranded wire (with ferrules) mm ²

Rating

Rated voltage V
Rated current A
Cross section max. AWG/mm ²
Rated surge voltage
Rated torque/Screw size
Contamination degree

Materials

Insulating material/Flammability class
Temperature Range
Clamping part
Clamping cage/Eccentric
Contact pin
Cage tension spring
Wire protection
Soldering lug
Contact Spring

Order information

Standard colour(s)
(further colours on request, see page 5)

Tension-spring

5,00/5,08
6,00
1,00(2x)



300 V

16 A

28-14

—

—

—



250 V

24 A (T60)

2,50

2,00 kV

—

—

Tension-spring

7,50/7,62
6,00
1,00(2x)



300 V

16 A

28-14

—

—

—



750 V

24 A (T60)

2,50

3,00 kV

—

—

No. of poles	Cat.-No.		Qty.p.pck.
	● green (Ral 6018)	○ light-grey (Ral 7032)	
2	11122.1	11122.0	50
3	11123.1	11123.0	50
4	11124.1	11124.0	50
5	11125.1	11125.0	50
6	11126.1	11126.0	50
7	11127.1	11127.0	50
8	11128.1	11128.0	50
9	11129.1	11129.0	50
10	11130.1	11130.0	50
11	11131.1	11131.0	50
12	11132.1	11132.0	50
13	11133.1	11133.0	50
14	11134.1	11134.0	50
15	11135.1	11135.0	50
16	11136.1	11136.0	50
17	11137.1	11137.0	50
18	11138.1	11138.0	50
19	11139.1	11139.0	50
20	11140.1	11140.0	50
21	11141.1	11141.0	50
22	11142.1	11142.0	50
23	11143.1	11143.0	50
24	11144.1	11144.0	50

No. of poles	Cat.-No.		Qty.p.pck.
	● green (Ral 6018)	○ light-grey (Ral 7032)	
2	10738.1	10738.0	50
3	10739.1	10739.0	50
4	10740.1	10740.0	50
5	10741.1	10741.0	50
6	10742.1	10742.0	50
7	10743.1	10743.0	50
8	10744.1	10744.0	50
9	10745.1	10745.0	50
10	10746.1	10746.0	50
11	10747.1	10747.0	50
12	10748.1	10748.0	50
13	10749.1	10749.0	50
14	10750.1	10750.0	50
15	10751.1	10751.0	50
16	10752.1	10752.0	50
17	10753.1	10753.0	50
18	10754.1	10754.0	50
19	10755.1	10755.0	50
20	10756.1	10756.0	50
21	10757.1	10757.0	50
22	10758.1	10758.0	50
23	10759.1	10759.0	50
24	10760.1	10760.0	50



Accessories

Marking

Page 126 - 129

Page 126 - 129

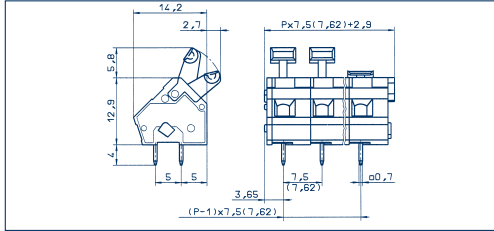

Terminals



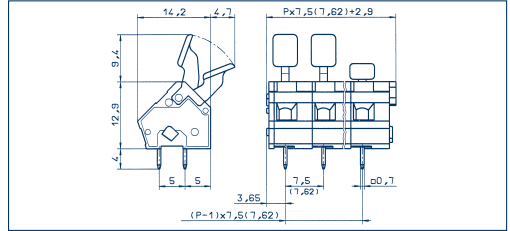

7,50 mm

7,62 mm

PZK 3011/... /7,50/7,62-KD



PZK 3011/... /7,50/7,62-FD



Drawings

Connection principle

Dimensions

Spacing mm	7,50/7,62
Insulation stripping length mm	6,00
PCB hole diameter mm	1,00(2x)

Connection data

Single wire (solid) mm ²	2,50
Stranded wire (flexible) mm ²	2,50
Stranded wire (with ferrules) mm ²	1,50

Rating

Rated voltage V	300 V
Rated current A	16 A
Cross section max. AWG/mm ²	28-14
Rated surge voltage	—
Rated torque/Screw size	—
Contamination degree	—

Materials

Insulating material/Flammability class	PA 6.6 V0 / UL 94 V0
Temperature Range	-30°C / +105°C
Clamping part	—
Clamping cage/Eccentric	—
Contact pin	—
Cage tension spring	stainless steel
Wire protection	—
Soldering lug	Cu
Contact Spring	—

Order information

Standard colour(s)
(further colours on request, see page 5)

	No. of poles	Cat.-No.		Qty.p.pck.
		● green (Ral 6018)	○ light-grey (Ral 7032)	
	2	10882.1	10882.0	50
	3	10883.1	10883.0	50
	4	10884.1	10884.0	50
	5	10885.1	10885.0	50
	6	10886.1	10886.0	50
	7	10887.1	10887.0	50
	8	10888.1	10888.0	50
	9	10889.1	10889.0	50
	10	10890.1	10890.0	50
	11	10891.1	10891.0	50
	12	10892.1	10892.0	50
	13	10893.1	10893.0	50
	14	10894.1	10894.0	50
	15	10895.1	10895.0	50
	16	10896.1	10896.0	50
	17	10897.1	10897.0	50
	18	10898.1	10898.0	50
	19	10899.1	10899.0	50
	20	10900.1	10900.0	50
	21	10901.1	10901.0	50
	22	10903.1	10903.0	50
	24	10904.1	10904.0	50

Accessories

Marking

Tension-spring

Spacing mm	7,50/7,62
Insulation stripping length mm	6,00
PCB hole diameter mm	1,00(2x)
Single wire (solid) mm ²	2,50
Stranded wire (flexible) mm ²	2,50
Stranded wire (with ferrules) mm ²	1,50

Rated voltage V	300 V	750 V
Rated current A	16 A	24 A (T60)
Cross section max. AWG/mm ²	28-14	2,50
Rated surge voltage	—	3,00 kV
Rated torque/Screw size	—	—
Contamination degree	—	—

Insulating material/Flammability class	PA 6.6 V0 / UL 94 V0
Temperature Range	-30°C / +105°C
Clamping part	—
Clamping cage/Eccentric	—
Contact pin	—
Cage tension spring	stainless steel
Wire protection	—
Soldering lug	Cu
Contact Spring	—

Order information

	No. of poles	Cat.-No.		Qty.p.pck.
		● green (Ral 6018)	○ light-grey (Ral 7032)	
	2	10930.1	10930.0	50
	3	10931.1	10931.0	50
	4	10932.1	10932.0	50
	5	10933.1	10933.0	50
	6	10934.1	10934.0	50
	7	10935.1	10935.0	50
	8	10936.1	10936.0	50
	9	10937.1	10937.0	50
	10	10938.1	10938.0	50
	11	10939.1	10939.0	50
	12	10940.1	10940.0	50
	13	10941.1	10941.0	50
	14	10942.1	10942.0	50
	15	10943.1	10943.0	50
	16	10944.1	10944.0	50
	17	10945.1	10945.0	50
	18	10946.1	10946.0	50
	19	10947.1	10947.0	50
	20	10948.1	10948.0	50
	21	10949.1	10949.0	50
	22	10950.1	10950.0	50
	23	10951.1	10951.0	50
	24	10952.1	10952.0	50

Accessories

Page 126 - 129

Tension-spring

Spacing mm	7,50/7,62
Insulation stripping length mm	6,00
PCB hole diameter mm	1,00(2x)
Single wire (solid) mm ²	2,50
Stranded wire (flexible) mm ²	2,50
Stranded wire (with ferrules) mm ²	1,50

Rated voltage V	300 V	750 V
Rated current A	16 A	24 A (T60)
Cross section max. AWG/mm ²	28-14	2,50
Rated surge voltage	—	3,00 kV
Rated torque/Screw size	—	—
Contamination degree	—	—

Insulating material/Flammability class	PA 6.6 V0 / UL 94 V0
Temperature Range	-30°C / +105°C
Clamping part	—
Clamping cage/Eccentric	—
Contact pin	—
Cage tension spring	stainless steel
Wire protection	—
Soldering lug	Cu
Contact Spring	—

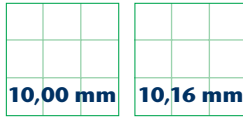
Order information

	No. of poles	Cat.-No.		Qty.p.pck.
		● green (Ral 6018)	○ light-grey (Ral 7032)	
	2	10930.1	10930.0	50
	3	10931.1	10931.0	50
	4	10932.1	10932.0	50
	5	10933.1	10933.0	50
	6	10934.1	10934.0	50
	7	10935.1	10935.0	50
	8	10936.1	10936.0	50
	9	10937.1	10937.0	50
	10	10938.1	10938.0	50
	11	10939.1	10939.0	50
	12	10940.1	10940.0	50
	13	10941.1	10941.0	50
	14	10942.1	10942.0	50
	15	10943.1	10943.0	50
	16	10944.1	10944.0	50
	17	10945.1	10945.0	50
	18	10946.1	10946.0	50
	19	10947.1	10947.0	50
	20	10948.1	10948.0	50
	21	10949.1	10949.0	50
	22	10950.1	10950.0	50
	23	10951.1	10951.0	50
	24	10952.1	10952.0	50

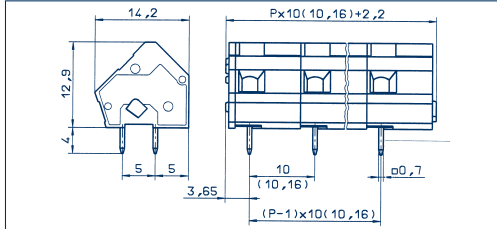

Accessories

Page 126 - 129

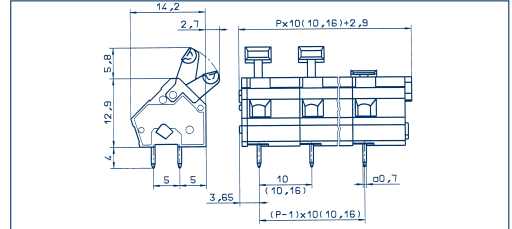

Terminals



PZK 3020/... /10,00/10,16



PZK 3021/... /10,00/10,16-KD



Drawings

Connection principle

Dimensions

Spacing mm	10,00/10,16
Insulation stripping length mm	6,00
PCB hole diameter mm	1,00(2x)

Connection data

Single wire (solid) mm ²	2,50
Stranded wire (flexible) mm ²	2,50
Stranded wire (with ferrules) mm ²	1,50

Rating

Rated voltage V	300 V	1000 V
Rated current A	16 A	24 A (T60)
Cross section max. AWG/mm ²	28-14	2,50
Rated surge voltage	—	3,50 kV
Rated torque/Screw size	—	—
Contamination degree	—	—

Materials

Insulating material/Flammability class	PA 6.6 V0 / UL 94 V0
Temperature Range	-30°C / +105°C
Clamping part	—
Clamping cage/Eccentric	—
Contact pin	—
Cage tension spring	stainless steel
Wire protection	—
Soldering lug	Cu
Contact Spring	—

Order information

Standard colour(s)
(further colours on request, see page 5)

Tension-spring

Spacing mm	10,00/10,16
Insulation stripping length mm	6,00
PCB hole diameter mm	1,00(2x)
Single wire (solid) mm ²	2,50
Stranded wire (flexible) mm ²	2,50
Stranded wire (with ferrules) mm ²	1,50

Rated voltage V	300 V	1000 V
Rated current A	16 A	24 A (T60)
Cross section max. AWG/mm ²	28-14	2,50
Rated surge voltage	—	3,50 kV
Rated torque/Screw size	—	—
Contamination degree	—	—

Insulating material/Flammability class	PA 6.6 V0 / UL 94 V0
Temperature Range	-30°C / +105°C
Clamping part	—
Clamping cage/Eccentric	—
Contact pin	—
Cage tension spring	stainless steel
Wire protection	—
Soldering lug	Cu
Contact Spring	—

No. of poles	Cat.-No.		Qty.p.pck.
	● green	○ light-grey	
	(Ral 6018)	(Ral 7032)	

No. of poles	Cat.-No.		Qty.p.pck.
	● green	○ light-grey	
	(Ral 6018)	(Ral 7032)	
2	10978.1	10978.0	50
3	10979.1	10979.0	50
4	10980.1	10980.0	50
5	10981.1	10981.0	50
6	10982.1	10982.0	50
7	10983.1	10983.0	50
8	10984.1	10984.0	50
9	10985.1	10985.0	50
10	10986.1	10986.0	50
11	10987.1	10987.0	50
12	10988.1	10988.0	50
13	10989.1	10989.0	50
14	10990.1	10990.0	50
15	10991.1	10991.0	50
16	10992.1	10992.0	50
17	10993.1	10993.0	50
18	10994.1	10994.0	50
19	10995.1	10995.0	50
20	10996.1	10996.0	50
21	10997.1	10997.0	50
22	10998.1	10998.0	50
23	10999.1	10999.0	50
24	11000.1	11000.0	50

Tension-spring

Spacing mm	10,00/10,16
Insulation stripping length mm	6,00
PCB hole diameter mm	1,00(2x)
Single wire (solid) mm ²	2,50
Stranded wire (flexible) mm ²	2,50
Stranded wire (with ferrules) mm ²	1,50

Rated voltage V	300 V	1000 V
Rated current A	16 A	24 A (T60)
Cross section max. AWG/mm ²	28-14	2,50
Rated surge voltage	—	3,50 kV
Rated torque/Screw size	—	—
Contamination degree	—	—

Insulating material/Flammability class	PA 6.6 V0 / UL 94 V0
Temperature Range	-30°C / +105°C
Clamping part	—
Clamping cage/Eccentric	—
Contact pin	—
Cage tension spring	stainless steel
Wire protection	—
Soldering lug	Cu
Contact Spring	—

No. of poles	Cat.-No.		Qty.p.pck.
	● green	○ light-grey	
	(Ral 6018)	(Ral 7032)	

No. of poles	Cat.-No.		Qty.p.pck.
	● green	○ light-grey	
	(Ral 6018)	(Ral 7032)	
2	11026.1	11026.0	50
3	11027.1	11027.0	50
4	11028.1	11028.0	50
5	11029.1	11029.0	50
6	11030.1	11030.0	50
7	11031.1	11031.0	50
8	11032.1	11032.0	50
9	11033.1	11033.0	50
10	11034.1	11034.0	50
11	11035.1	11035.0	50
12	11036.1	11036.0	50
13	11037.1	11037.0	50
14	11038.1	11038.0	50
15	11039.1	11039.0	50
16	11040.1	11040.0	50
17	11041.1	11041.0	50
18	11042.1	11042.0	50
19	11043.1	11043.0	50
20	11044.1	11044.0	50
21	11045.1	11045.0	50
22	11046.1	11046.0	50
23	11047.1	11047.0	50
24	11048.1	11048.0	50

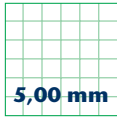
Accessories

Marking

Page 126 - 129

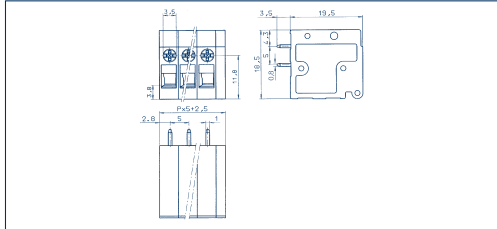

Page 126 - 129

Terminals

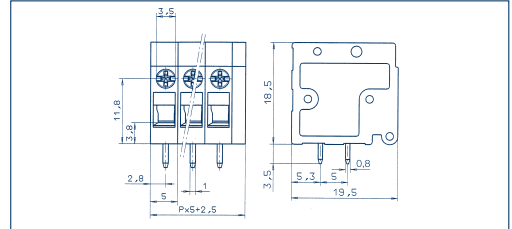



5,00 mm

PKT 2200/... /5,00-V vertical



PKT 2200/... /5,00-H horizontal



Drawings

Connection principle

Dimensions

Spacing mm	5,00
Insulation stripping length mm	9,00
PCB hole diameter mm	1,30

Connection data

Single wire (solid) mm ²	2,50
Stranded wire (flexible) mm ²	2,50
Stranded wire (with ferrules) mm ²	2,50

Rating

Rated voltage V	300 V
Rated current A	20 A
Cross section max. AWG/mm ²	30-12
Rated surge voltage	—
Rated torque/Screw size	—
Contamination degree	—

Materials

Insulating material/Flammability class	PA 6.6 V0 / UL 94 V0
Temperature Range	-30°C / +105°C
Clamping part	—
Clamping cage/Eccentric	Fe/Fe
Contact pin	—
Cage tension spring	—
Wire protection	—
Soldering lug	Cu
Contact Spring	—

Order information

Standard colour(s)
(further colours on request, see page 5)

No. of poles	Cat.-No.	Qty.p.pck.
	●	
	green	
	(Ral 6018)	
2	10546.1	50
3	10547.1	50
4	10548.1	50
5	10549.1	50
6	10550.1	50
7	10551.1	50
8	10552.1	50
9	10553.1	50
10	10554.1	50
11	10555.1	50
12	10556.1	50
13	10557.1	50
14	10558.1	50
15	10559.1	50
16	10560.1	50
17	10561.1	50
18	10562.1	50
19	10563.1	50
20	10564.1	50
21	10565.1	50
22	10566.1	50
23	10567.1	50
24	10568.1	50

Accessories

Marking

Eccentric-top

Rated voltage V	300 V	250 V
Rated current A	20 A	24 A (T60)
Cross section max. AWG/mm ²	30-12	2,50
Rated surge voltage	—	2,00 kV
Rated torque/Screw size	—	0,5 Nm/M2,5
Contamination degree	—	—

PA 6.6 V0 / UL 94 V0
-30°C / +105°C

Clamping part	—
Clamping cage/Eccentric	Fe/Fe
Contact pin	—
Cage tension spring	—
Wire protection	—
Soldering lug	Cu
Contact Spring	—

Order information

No. of poles	Cat.-No.	Qty.p.pck.
	●	
	green	
	(Ral 6018)	
2	10546.1	50
3	10547.1	50
4	10548.1	50
5	10549.1	50
6	10550.1	50
7	10551.1	50
8	10552.1	50
9	10553.1	50
10	10554.1	50
11	10555.1	50
12	10556.1	50
13	10557.1	50
14	10558.1	50
15	10559.1	50
16	10560.1	50
17	10561.1	50
18	10562.1	50
19	10563.1	50
20	10564.1	50
21	10565.1	50
22	10566.1	50
23	10567.1	50
24	10568.1	50

Page 126 - 129

Eccentric-top

Spacing mm	5,00	
Insulation stripping length mm	9,00	
PCB hole diameter mm	1,30	
Single wire (solid) mm ²	2,50	
Stranded wire (flexible) mm ²	2,50	
Stranded wire (with ferrules) mm ²	2,50	
Rated voltage V	300 V	250 V
Rated current A	20 A	24 A (T60)
Cross section max. AWG/mm ²	30-12	2,50
Rated surge voltage	—	2,00 kV
Rated torque/Screw size	—	0,5 Nm/M2,5
Contamination degree	—	—

PA 6.6 V0 / UL 94 V0
-30°C / +105°C


Clamping part	—
Clamping cage/Eccentric	Fe/Fe
Contact pin	—
Cage tension spring	—
Wire protection	—
Soldering lug	Cu
Contact Spring	—

Order information

No. of poles	Cat.-No.	Qty.p.pck.
	●	
	green	
	(Ral 6018)	
2	10570.1	50
3	10571.1	50
4	10572.1	50
5	10573.1	50
6	10574.1	50
7	10575.1	50
8	10576.1	50
9	10577.1	50
10	10578.1	50
11	10579.1	50
12	10580.1	50
13	10581.1	50
14	10582.1	50
15	10583.1	50
16	10584.1	50
17	10585.1	50
18	10586.1	50
19	10587.1	50
20	10588.1	50
21	10589.1	50
22	10590.1	50
23	10591.1	50
24	10592.1	50

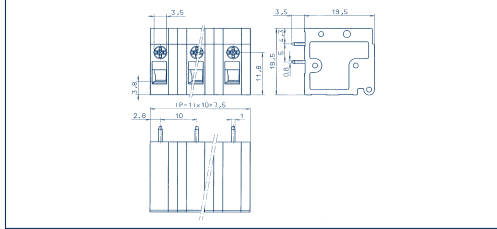

Page 126 - 129

Terminals

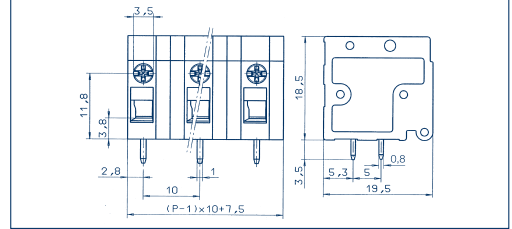



10,00 mm

PKT 2200/... /10,00-V vertical



PKT 2200/... /10,00-H horizontal



Drawings

Connection principle

Dimensions

Spacing mm	10,00
Insulation stripping length mm	9,00
PCB hole diameter mm	1,30

Connection data

Single wire (solid) mm ²	2,50
Stranded wire (flexible) mm ²	2,50
Stranded wire (with ferrules) mm ²	2,50

Rating

Rated voltage V	600 V
Rated current A	20 A
Cross section max. AWG/mm ²	30-12
Rated surge voltage	—
Rated torque/Screw size	—
Contamination degree	—

Materials

Insulating material/Flammability class	PA 6.6 V0 / UL 94 V0
Temperature Range	-30°C / +105°C
Clamping part	—
Clamping cage/Eccentric	Fe/Fe
Contact pin	—
Cage tension spring	—
Wire protection	—
Soldering lug	Cu
Contact Spring	—

Order information

Standard colour(s)
(further colours on request, see page 5)

No. of poles	Cat.-No.	Qty.p.pck.
	● green (Ral 6018)	
2	10642.1	50
3	10643.1	50
4	10644.1	50
5	10645.1	50
6	10646.1	50
7	10647.1	50
8	10648.1	50
9	10649.1	50
10	10650.1	50
11	10651.1	50
12	10652.1	50
13	10653.1	50
14	10654.1	50
15	10655.1	50
16	10656.1	50
17	10657.1	50
18	10658.1	50
19	10659.1	50
20	10660.1	50
21	10661.1	50
22	10662.1	50
23	10663.1	50
24	10664.1	50

Eccentric-top

Spacing mm	10,00
Insulation stripping length mm	9,00
PCB hole diameter mm	1,30
Single wire (solid) mm ²	2,50
Stranded wire (flexible) mm ²	2,50
Stranded wire (with ferrules) mm ²	2,50



600 V

20 A

30-12

—

—

—



1000 V

24 A (T60)

2,50

3,50 kV

0,5 Nm/M2,5

—

Eccentric-top

Spacing mm	10,00
Insulation stripping length mm	9,00
PCB hole diameter mm	1,30
Single wire (solid) mm ²	2,50
Stranded wire (flexible) mm ²	2,50
Stranded wire (with ferrules) mm ²	2,50



600 V

20 A

30-12

—

—

—



1000 V

24 A (T60)

2,50

3,00 kV

0,5 Nm/M2,5

—

Order information

Standard colour(s)
(further colours on request, see page 5)

No. of poles	Cat.-No.	Qty.p.pck.
	● green (Ral 6018)	
2	10666.1	50
3	10667.1	50
4	10668.1	50
5	10669.1	50
6	10670.1	50
7	10671.1	50
8	10672.1	50
9	10673.1	50
10	10674.1	50
11	10675.1	50
12	10676.1	50
13	10677.1	50
14	10678.1	50
15	10679.1	50
16	10680.1	50
17	10681.1	50
18	10682.1	50
19	10683.1	50
20	10684.1	50
21	10685.1	50
22	10686.1	50
23	10687.1	50
24	10688.1	50


Accessories

Marking

Page 126 - 129

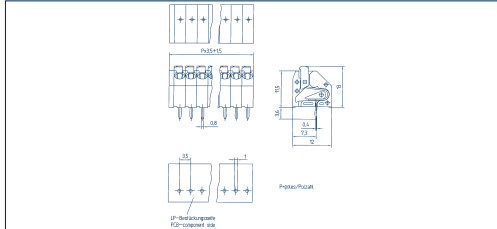

Page 126 - 129

Terminals

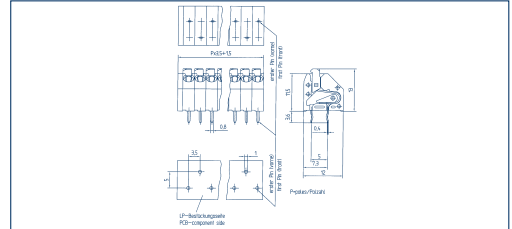



3,50 mm

PBK 4291/... /3,50-KD



PBK 4291/... /3,50-KDVP



Drawings

Connection principle

Dimensions

Spacing mm	3,50
Insulation stripping length mm	9,00
PCB hole diameter mm	1,00

Connection data

Single wire (solid) mm ²	1,50
Stranded wire (flexible) mm ²	1,50
Stranded wire (with ferrules) mm ²	0,50

Rating

Rated voltage V	300 V
Rated current A	6 A
Cross section max. AWG/mm ²	22-16
Rated surge voltage	—
Rated torque/Screw size	—
Contamination degree	—

Materials

Insulating material/Flammability class	PA 6.6 V0 / UL 94 V0
Temperature Range	-30°C / +105°C
Clamping part	—
Clamping cage/Eccentric	—
Contact pin	—
Cage tension spring	—
Wire protection	—
Soldering lug	—
Contact Spring	—

Order information

Standard colour(s)
(further colours on request, see page 5)

No. of poles	Cat.-No.	Qty.p.pck.
	light-grey (Ral 7032)	
2	13286.0	50
3	13287.0	50
4	13288.0	50
5	13289.0	50
6	13290.0	50
7	13291.0	50
8	13292.0	50
9	13293.0	50
10	13294.0	50
11	13295.0	50
12	13296.0	50
13	13297.0	50
14	13298.0	50
15	13299.0	50
16	13300.0	50
17	13301.0	50
18	13302.0	50
19	13303.0	50
20	13304.0	50
21	13305.0	50
22	13306.0	50
23	13307.0	50
24	13308.0	50

Accessories

Marking

Leg-spring

Rated voltage V	300 V
Rated current A	6 A
Cross section max. AWG/mm ²	22-16
Rated surge voltage	—
Rated torque/Screw size	—
Contamination degree	—
Insulating material/Flammability class	PA 6.6 V0 / UL 94 V0
Temperature Range	-30°C / +105°C
Clamping part	—
Clamping cage/Eccentric	—
Contact pin	—
Cage tension spring	—
Wire protection	—
Soldering lug	—
Contact Spring	—

No. of poles	Cat.-No.	Qty.p.pck.
	light-grey (Ral 7032)	
2	13286.0	50
3	13287.0	50
4	13288.0	50
5	13289.0	50
6	13290.0	50
7	13291.0	50
8	13292.0	50
9	13293.0	50
10	13294.0	50
11	13295.0	50
12	13296.0	50
13	13297.0	50
14	13298.0	50
15	13299.0	50
16	13300.0	50
17	13301.0	50
18	13302.0	50
19	13303.0	50
20	13304.0	50
21	13305.0	50
22	13306.0	50
23	13307.0	50
24	13308.0	50

Page 126 - 129


Leg-spring

Spacing mm	3,50
Insulation stripping length mm	9,00
PCB hole diameter mm	1,00
Single wire (solid) mm ²	1,50
Stranded wire (flexible) mm ²	1,50
Stranded wire (with ferrules) mm ²	0,50
Rated voltage V	300 V
Rated current A	6 A
Cross section max. AWG/mm ²	22-16
Rated surge voltage	—
Rated torque/Screw size	—
Contamination degree	—
Insulating material/Flammability class	PA 6.6 V0 / UL 94 V0
Temperature Range	-30°C / +105°C
Clamping part	—
Clamping cage/Eccentric	—
Contact pin	—
Cage tension spring	—
Wire protection	—
Soldering lug	—
Contact Spring	—

No. of poles	Cat.-No.	Qty.p.pck.
	light-grey (Ral 7032)	
2	13310.0	50
3	13311.0	50
4	13312.0	50
5	13313.0	50
6	13314.0	50
7	13315.0	50
8	13316.0	50
9	13317.0	50
10	13318.0	50
11	13319.0	50
12	13320.0	50
13	13321.0	50
14	13322.0	50
15	13323.0	50
16	13324.0	50
17	13325.0	50
18	13326.0	50
19	13327.0	50
20	13328.0	50
21	13329.0	50
22	13330.0	50
23	13331.0	50
24	13332.0	50

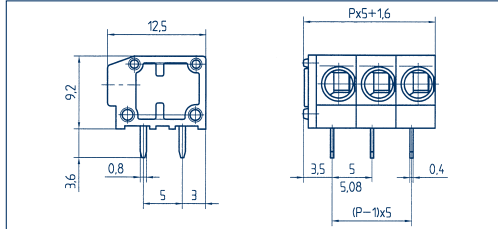

Page 126 - 129

Terminals

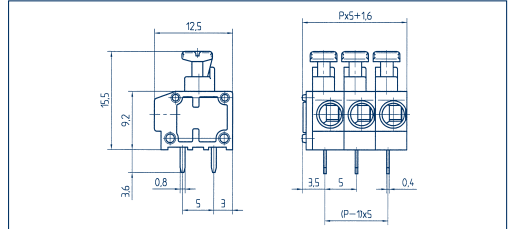



5,00 mm

PBK 4100/... /5,00



PBK 4101/... /5,00-KD



Drawings

Connection principle

Dimensions

Spacing mm	5,00
Insulation stripping length mm	9,00
PCB hole diameter mm	1,00

Connection data

Single wire (solid) mm ²	2,50
Stranded wire (flexible) mm ²	1,50
Stranded wire (with ferrules) mm ²	0,75

Rating

Rated voltage V	300 V
Rated current A	10 A
Cross section max. AWG/mm ²	20-14
Rated surge voltage	—
Rated torque/Screw size	—
Contamination degree	—

Materials

Insulating material/Flammability class	PA 6.6 V0 / UL 94 V0
Temperature Range	-30°C / +105°C
Clamping part	—
Clamping cage/Eccentric	—
Contact pin	—
Cage tension spring	—
Wire protection	—
Soldering lug	Cu
Contact Spring	—

Order information

Standard colour(s)
(further colours on request, see page 5)

Leg-spring

Spacing mm	5,00
Insulation stripping length mm	9,00
PCB hole diameter mm	1,00
Single wire (solid) mm ²	2,50
Stranded wire (flexible) mm ²	1,50
Stranded wire (with ferrules) mm ²	0,75
Rated voltage V	300 V
Rated current A	10 A
Cross section max. AWG/mm ²	20-14
Rated surge voltage	—
Rated torque/Screw size	—
Contamination degree	—
Insulating material/Flammability class	PA 6.6 V0 / UL 94 V0
Temperature Range	-30°C / +105°C
Clamping part	—
Clamping cage/Eccentric	—
Contact pin	—
Cage tension spring	—
Wire protection	—
Soldering lug	Cu
Contact Spring	—

Rated voltage V	300 V
Rated current A	10 A
Cross section max. AWG/mm ²	20-14
Rated surge voltage	—
Rated torque/Screw size	—
Contamination degree	—

Insulating material/Flammability class	PA 6.6 V0 / UL 94 V0
Temperature Range	-30°C / +105°C
Clamping part	—
Clamping cage/Eccentric	—
Contact pin	—
Cage tension spring	—
Wire protection	—
Soldering lug	Cu
Contact Spring	—

No. of poles	Cat.-No.	Qty.p.pck.
	○	
	light-grey	
	(Ral 7032)	

2	13085.0	50
3	13086.0	50
4	13087.0	50
5	13088.0	50
6	13089.0	50
7	13090.0	50
8	13091.0	50
9	13092.0	50
10	13093.0	50
11	13094.0	50
12	13095.0	50
13	13096.0	50
14	13097.0	50
15	13098.0	50
16	13099.0	50
17	13100.0	50
18	13101.0	50
19	13102.0	50
20	13103.0	50
21	13104.0	50
22	13105.0	50
23	13106.0	50
24	13107.0	50

Accessories

Marking

Page 126 - 129

Leg-spring

Spacing mm	5,00
Insulation stripping length mm	9,00
PCB hole diameter mm	1,00
Single wire (solid) mm ²	1,50
Stranded wire (flexible) mm ²	1,50
Stranded wire (with ferrules) mm ²	0,75
Rated voltage V	300 V
Rated current A	10 A
Cross section max. AWG/mm ²	20-14
Rated surge voltage	—
Rated torque/Screw size	—
Contamination degree	—
Insulating material/Flammability class	PA 6.6 V0 / UL 94 V0
Temperature Range	-30°C / +105°C
Clamping part	—
Clamping cage/Eccentric	—
Contact pin	—
Cage tension spring	—
Wire protection	—
Soldering lug	Cu
Contact Spring	—

Rated voltage V	300 V
Rated current A	10 A
Cross section max. AWG/mm ²	20-14
Rated surge voltage	—
Rated torque/Screw size	—
Contamination degree	—

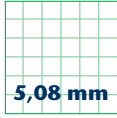
Insulating material/Flammability class	PA 6.6 V0 / UL 94 V0
Temperature Range	-30°C / +105°C
Clamping part	—
Clamping cage/Eccentric	—
Contact pin	—
Cage tension spring	—
Wire protection	—
Soldering lug	Cu
Contact Spring	—

No. of poles	Cat.-No.	Qty.p.pck.
	○	
	light-grey	
	(Ral 7032)	

2	13108.0	50
3	13109.0	50
4	13110.0	50
5	13111.0	50
6	13112.0	50
7	13113.0	50
8	13114.0	50
9	13115.0	50
10	13116.0	50
11	13117.0	50
12	13118.0	50
13	13119.0	50
14	13120.0	50
15	13121.0	50
16	13122.0	50
17	13123.0	50
18	13124.0	50
19	13125.0	50
20	13126.0	50
21	13127.0	50
22	13128.0	50
23	13129.0	50
24	13130.0	50


Page 126 - 129

Terminals

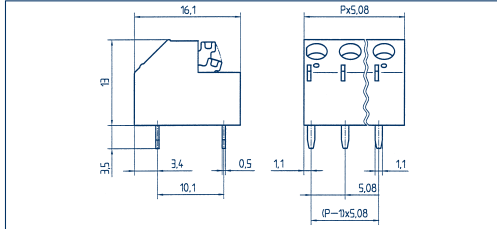


5,08 mm

PBKZ 4301/... /5,08-KD



Drawings



Connection principle

Dimensions

Spacing mm	5,08
Insulation stripping length mm	10,00
PCB hole diameter mm	1,30

Connection data

Single wire (solid) mm ²	1,50
Stranded wire (flexible) mm ²	1,50
Stranded wire (with ferrules) mm ²	0,75

Rating

Rated voltage V	300 V	250 V
Rated current A	16 A	17,5 A (T60)
Cross section max. AWG/mm ²	22-14	1,50
Rated surge voltage	-	2,00 kV
Rated torque/Screw size	-	-
Contamination degree	-	-

Materials

Insulating material/Flammability class	PA / UL 94 V0
Temperature Range	-30°C / +105°C
Clamping part	-
Clamping cage/Eccentric	-
Contact pin	-
Cage tension spring	-
Wire protection	-
Soldering lug	Cu
Contact Spring	-

Order information

	No. of poles	Cat.-No.	Qty.p.pck.
Standard colour(s)		● green	
(further colours on request, see page 5)		(Ral 6018)	
	2	13131.1	50
	3	13132.1	50
	4	13133.1	50
	5	13134.1	50
	6	13135.1	50
	7	13136.1	50

Accessories

Marking	Page 126 - 129
---------	----------------

P.C. board plug-in connectors


CONTA-CON

With its **CONTA-CON** system family of plug-in connectors **CONTA-CLIP** offers a comprehensive plug-in connector program for all P.C. board applications. Due to its variety the **CONTA-CON** plug-in connector program offers numerous possibilities for connection.

The **CONTA-CON** plug-in connector system essentially consists of two components; an element fixed to the P.C. board [header] and a plug-in element [connector].

As to the connectors you can choose from the following connection principles: wire-protection-, strain-relief-clamp-, spring-, leg-spring- and eccentric-top-principle. **CONTA-CON** plug-in connectors offer an extensive product mix and thus consequently a lot of combination possibilities.

Connectors and headers with the same spacing are plug-in compatible. The features of this design are an excellent operating convenience and butt mounting and coding possibilities without the loss of poles. Headers are available in the following design: open | closed side wall, single level | double level design, horizontal | vertical connection and with | without screw flange. Available accessories comprise coding stars, single shrouding for each terminal connection, filler plugs for each header contact and marking systems.



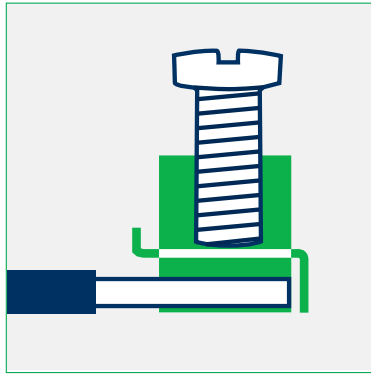
Overview connectors

CONTA-CON



Wire-protection-principle

PKB 1350/... /3,50	68
PKB 130/... /5,00	69
PKB 130/... /5,00-BL	69
PKB 130/... /5,08-BL	70
PKB 130/... /10,00	70
PKB 130/... /10,00-BL	71
PKB 130/... /10,16-BL	71



Strain-relief-clamp-principle

PKB 1550/... /3,50	72
PKB 1550/... /3,50-F	72
PKB 1550/... /3,81	73
PKB 1550/... /3,81-F	73
PKBZ 1551/... /3,81	74
PKBZ 1552/... /3,81	74
PKB 950/... /5,00	75
PKB 950/... /5,00-F	75
PKB 1100/... /5,00	76
PKB 1110/... /5,00	76
PKB 950/... /5,08	77
PKB 950/... /5,08-F	77
PKB 1100/... /5,08	78
PKB 1110/... /5,08	78
PKB 960/... /7,62	79



Tension-spring-principle

PZB 3950/... /5,00	80
--------------------	----



Eccentric-top-principle

PBT 1200/... /5,08	82
--------------------	----




Leg-spring-principle

PKB 4350/... /3,50	83
PKB 4350/... /3,50-G	83

Overview headers

CONTA-CON



Headers

STL 1350/... /3,50-V	84
STL 1350/... /3,50-H	84
STL 130/... /5,00-V	86
STL 132/... /5,00-V	86
STL 140/... /5,00-H	87
STL 130/... /5,08-V	87
STL 140/... /5,08-H	88
STL 130/... /10,00-V	89
STL 130/... /10,16-V	89
STL 1550/... /3,50-V-G	90
STL 1550/... /3,50-H-G	90
STL 1550/... /3,50-V-F	91
STL 1550/... /3,50-H-F	91
STL 1550/... /3,81-V-G	92
STL 1550/... /3,81-H-G	92
STL 1550/... /3,81-V-F	93
STL 1550/... /3,81-H-F	93
STL 1590/... /3,81-G	94
STL 1570/... /3,81-V-G	95
STL 1570/... /3,81-H-G	95
STL 950/... /5,00-V	96
STL 950/... /5,00-H	96
STL 950/... /5,00-V-G	97
STL 950/... /5,00-H-G	97
STL 950/... /5,00-V-F	98
STL 950/... /5,00-H-F	98
STL 975/... /5,00-V-G	99
STL 975/... /5,00-H-G	99
STL 950/... /5,08-V	100
STL 950/... /5,08-H	100
STL 950/... /5,08-V-G	101
STL 950/... /5,08-H-G	101
STL 950/... /5,08-V-F	102
STL 950/... /5,08-H-F	102
STL 990/... /5,08-G	103
STL 970/... /5,08-V	104
STL 970/... /5,08-H	104
STL 970/... /5,08-V-G	105
STL 970/... /5,08-H-G	105
STL 970/... /5,08-V-F	106
STL 970/... /5,08-H-F	106
STL 960/... /7,62-V	108
STL 960/... /7,62-H	108
STL 960/... /7,62-V-G	109
STL 960/... /7,62-H-G	109
PK-TS/... /5,08/15	112
PK-TS/... /5,08	112
PK-TS/... /5,08-F/15	113
PK-TS/... /5,08-F	113
STL 950/... /5,08-G-L	119

Combination matrix P.C. board plug-in connectors

CONTA-CON

		HEADER													
CONNECTOR	TYPE	CATALOGUE PAGE													
		TYPE OF CONNECTING													
		SPACING													
		NO. OF POLES													
		STL 1350 V	STL 1350 H	STL 130 V	STL 132 V	STL 140 H	STL 130 V	STL 1550 V-G	STL 1550 H-G	STL 1550 V-F	STL 1550 H-F	STL 1590 V	STL 1570 V-G	STL 1570 H-G	
		84	84	86	86	87	89	90	90	91	91	94	95	95	
		3,50 mm	3,50 mm	5,00 mm	5,00 mm	5,00 mm	10,00 mm	3,50 mm	3,50 mm	3,50 mm	3,50 mm				
		2-24	2-24	2-24	2-24	2-24	2-12	2-20	2-20	2-18	2-18	2-20	2-20	2-20	
		2-16	2-16	2-16	2-24	2-24				2-20	2-20				
	PKB 1350	68		3,50 mm	2-12	X	X								
	PKB 130	69		5,00 mm	2-12*			X	X	X					
	PKB 130 BL	69		5,00 mm	2-16**			X	X	X					
	PKB 130	70		5,08 mm	2-16**										
	PKB 130	70		10,00 mm	2-6					X					
	PKB 130 BL	71		10,00 mm	2-8**					X					
	PKB 130 BL	71		10,16 mm	2-8**					X					
	PKB 1550	72		3,50 mm	2-20						X	X	X	X	
	PKB 1550	73		3,81 mm	2-16					X	X	X	X	X	
	PKB 1550 F	72		3,50 mm	2-18						X	X			
	PKB 1550 F	73		3,81 mm	2-20						X	X			
	PKBZ 1551	74		3,81 mm	2-20					X	X		X	X	
	PKBZ 1552	74		3,81 mm	2-20					X	X		X	X	
	PKB 950	75		5,00 mm	2-24										
	PKB 950	77		5,08 mm	2-24										
	PKB 950 F	75		5,00 mm	2-24										
	PKB 950 F	77		5,08 mm	2-24										
	PKB 1100	76		5,00 mm	2-20										
	PKB 1100	78		5,08 mm	2-16										
	PKB 1110	76		5,00 mm	2-20										
	PKB 1110	78		5,08 mm	2-16										
	PKB 960	79		7,62 mm	2-16										
	PZB 3950	80		5,00 mm	2-24										
	PBT 1200	82		5,08 mm	2-24										

* = 2+3 pole alignment
 ** = block design
 X = combination possibility
 V = vertical connecting direction
 H = horizontal connecting direction
 G = closed side wall
 F = screwed flange



Wire-protection-principle



Strain-relief-clamp-principle



Eccentric-top-principle



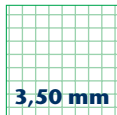
Tension-spring-principle



Leg-spring-principle

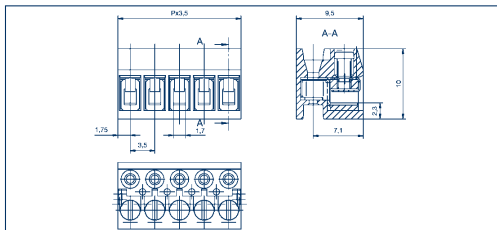
P.C. board plug-in connectors

Connector



3,50 mm

PKB 1350/... /3,50



Drawings

Connection principle

Dimensions

Spacing mm
Insulation stripping length mm
PCB hole diameter mm

Connection data

Single wire (solid) mm²
Stranded wire (flexible) mm²
Stranded wire (with ferrules) mm²

Output information

Rated voltage V
Rated current A
Cross section max. AWG/mm²
Rated surge voltage
Rated torque/Screw size
Contamination degree

Materials

Insulating material/Flammability class
Temperature Range
Clamping part
Clamping cage/Eccentric
Contact pin
Cage tension spring
Wire protection
Soldering lug
Contact Spring

Order information

Standard colour(s)
(further colours on request, see page 5)

Wire-protection

3,50
5,00

1,50
1,00
0,75



150 V
9 A
28-16
—
—
—



160 V
8 A (T60)
1,50
2,50 kV
0,40 Nm/M2,0
3

No. of poles	Cat.-No.	Qty.p.pck.
	● dark grey (Ral 7016)	
2	13900.4	50
3	13901.4	50
4	13902.4	50
5	13903.4	50
6	13904.4	50
7	13905.4	50
8	13906.4	50
9	13907.4	50
10	13908.4	50
11	13909.4	50
12	13910.4	50

Accessories

Marking

Page 126 - 129

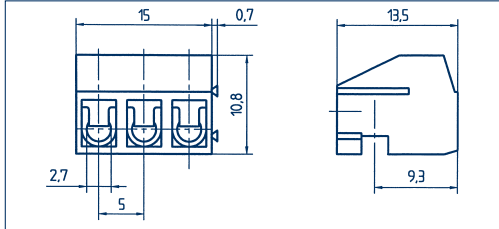
P.C. board plug-in connectors

Connector

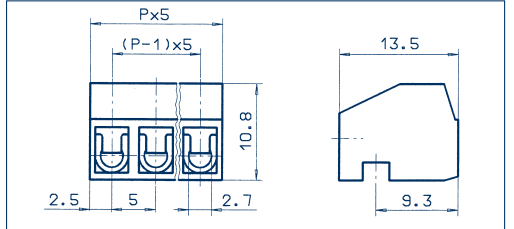



5,00 mm

PKB 130/... /5,00



PKB 130/... /5,00-BL



Drawings

Connection principle

Dimensions

Spacing mm	5,00
Insulation stripping length mm	6,00
PCB hole diameter mm	

Connection data

Single wire (solid) mm ²	1,50
Stranded wire (flexible) mm ²	1,00
Stranded wire (with ferrules) mm ²	1,00

Output information

	300 V	250 V
Rated voltage V	300 V	250 V
Rated current A	10 A	10 A (T60)
Cross section max. AWG/mm ²	22-14	1,50
Rated surge voltage	–	4,00 kV
Rated torque/Screw size	–	0,40 Nm/M2,6
Contamination degree	–	3

Materials

Insulating material/Flammability class	PA 6.6 V0 / UL 94 V0
Temperature Range	-30°C / +105°C
Clamping part	CuZn
Clamping cage/Eccentric	–
Contact pin	–
Cage tension spring	–
Wire protection	–
Soldering lug	–
Contact Spring	CuBe

Order information

	No. of poles	Cat.-No.		Qty.p.pck.
		green (Ral 6018)	dark grey (Ral 7016)	
	2	11169.1	11169.4	50
	3	11170.1	11170.4	50
	4	11171.1	11171.4	50
	5	11172.1	11172.4	50
	6	11173.1	11173.4	50
	7	11174.1	11174.4	50
	8	11175.1	11175.4	50
	9	11176.1	11176.4	50
	10	11177.1	11177.4	50
	11	11178.1	11178.4	50
	12	11179.1	11179.4	50

Accessories

Marking	Page 126 - 129
---------	----------------

Wire-protection

5,00
6,00

1,50
1,00
1,00

Wire-protection

	300 V	250 V
Rated voltage V	300 V	250 V
Rated current A	10 A	10 A (T60)
Cross section max. AWG/mm ²	22-14	1,50
Rated surge voltage	–	4,00 kV
Rated torque/Screw size	–	0,40 Nm/M2,6
Contamination degree	–	3


PA 6.6 V0 / UL 94 V0
-30°C / +105°C
CuZn
–
–
–
–
–
CuBe

	No. of poles	Cat.-No.		Qty.p.pck.
		green (Ral 6018)	dark grey (Ral 7016)	
	2	11185.1	11185.4	50
	3	11186.1	11186.4	50
	4	11187.1	11187.4	50
	5	11188.1	11188.4	50
	6	11189.1	11189.4	50
	7	11190.1	11190.4	50
	8	11191.1	11191.4	50
	9	11192.1	11192.4	50
	10	11193.1	11193.4	50
	11	11194.1	11194.4	50
	12	11195.1	11195.4	50
	13	11196.1	11196.4	50
	14	11197.1	11197.4	50
	15	11198.1	11198.4	50
	16	11199.1	11199.4	50

Page 126 - 129

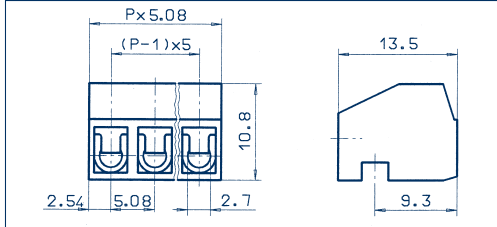
P.C. board plug-in connectors

Connector

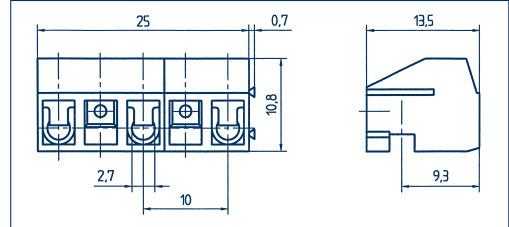



Drawings

PKB 130/... /5,08-BL



PKB 130/... /10,00



Connection principle

Dimensions

Spacing mm
Insulation stripping length mm
PCB hole diameter mm

Connection data

Single wire (solid) mm²
Stranded wire (flexible) mm²
Stranded wire (with ferrules) mm²

Output information

Rated voltage V
Rated current A
Cross section max. AWG/mm²
Rated surge voltage
Rated torque/Screw size
Contamination degree

Materials

Insulating material/Flammability class
Temperature Range
Clamping part
Clamping cage/Eccentric
Contact pin
Cage tension spring
Wire protection
Soldering lug
Contact Spring

Order information

Standard colour(s)
(further colours on request, see page 5)

Wire-protection

5,08
6,00
-
1,50
1,00
1,00



300 V



250 V

Wire-protection

10,00
6,00
-
1,50
1,00
1,00



300 V



630 V

PA 6.6 V0 / UL 94 V0
-30°C / +105°C
CuZn
-
-
-
-
-
CuBe

PA 6.6 V0 / UL 94 V0
-30°C / +105°C
CuZn
-
-
-
-
-
CuBe

No. of poles	Cat.-No.		Qty.p.pck.	No. of poles	Cat.-No.		Qty.p.pck.
	●	●			●	●	
	green (Ral 6018)	dark grey (Ral 7016)			green (Ral 6018)	dark grey (Ral 7016)	
2	13628.1	13628.4	50	2	11180.1	11180.4	50
3	13629.1	13629.4	50	3	11181.1	11181.4	50
4	13630.1	13630.4	50	4	11182.1	11182.4	50
5	13631.1	13631.4	50	5	11183.1	11183.4	50
6	13632.1	13632.4	50	6	11184.1	11184.4	50
7	13633.1	13633.4	50				
8	13634.1	13634.4	50				
9	13635.1	13635.4	50				
10	13636.1	13636.4	50				
11	13637.1	13637.4	50				
12	13638.1	13638.4	50				
13	13639.1	13639.4	50				
14	13640.1	13640.4	50				
15	13641.1	13641.4	50				
16	13642.1	13642.4	50				

Accessories

Marking

Page 126 - 129


Page 126 - 129

P.C. board plug-in connectors

Connector



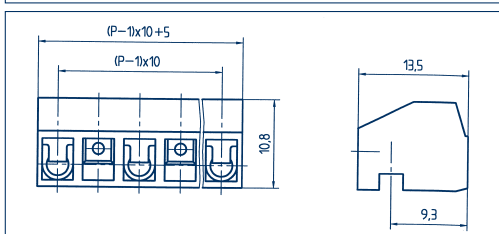

10,00 mm



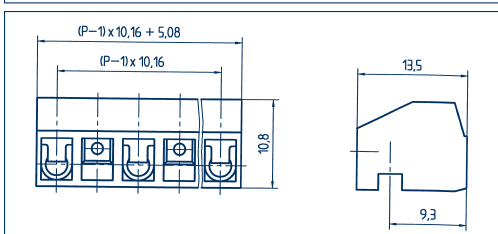

10,16 mm

Drawings

PKB 130/.../10,00-BL



PKB 130/.../10,16-BL



Connection principle

Dimensions

Spacing mm	10,00
Insulation stripping length mm	6,00
PCB hole diameter mm	-

Connection data

Single wire (solid) mm ²	1,50
Stranded wire (flexible) mm ²	1,00
Stranded wire (with ferrules) mm ²	1,00

Output information

	300 V	630 V
Rated voltage V	300 V	630 V
Rated current A	10 A	10 A (T60)
Cross section max. AWG/mm ²	22-14	1,50
Rated surge voltage	-	8,00 kV
Rated torque/Screw size	-	0,40 Nm/M2,6
Contamination degree	-	3

Materials

Insulating material/Flammability class	PA 6.6 V0 / UL 94 V0
Temperature Range	-30°C / +105°C
Clamping part	CuZn
Clamping cage/Eccentric	-
Contact pin	-
Cage tension spring	-
Wire protection	-
Soldering lug	-
Contact Spring	CuBe

Order information

	No. of poles	Cat.-No.	Qty.p.pck.
Standard colour(s)		● green (Ral 6018) ● dark grey (Ral 7016)	
(further colours on request, see page 5)			
	2	11200.1 11200.4	50
	3	11201.1 11201.4	50
	4	11202.1 11202.4	50
	5	11203.1 11203.4	50
	6	11204.1 11204.4	50
	7	11205.1 11205.4	50
	8	11206.1 11206.4	50

Accessories

Marking

Wire-protection

10,00

6,00

-

1,50

1,00

1,00



300 V



630 V

10 A

10 A (T60)

22-14

1,50

-

8,00 kV

-

0,40 Nm/M2,6

-

3

PA 6.6 V0 / UL 94 V0

-30°C / +105°C

CuZn

-

-

-

-

-

CuBe

Wire-protection

10,16

6,00

-

1,50

1,00

1,00



300 V



630 V

10 A

10 A (T60)

22-14

1,50

-

8,00 kV

-

0,40 Nm/M2,6

-

3

PA 6.6 V0 / UL 94 V0

-30°C / +105°C

CuZn

-

-

-

-

-

CuBe

Order information


	No. of poles	Cat.-No.	Qty.p.pck.
Standard colour(s)		● green (Ral 6018) ● dark grey (Ral 7016)	
(further colours on request, see page 5)			
	2	13643.1 13643.4	50
	3	13644.1 13644.4	50
	4	13645.1 13645.4	50
	5	13646.1 13646.4	50
	6	13647.1 13647.4	50
	7	13648.1 13648.4	50
	8	13649.1 13649.4	50

Page 126 - 129

Page 126 - 129

P.C. board plug-in connectors

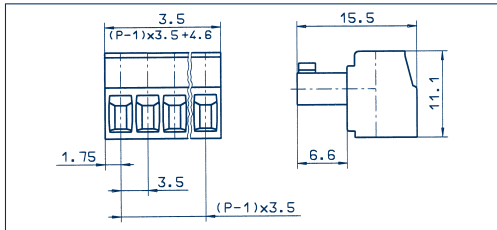
Connector



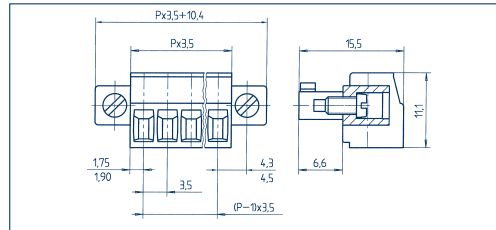

3,50 mm

Drawings

PKB 1550/... /3,50



PKB 1550/... /3,50-F



Connection principle

Dimensions

Spacing mm
Insulation stripping length mm
PCB hole diameter mm

Connection data

Single wire (solid) mm²
Stranded wire (flexible) mm²
Stranded wire (with ferrules) mm²

Output information

Rated voltage V
Rated current A
Cross section max. AWG/mm²
Rated surge voltage
Rated torque/Screw size
Contamination degree

Materials

Insulating material/Flammability class
Temperature Range
Clamping part
Clamping cage/Eccentric
Contact pin
Cage tension spring
Wire protection
Soldering lug
Contact Spring

Order information

Standard colour(s)
(further colours on request, see page 5)

Strain-relief-clamp

3,50

7,00

-

1,50

1,00

1,00



300 V

8 A

28-16

-

-

-



160 V

9 A (T60)

1,50

4,00 kV

0,4 Nm/M2

3

PA 6.6 V0 / UL 94 V0
-30°C / +105°C

CuZn

-

-

-

-

-

-

CuSn

Strain-relief-clamp

3,50

7,00

-

1,50

1,00

1,00



300 V

8 A

28-16

-

-

-



160 V

9 A (T60)

1,50

4,00 kV

0,4 Nm/M2

3

PA 6.6 V0 / UL 94 V0
-30°C / +105°C

CuZn

-

-

-

-

-

-

CuSn

No. of poles	Cat.-No.	Qty.p.pck.	No. of poles	Cat.-No.	Qty.p.pck.
	●			●	
	green			green	
	(Ral 6018)			(Ral 6018)	
2	11377.1	50	2	13717.1	50
3	11378.1	50	3	13718.1	50
4	11379.1	50	4	13719.1	50
5	11380.1	50	5	13720.1	50
6	11381.1	50	6	13721.1	50
7	11382.1	50	7	13722.1	50
8	11383.1	50	8	13723.1	50
9	11384.1	50	9	13724.1	50
10	11385.1	50	10	13725.1	50
11	11386.1	50	11	13726.1	50
12	11387.1	50	12	13727.1	50
13	11388.1	50	13	13728.1	50
14	11389.1	50	14	13729.1	50
15	11390.1	50	15	13730.1	50
16	11391.1	50	16	13731.1	50
17	11392.1	50	17	13732.1	50
18	11393.1	50	18	13733.1	50
19	11394.1	50	19	13979.1	50
20	11395.1	50	20	13980.1	50

Accessories


Marking
Coding

Page 126 - 129
Page 124 - 125

Page 126 - 129
Page 124 - 125

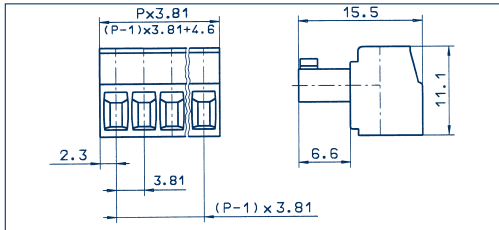
P.C. board plug-in connectors

Connector

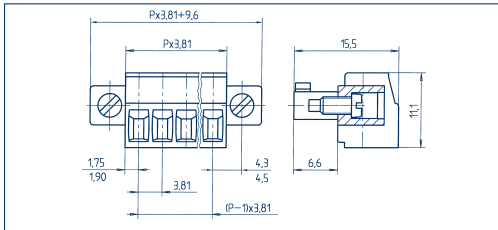


3,81 mm

PKB 1550/... /3,81



PKB 1550/... /3,81-F



Drawings

Connection principle

Dimensions

Spacing mm	3,81
Insulation stripping length mm	7,00
PCB hole diameter mm	-

Connection data

Single wire (solid) mm ²	1,50
Stranded wire (flexible) mm ²	1,00
Stranded wire (with ferrules) mm ²	1,00

Output information

	US	
Rated voltage V	300 V	160 V
Rated current A	8 A	9 A (T60)
Cross section max. AWG/mm ²	28-16	1,50
Rated surge voltage	-	4,00 kV
Rated torque/Screw size	-	0,4 Nm/M2
Contamination degree	-	3

Materials

Insulating material/Flammability class	PA 6.6 V0 / UL 94 V0
Temperature Range	-30°C / +105°C
Clamping part	CuZn
Clamping cage/Eccentric	-
Contact pin	-
Cage tension spring	-
Wire protection	-
Soldering lug	-
Contact Spring	CuSn

Order information

	No. of poles	Cat.-No.	Qty.p.pck.
Standard colour(s)		● green (Ral 6018)	

(further colours on request, see page 5)

	2	11396.1	50
	3	11397.1	50
	4	11398.1	50
	5	11399.1	50
	6	11400.1	50
	7	11401.1	50
	8	11402.1	50
	9	11403.1	50
	10	11404.1	50
	11	11405.1	50
	12	11406.1	50
	13	11407.1	50
	14	11408.1	50
	15	11409.1	50
	16	11410.1	50

Strain-relief-clamp

3,81

7,00

-

1,50

1,00

1,00



300 V

8 A

28-16

-

-

-



160 V

9 A (T60)

1,50

4,00 kV

0,4 Nm/M2

3

Strain-relief-clamp

3,81

7,00

-

1,50

1,00

1,00



300 V

8 A

28-16

-

-

-



160 V

9 A (T60)

1,50

4,00 kV

0,25 Nm/M2

3

PA 6.6 V0 / UL 94 V0

-30°C / +105°C

CuZn

-

-

-

-

-

CuSn

Order information

	No. of poles	Cat.-No.	Qty.p.pck.
Standard colour(s)		● green (Ral 6018)	

	2	13734.1	50
	3	13735.1	50
	4	13736.1	50
	5	13737.1	50
	6	13738.1	50
	7	13739.1	50
	8	13740.1	50
	9	13741.1	50
	10	13742.1	50
	11	13743.1	50
	12	13744.1	50
	13	13745.1	50
	14	13746.1	50
	15	13747.1	50
	16	13748.1	50


Accessories

Marking	Page 126 - 129
Coding	Page 124 - 125

Marking	Page 126 - 129
Coding	Page 124 - 125

P.C. board plug-in connectors

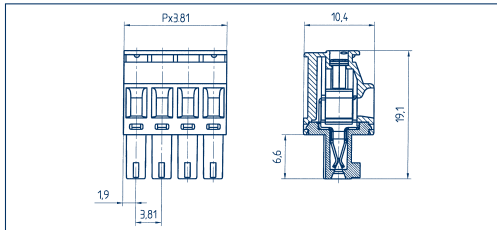
Connector



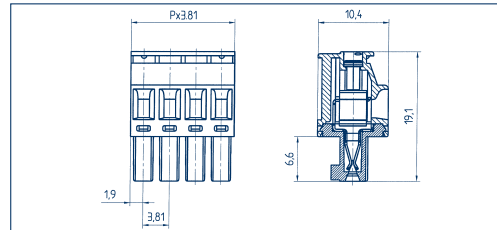
3,81 mm

Drawings

PKBZ 1551/... /3,81



PKBZ 1552/... /3,81



Connection principle

Dimensions

Spacing mm	3,81
Insulation stripping length mm	7,00
PCB hole diameter mm	-

Connection data

Single wire (solid) mm ²	1,50
Stranded wire (flexible) mm ²	1,00
Stranded wire (with ferrules) mm ²	1,00

Output information

Rated voltage V	300 V	160 V
Rated current A	8 A	9 A (T60)
Cross section max. AWG/mm ²	28-16	1,50
Rated surge voltage	-	4,00 kV
Rated torque/Screw size	-	0,4 Nm/M2
Contamination degree	-	3

Materials

Insulating material/Flammability class	PA 6.6 V0 / UL 94 V0
Temperature Range	-30°C / +105°C
Clamping part	CuZn
Clamping cage/Eccentric	-
Contact pin	-
Cage tension spring	-
Wire protection	-
Soldering lug	-
Contact Spring	CuSn

Order information

Standard colour(s)
(further colours on request, see page 5)

Strain-relief-clamp

Spacing mm	3,81
Insulation stripping length mm	7,00
PCB hole diameter mm	-
Single wire (solid) mm ²	1,50
Stranded wire (flexible) mm ²	1,00
Stranded wire (with ferrules) mm ²	1,00

Rated voltage V	300 V	160 V
Rated current A	8 A	9 A (T60)
Cross section max. AWG/mm ²	28-16	1,50
Rated surge voltage	-	4,00 kV
Rated torque/Screw size	-	0,4 Nm/M2
Contamination degree	-	3

Insulating material/Flammability class	PA 6.6 V0 / UL 94 V0
Temperature Range	-30°C / +105°C
Clamping part	CuZn
Clamping cage/Eccentric	-
Contact pin	-
Cage tension spring	-
Wire protection	-
Soldering lug	-
Contact Spring	CuSn

No. of poles	Cat.-No.	Qty.p.pck.
	●	
	green	
	(Ral 6018)	

2	13039.1	50
3	13040.1	50
4	13041.1	50
5	13042.1	50
6	13043.1	50
7	13044.1	50
8	13045.1	50
9	13046.1	50
10	13047.1	50
11	13048.1	50
12	13049.1	50
13	13050.1	50
14	13051.1	50
15	13052.1	50
16	13053.1	50
17	13054.1	50
18	13055.1	50
19	13056.1	50
20	13057.1	50

Strain-relief-clamp

Spacing mm	3,81
Insulation stripping length mm	7,00
PCB hole diameter mm	-
Single wire (solid) mm ²	1,50
Stranded wire (flexible) mm ²	1,00
Stranded wire (with ferrules) mm ²	1,00

Rated voltage V	300 V	160 V
Rated current A	8 A	9 A (T60)
Cross section max. AWG/mm ²	28-12	1,50
Rated surge voltage	-	4,00 kV
Rated torque/Screw size	-	0,4 Nm/M2
Contamination degree	-	3

Insulating material/Flammability class	PA 6.6 V0 / UL 94 V0
Temperature Range	-30°C / +105°C
Clamping part	CuZn
Clamping cage/Eccentric	-
Contact pin	-
Cage tension spring	-
Wire protection	-
Soldering lug	-
Contact Spring	CuSn

No. of poles	Cat.-No.	Qty.p.pck.
	●	
	green	
	(Ral 6018)	

2	13062.1	50
3	13063.1	50
4	13064.1	50
5	13065.1	50
6	13066.1	50
7	13067.1	50
8	13068.1	50
9	13069.1	50
10	13070.1	50
11	13071.1	50
12	13072.1	50
13	13073.1	50
14	13074.1	50
15	13075.1	50
16	13076.1	50
17	13077.1	50
18	13078.1	50
19	13079.1	50
20	13080.1	50

Accessories

Marking	Page 126 - 129
Coding	Page 124 - 125

Marking	Page 126 - 129
Coding	Page 124 - 125

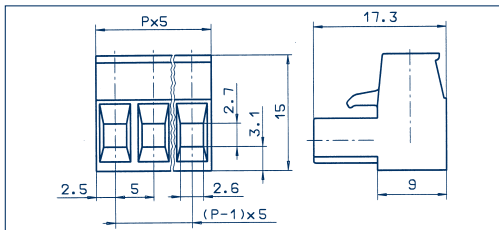
P.C. board plug-in connectors

Connector

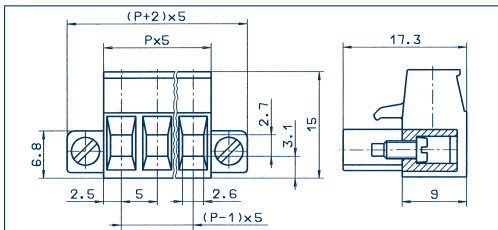


5,00 mm

PKB 950/... /5,00



PKB 950/... /5,00-F



Drawings

Connection principle

Dimensions

Spacing mm	5,00
Insulation stripping length mm	6,00
PCB hole diameter mm	-

Connection data

Single wire (solid) mm ²	2,50
Stranded wire (flexible) mm ²	2,50
Stranded wire (with ferrules) mm ²	2,50

Output information

Rated voltage V	300 V	250 V
Rated current A	15 A	12 A (T60)
Cross section max. AWG/mm ²	22-12	2,50
Rated surge voltage	-	4,00 kV
Rated torque/Screw size	-	0,50 Nm/M3
Contamination degree	-	3

Materials

Insulating material/Flammability class	PA 6.6 V0 / UL 94 V0
Temperature Range	-30°C / +105°C
Clamping part	CuZn
Clamping cage/Eccentric	-
Contact pin	-
Cage tension spring	-
Wire protection	-
Soldering lug	-
Contact Spring	CuSn

Order information

Standard colour(s)
(further colours on request, see page 5)

Strain-relief-clamp

Spacing mm	5,00	
Insulation stripping length mm	6,00	
PCB hole diameter mm	-	
Single wire (solid) mm ²	2,50	
Stranded wire (flexible) mm ²	2,50	
Stranded wire (with ferrules) mm ²	2,50	
Rated voltage V	300 V	250 V
Rated current A	15 A	12 A (T60)
Cross section max. AWG/mm ²	22-12	2,50
Rated surge voltage	-	4,00 kV
Rated torque/Screw size	-	0,50 Nm/M3
Contamination degree	-	3

Insulating material/Flammability class	PA 6.6 V0 / UL 94 V0
Temperature Range	-30°C / +105°C
Clamping part	CuZn
Clamping cage/Eccentric	-
Contact pin	-
Cage tension spring	-
Wire protection	-
Soldering lug	-
Contact Spring	CuSn

No. of poles	Cat.-No.	Qty.p.pck.
	●	
	green	
	(Ral 6018)	

Strain-relief-clamp

Spacing mm	5,00	
Insulation stripping length mm	6,00	
PCB hole diameter mm	-	
Single wire (solid) mm ²	2,50	
Stranded wire (flexible) mm ²	2,50	
Stranded wire (with ferrules) mm ²	2,50	
Rated voltage V	300 V	250 V
Rated current A	15 A	12 A (T60)
Cross section max. AWG/mm ²	28-14	2,50
Rated surge voltage	-	4,00 kV
Rated torque/Screw size	-	0,50 Nm/M3
Contamination degree	-	3

Insulating material/Flammability class	PA 6.6 V0 / UL 94 V0
Temperature Range	-30°C / +105°C
Clamping part	CuZn
Clamping cage/Eccentric	-
Contact pin	-
Cage tension spring	-
Wire protection	-
Soldering lug	-
Contact Spring	CuSn

No. of poles	Cat.-No.	Qty.p.pck.
	●	
	green	
	(Ral 6018)	

No. of poles	Cat.-No.	Qty.p.pck.	No. of poles	Cat.-No.	Qty.p.pck.
	●			●	
	green			green	
	(Ral 6018)			(Ral 6018)	
2	11207.1	50	2	11268.1	50
3	11208.1	50	3	11269.1	50
4	11209.1	50	4	11270.1	50
5	11210.1	50	5	11271.1	50
6	11211.1	50	6	11272.1	50
7	11212.1	50	7	11273.1	50
8	11213.1	50	8	11274.1	50
9	11214.1	50	9	11275.1	50
10	11215.1	50	10	11276.1	50
11	11216.1	50	11	13226.1	50
12	11217.1	50	12	13227.1	50
13	11218.1	50	13	13228.1	50
14	11219.1	50	14	13229.1	50
15	11220.1	50	15	13230.1	50
16	11221.1	50	16	13231.1	50
17	11222.1	50	17	13232.1	50
18	11223.1	50	18	13233.1	50
19	11224.1	50	19	13234.1	50
20	11225.1	50	20	13235.1	50
21	11226.1	50	21	13236.1	50
22	11227.1	50	22	13237.1	50
23	11228.1	50	23	13238.1	50
24	11229.1	50	24	13239.1	50


Accessories

Marking	Page 126 - 129
Coding	Page 124 - 125

Marking	Page 126 - 129
Coding	Page 124 - 125

P.C. board plug-in connectors

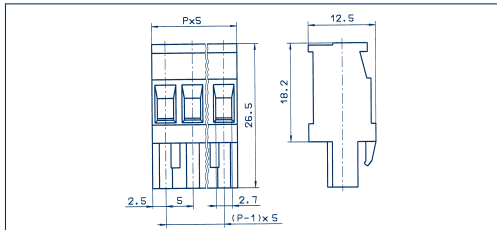
Connector



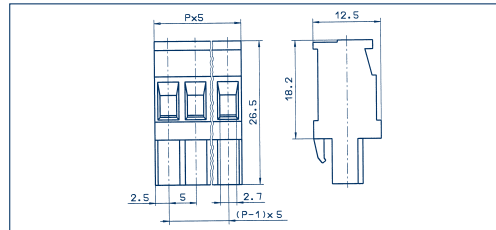
5,00 mm

Drawings

PKB 1100/... /5,00



PKB 1110/... /5,00



Connection principle

Dimensions

Spacing mm	5,00
Insulation stripping length mm	7,00
PCB hole diameter mm	-

Connection data

Single wire (solid) mm ²	2,50
Stranded wire (flexible) mm ²	2,50
Stranded wire (with ferrules) mm ²	2,50

Output information

Rated voltage V	300 V	250 V
Rated current A	15 A	12 A (T60)
Cross section max. AWG/mm ²	22-10	2,50
Rated surge voltage	-	4,00 kV
Rated torque/Screw size	-	0,50 Nm/M3
Contamination degree	-	3

Materials

Insulating material/Flammability class	PA 6.6 V0 / UL 94 V0
Temperature Range	-30°C / +105°C
Clamping part	CuZn
Clamping cage/Eccentric	-
Contact pin	-
Cage tension spring	-
Wire protection	-
Soldering lug	-
Contact Spring	CuSn

Order information

Standard colour(s)
(further colours on request, see page 5)

No. of poles	Cat.-No.	Qty.p.pck.
	● green (Ral 6018)	
2	11286.1	50
3	11287.1	50
4	11288.1	50
5	11289.1	50
6	11290.1	50
7	11291.1	50
8	11292.1	50
9	11293.1	50
10	11294.1	50
11	11295.1	50
12	11296.1	50
13	11297.1	50
14	11298.1	50
15	11299.1	50
16	11300.1	50
17	11301.1	50
18	11302.1	50
19	11303.1	50
20	11304.1	50

Strain-relief-clip

Strain-relief-clip

Spacing mm	5,00
Insulation stripping length mm	7,00
PCB hole diameter mm	-
Single wire (solid) mm ²	2,50
Stranded wire (flexible) mm ²	2,50
Stranded wire (with ferrules) mm ²	2,50

Rated voltage V	300 V	250 V
Rated current A	15 A	12 A (T60)
Cross section max. AWG/mm ²	22-10	2,50
Rated surge voltage	-	4,00 kV
Rated torque/Screw size	-	0,50 Nm/M3
Contamination degree	-	3

Insulating material/Flammability class	PA 6.6 V0 / UL 94 V0
Temperature Range	-30°C / +105°C
Clamping part	CuZn
Clamping cage/Eccentric	-
Contact pin	-
Cage tension spring	-
Wire protection	-
Soldering lug	-
Contact Spring	CuSn

No. of poles	Cat.-No.	Qty.p.pck.
	● green (Ral 6018)	
2	11320.1	50
3	11321.1	50
4	11322.1	50
5	11323.1	50
6	11324.1	50
7	11325.1	50
8	11326.1	50
9	11327.1	50
10	11328.1	50
11	11329.1	50
12	11330.1	50
13	11331.1	50
14	11332.1	50
15	11333.1	50
16	11334.1	50
17	11335.1	50
18	11336.1	50
19	11337.1	50
20	11338.1	50


Accessories

Marking	Page 126 - 129
Coding	Page 124 - 125

Marking	Page 126 - 129
Coding	Page 124 - 125

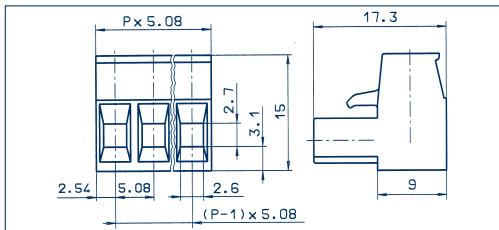
P.C. board plug-in connectors

Connector

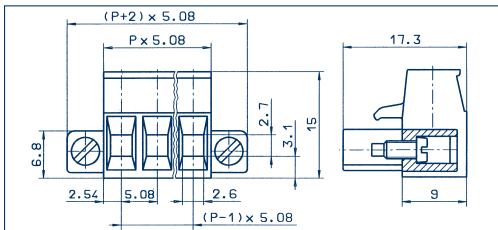


5,08 mm

PKB 950/... /5,08



PKB 950/... /5,08-F



Drawings

Connection principle

Dimensions

Spacing mm	5,08
Insulation stripping length mm	6,00
PCB hole diameter mm	-

Connection data

Single wire (solid) mm ²	2,50
Stranded wire (flexible) mm ²	2,50
Stranded wire (with ferrules) mm ²	2,50

Output information

Rated voltage V	300 V	250 V
Rated current A	15 A	12 A (T60)
Cross section max. AWG/mm ²	22-12	2,50
Rated surge voltage	-	4,00 kV
Rated torque/Screw size	-	0,50 Nm/M3
Contamination degree	-	3

Materials

Insulating material/Flammability class	PA 6.6 V0 / UL 94 V0
Temperature Range	-30°C / +105°C
Clamping part	CuZn
Clamping cage/Eccentric	-
Contact pin	-
Cage tension spring	-
Wire protection	-
Soldering lug	-
Contact Spring	CuSn

Order information

Standard colour(s)
(further colours on request, see page 5)

Strain-relief-clamp

Rated voltage V	300 V	250 V
Rated current A	15 A	12 A (T60)
Cross section max. AWG/mm ²	22-12	2,50
Rated surge voltage	-	4,00 kV
Rated torque/Screw size	-	0,50 Nm/M3
Contamination degree	-	3

Insulating material/Flammability class	PA 6.6 V0 / UL 94 V0
Temperature Range	-30°C / +105°C
Clamping part	CuZn
Clamping cage/Eccentric	-
Contact pin	-
Cage tension spring	-
Wire protection	-
Soldering lug	-
Contact Spring	CuSn

No. of poles	Cat.-No.	Qty.p.pck.
--------------	----------	------------

	●	
	green	
	(Ral 6018)	
2	11230.1	50
3	11231.1	50
4	11232.1	50
5	11233.1	50
6	11234.1	50
7	11235.1	50
8	11236.1	50
9	11237.1	50
10	11238.1	50
11	11239.1	50
12	11240.1	50
13	11241.1	50
14	11242.1	50
15	11243.1	50
16	11244.1	50
17	11245.1	50
18	11246.1	50
19	11247.1	50
20	11248.1	50
21	11249.1	50
22	11250.1	50
23	11251.1	50
24	11252.1	50

Strain-relief-clamp

Rated voltage V	300 V	250 V
Rated current A	15 A	12 A (T60)
Cross section max. AWG/mm ²	28-14	2,50
Rated surge voltage	-	4,00 kV
Rated torque/Screw size	-	0,50 Nm/M3
Contamination degree	-	3

Insulating material/Flammability class	PA 6.6 V0 / UL 94 V0
Temperature Range	-30°C / +105°C
Clamping part	CuZn
Clamping cage/Eccentric	-
Contact pin	-
Cage tension spring	-
Wire protection	-
Soldering lug	-
Contact Spring	CuSn

No. of poles	Cat.-No.	Qty.p.pck.
--------------	----------	------------

	●	
	green	
	(Ral 6018)	
2	11277.1	50
3	11278.1	50
4	11279.1	50
5	11280.1	50
6	11281.1	50
7	11282.1	50
8	11283.1	50
9	11284.1	50
10	11285.1	50
11	13212.1	50
12	13213.1	50
13	13214.1	50
14	13215.1	50
15	13216.1	50
16	13217.1	50
17	13218.1	50
18	13219.1	50
19	13220.1	50
20	13221.1	50
21	13222.1	50
22	13223.1	50
23	13707.1	50
24	13708.1	50


Accessories

Marking	Page 126 - 129
Coding	Page 124 - 125

Marking	Page 126 - 129
Coding	Page 124 - 125

P.C. board plug-in connectors

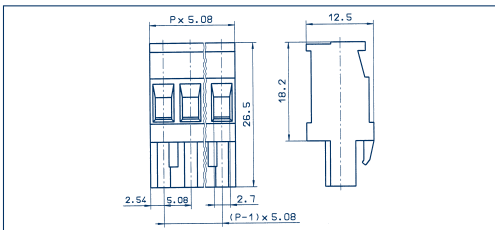
Connector



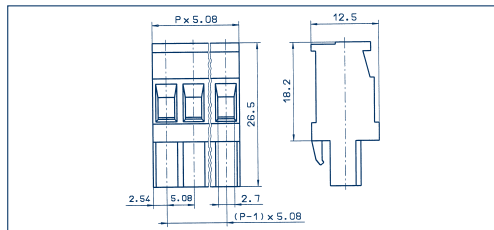
5,08 mm

Drawings

PKB 1100/... /5,08



PKB 1110/... /5,08



Connection principle

Dimensions

Spacing mm	5,08
Insulation stripping length mm	7,00
PCB hole diameter mm	-

Connection data

Single wire (solid) mm ²	2,50
Stranded wire (flexible) mm ²	2,50
Stranded wire (with ferrules) mm ²	2,50

Output information

Rated voltage V	300 V	250 V
Rated current A	15 A	12 A (T60)
Cross section max. AWG/mm ²	22-10	2,50
Rated surge voltage	-	4,00 kV
Rated torque/Screw size	-	0,50 Nm/M3
Contamination degree	-	3

Materials

Insulating material/Flammability class	PA 6.6 V0 / UL 94 V0
Temperature Range	-30°C / +105°C
Clamping part	CuZn
Clamping cage/Eccentric	-
Contact pin	-
Cage tension spring	-
Wire protection	-
Soldering lug	-
Contact Spring	CuSn

Order information

Standard colour(s)
(further colours on request, see page 5)

		●	
		green	
		(Ral 6018)	
	2	11305.1	50
	3	11306.1	50
	4	11307.1	50
	5	11308.1	50
	6	11309.1	50
	7	11310.1	50
	8	11311.1	50
	9	11312.1	50
	10	11313.1	50
	11	11314.1	50
	12	11315.1	50
	13	11316.1	50
	14	11317.1	50
	15	11318.1	50
	16	11319.1	50

Strain-relief-clamp

Strain-relief-clamp

		●	
		green	
		(Ral 6018)	
	2	11305.1	50
	3	11306.1	50
	4	11307.1	50
	5	11308.1	50
	6	11309.1	50
	7	11310.1	50
	8	11311.1	50
	9	11312.1	50
	10	11313.1	50
	11	11314.1	50
	12	11315.1	50
	13	11316.1	50
	14	11317.1	50
	15	11318.1	50
	16	11319.1	50

		●	
		green	
		(Ral 6018)	
	2	11339.1	50
	3	11340.1	50
	4	11341.1	50
	5	11342.1	50
	6	11343.1	50
	7	11344.1	50
	8	11345.1	50
	9	11346.1	50
	10	11347.1	50
	11	11348.1	50
	12	11349.1	50
	13	11350.1	50
	14	11351.1	50
	15	11352.1	50
	16	11353.1	50

Accessories

Marking	Page 126 - 129
Coding	Page 124 - 125

Marking	Page 126 - 129
Coding	Page 124 - 125

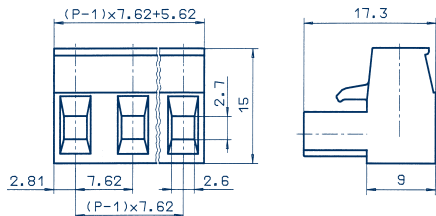
P.C. board plug-in connectors

Connector



7,62 mm

PKB 960/... /7,62



Drawings

Connection principle

Dimensions

Spacing mm	7,62
Insulation stripping length mm	6,00
PCB hole diameter mm	-

Connection data

Single wire (solid) mm ²	2,50
Stranded wire (flexible) mm ²	2,50
Stranded wire (with ferrules) mm ²	2,50

Output information

Rated voltage V	300 V	400 V
Rated current A	15 A	12 A (T60)
Cross section max. AWG/mm ²	28-12	2,50
Rated surge voltage	-	6,00 kV
Rated torque/Screw size	-	0,50 Nm/M3
Contamination degree	-	3

Materials

Insulating material/Flammability class	PA 6.6 V0 / UL 94 V0
Temperature Range	-30°C / +105°C
Clamping part	CuZn
Clamping cage/Eccentric	-
Contact pin	-
Cage tension spring	-
Wire protection	-
Soldering lug	-
Contact Spring	CuSn

Order information

	No. of poles	Cat.-No.	Qty.p.pck.
Standard colour(s)		● green (Ral 6018)	
(further colours on request, see page 5)			
	2	11253.1	50
	3	11254.1	50
	4	11255.1	50
	5	11256.1	50
	6	11257.1	50
	7	11258.1	50
	8	11259.1	50
	9	11260.1	50
	10	11261.1	50
	11	11262.1	50
	12	11263.1	50
	13	11264.1	50
	14	11265.1	50
	15	11266.1	50
	16	11267.1	50

Accessories

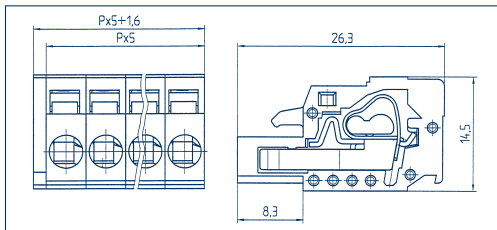
Marking	Page 126 - 129
Coding	Page 124 - 125

P.C. board plug-in connectors

Connector



PZB 3950/... /5,00



Drawings

Connection principle

Dimensions

Spacing mm
Insulation stripping length mm
PCB hole diameter mm

Connection data

Single wire (solid) mm²
Stranded wire (flexible) mm²
Stranded wire (with ferrules) mm²

Output information

Rated voltage V
Rated current A
Cross section max. AWG/mm²
Rated surge voltage
Rated torque/Screw size
Contamination degree

Materials

Insulating material/Flammability class
Temperature Range
Clamping part
Clamping cage/Eccentric
Contact pin
Cage tension spring
Wire protection
Soldering lug
Contact Spring

Order information

Standard colour(s)
(further colours on request, see page 5)

Strain-relief-clamp

5,00
8,50
-
2,50
2,50
1,50



300 V
15 A
28-12
-
-
-



250 V
12 A (T60)
2,50
4,00 kV
-
3

PA 6.6 V0 / UL 94 V0
-30 °C / +105 °C

stainless steel

CuSn


No. of poles	Cat.-No.	Qty.p.pck.
	● green (Ral 6018)	
2	11412.1	50
3	11413.1	50
4	11414.1	50
5	11415.1	50
6	11416.1	50
7	11417.1	50
8	11418.1	50
9	11419.1	50
10	11420.1	50
11	11421.1	50
12	11422.1	50
13	11423.1	50
14	11424.1	50
15	11425.1	50
16	11426.1	50
17	11427.1	50
18	11428.1	50
19	11429.1	50
20	11430.1	50
21	11431.1	50
22	11432.1	50
23	11433.1	50
24	11434.1	50

Accessories

Marking Page 126 - 129
Coding Page 124 - 125

P.C. board plug-in connectors

Connector

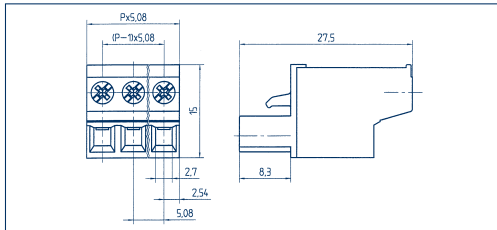


5,08 mm

PBT 1200/... /5,08



Drawings



Connection principle

Dimensions

Spacing mm
Insulation stripping length mm
PCB hole diameter mm

Connection data

Single wire (solid) mm²
Stranded wire (flexible) mm²
Stranded wire (with ferrules) mm²

Output information

Rated voltage V
Rated current A
Cross section max. AWG/mm²
Rated surge voltage
Rated torque/Screw size
Contamination degree

Materials

Insulating material/Flammability class
Temperature Range
Clamping part
Clamping cage/Eccentric
Contact pin
Cage tension spring
Wire protection
Soldering lug
Contact Spring

Order information

Standard colour(s)
(further colours on request, see page 5)

Eccentric-top

5,08
10,00
-
2,50
2,50
2,50



300 V

15 A

22-12

-

-

-



250 V

12 A (T60)

2,50

4,00 kV

0,50 Nm/M3

3

PA 6.6 V0 / UL 94 V0
-30°C / +105°C

-
Fe/Fe
-
-
-
-
CuSn


No. of poles	Cat.-No.	Qty.p.pck.
	●	
	green	
	(Ral 6018)	
2	11354.1	50
3	11355.1	50
4	11356.1	50
5	11357.1	50
6	11358.1	50
7	11359.1	50
8	11360.1	50
9	11361.1	50
10	11362.1	50
11	11363.1	50
12	11364.1	50
13	11365.1	50
14	11366.1	50
15	11367.1	50
16	11368.1	50
17	11369.1	50
18	11370.1	50
19	11371.1	50
20	11372.1	50
21	11373.1	50
22	11374.1	50
23	11375.1	50
24	11376.1	50

Accessories

Marking Page 126 - 129
Coding Page 124 - 125

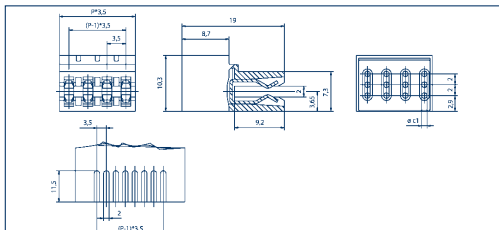

P.C. board plug-in connectors

Connector

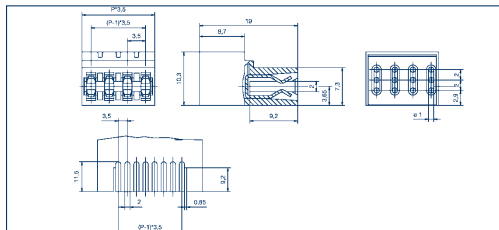



3,50 mm

PKB 4350/... /3,50



PKB 4350/... /3,50-G



Drawings

Connection principle

Dimensions

Spacing mm
Insulation stripping length mm
PCB hole diameter mm

Connection data

Single wire (solid) mm²
Stranded wire (flexible) mm²
Stranded wire (with ferrules) mm²

Output information

Rated voltage V
Rated current A
Cross section max. AWG/mm²
Rated surge voltage
Rated torque/Screw size
Contamination degree

Materials

Insulating material/Flammability class
Temperature Range
Clamping part
Clamping cage/Eccentric
Contact pin
Cage tension spring
Wire protection
Soldering lug
Contact Spring

Order information

Standard colour(s)
(further colours on request, see page 5)

Leg-spring

3,50
8,50
-



150 V
5 A
22-20
-



160 V
6 A (T60)
0,50
2,50 kV
-

Leg-spring

3,50
8,50
-

150 V
5 A
22-20
-

160 V
6 A (T60)
0,50
2,50 kV
-

PA 6.6 V0 / UL 94 V0
-30°C / +105°C

PA 6.6 V0 / UL 94 V0
-30°C / +105°C

stainless steel

stainless steel

Cu

Cu

No. of poles

Cat.-No.

Qty.p.pck.

	●	
	green	
	(Ral 6018)	
2	13957.1	50
3	13958.1	50
4	13959.1	50
5	13960.1	50
6	13961.1	50
7	13962.1	50
8	13963.1	50
9	13964.1	50
10	13965.1	50
11	13966.1	50
12	13967.1	50

No. of poles

Cat.-No.

Qty.p.pck.

	●	
	green	
	(Ral 6018)	
2	13968.1	50
3	13969.1	50
4	13970.1	50
5	13971.1	50
6	13972.1	50
7	13973.1	50
8	13974.1	50
9	13975.1	50
10	13976.1	50
11	13977.1	50
12	13978.1	50

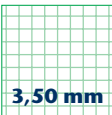
Accessories

Marking Page 126 - 129
Coding Page 124 - 125

Page 126 - 129
Page 124 - 125

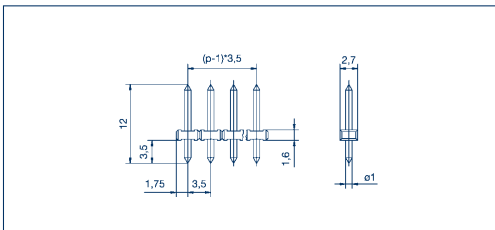

P.C. board plug-in connectors

Header

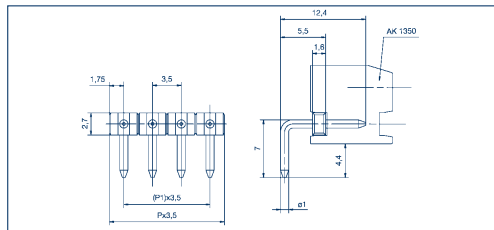


Drawings

STL 1350/... /3,50-V vertical



STL 1350/... /3,50-H horizontal



Connection principle

Dimensions

Spacing mm	3,50
Insulation stripping length mm	—
PCB hole diameter mm	1,30

Connection data

Single wire (solid) mm ²	—
Stranded wire (flexible) mm ²	—
Stranded wire (with ferrules) mm ²	—

Rating

Rated voltage V	150 V
Rated current A	9 A
Cross section max. AWG/mm ²	—
Rated surge voltage	—
Rated torque/Screw size	—
Contamination degree	—

Materials

Insulating material/Flammability class	PA 6.6 V0 / UL 94 V0
Temperature Range	-30°C / +105°C
Clamping part	—
Clamping cage/Eccentric	—
Contact pin	CuZn
Cage tension spring	—
Wire protection	—
Soldering lug	—
Contact Spring	—

Order information

Standard colour(s)	● black
(further colours on request, see page 5)	

No. of poles	Cat.-No.	Qty.p.pck.
	● black	
	(Ral 9011)	
2	13911.4	50
3	13912.4	50
4	13913.4	50
5	13914.4	50
6	13915.4	50
7	13916.4	50
8	13917.4	50
9	13918.4	50
10	13919.4	50
11	13920.4	50
12	13921.4	50
13	13922.4	50
14	13923.4	50
15	13924.4	50
16	13925.4	50
17	13926.4	50
18	13927.4	50
19	13928.4	50
20	13929.4	50
21	13930.4	50
22	13931.4	50
23	13932.4	50
24	13933.4	50

Dimensions

Spacing mm	3,50
Insulation stripping length mm	—
PCB hole diameter mm	1,30

Connection data

Single wire (solid) mm ²	—
Stranded wire (flexible) mm ²	—
Stranded wire (with ferrules) mm ²	—

Rating

Rated voltage V	150 V
Rated current A	9 A
Cross section max. AWG/mm ²	—
Rated surge voltage	—
Rated torque/Screw size	—
Contamination degree	—

Materials

Insulating material/Flammability class	PA 6.6 V0 / UL 94 V0
Temperature Range	-30°C / +105°C
Clamping part	—
Clamping cage/Eccentric	—
Contact pin	CuZn
Cage tension spring	—
Wire protection	—
Soldering lug	—
Contact Spring	—

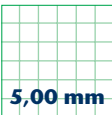
Order information

Standard colour(s)	● black
(further colours on request, see page 5)	

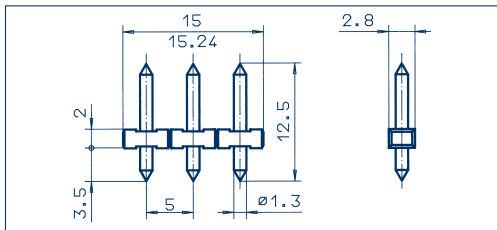

No. of poles	Cat.-No.	Qty.p.pck.
	● black	
	(Ral 9011)	
2	13934.4	50
3	13935.4	50
4	13936.4	50
5	13937.4	50
6	13938.4	50
7	13939.4	50
8	13940.4	50
9	13941.4	50
10	13942.4	50
11	13943.4	50
12	13944.4	50
13	13945.4	50
14	13946.4	50
15	13947.4	50
16	13948.4	50
17	13949.4	50
18	13950.4	50
19	13951.4	50
20	13952.4	50
21	13953.4	50
22	13954.4	50
23	13955.4	50
24	13956.4	50

P.C. board plug-in connectors

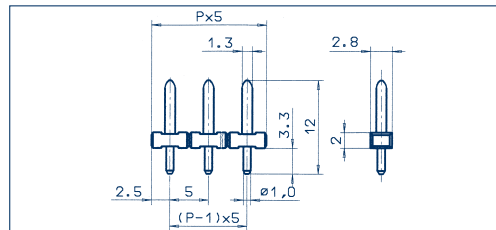

Header



STL 130/... /5,00-V vertical



STL 132/... /5,00-V vertical



Drawings

Connection principle

Dimensions

Spacing mm	5,00
Insulation stripping length mm	-
PCB hole diameter mm	1,50

Connection data

Single wire (solid) mm ²	-
Stranded wire (flexible) mm ²	-
Stranded wire (with ferrules) mm ²	-

Rating

Rated voltage V	300 V
Rated current A	10 A
Cross section max. AWG/mm ²	-
Rated surge voltage	4,00 kV
Rated torque/Screw size	-
Contamination degree	3

Materials

Insulating material/Flammability class	PA 6.6 V0 / UL 94 V0
Temperature Range	-30°C / +105°C
Clamping part	-
Clamping cage/Eccentric	-
Contact pin	CuZn
Cage tension spring	-
Wire protection	-
Soldering lug	-
Contact Spring	-

Order information


Standard colour(s)	● black
(further colours on request, see page 5)	

No. of poles	Cat.-No.	Qty.p.pck.
	● black	
	(Ral 9011)	
2	11435.4	50
3	11436.4	50
4	11437.4	50
5	11438.4	50
6	11439.4	50
7	11440.4	50
8	11441.4	50
9	11442.4	50
10	11443.4	50
11	11444.4	50
12	11445.4	50
13	11446.4	50
14	11447.4	50
15	11448.4	50
16	11449.4	50
17	11450.4	50
18	11451.4	50
19	11452.4	50
20	11453.4	50
21	11454.4	50
22	11455.4	50
23	11456.4	50
24	11457.4	50


No. of poles	Cat.-No.	Qty.p.pck.
	● black	
	(Ral 9011)	
2	11469.4	50
3	11470.4	50
4	11471.4	50
5	11472.4	50
6	11473.4	50
7	11474.4	50
8	11475.4	50
9	11476.4	50
10	11477.4	50
11	11478.4	50
12	11479.4	50
13	11480.4	50
14	11481.4	50
15	11482.4	50
16	11483.4	50
17	11484.4	50
18	11485.4	50
19	11486.4	50
20	11487.4	50
21	11488.4	50
22	11489.4	50
23	11490.4	50
24	11491.4	50

P.C. board plug-in connectors

Header



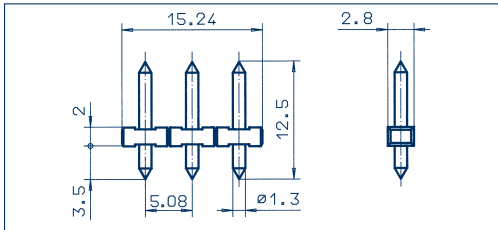
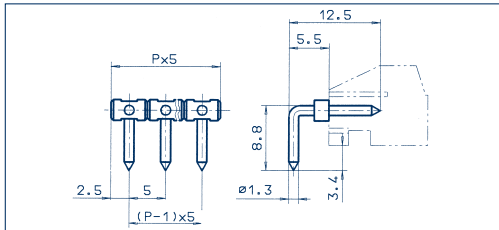
STL 140/... /5,00-H horizontal



STL 130/... /5,08-V vertical



Drawings



Connection principle

Dimensions

Spacing mm	5,00
Insulation stripping length mm	-
PCB hole diameter mm	1,50

Connection data

Single wire (solid) mm ²	-
Stranded wire (flexible) mm ²	-
Stranded wire (with ferrules) mm ²	-

Rating

Rated voltage V	300 V	250 V
Rated current A	10 A	10 A (T55)
Cross section max. AWG/mm ²	-	-
Rated surge voltage	-	4,00 kV
Rated torque/Screw size	-	-
Contamination degree	-	3

Materials

Insulating material/Flammability class	PA 6.6 V0 / UL 94 V0
Temperature Range	-30°C / +105°C
Clamping part	-
Clamping cage/Eccentric	-
Contact pin	CuZn
Cage tension spring	-
Wire protection	-
Soldering lug	-
Contact Spring	-

Order information

Standard colour(s)

(further colours on request, see page 5)

Connection principle

Dimensions

Spacing mm	5,08
Insulation stripping length mm	-
PCB hole diameter mm	1,50

Connection data

Single wire (solid) mm ²	-
Stranded wire (flexible) mm ²	-
Stranded wire (with ferrules) mm ²	-

Rating

Rated voltage V	300 V	250 V
Rated current A	10 A	10 A (T55)
Cross section max. AWG/mm ²	-	-
Rated surge voltage	-	4,00 kV
Rated torque/Screw size	-	-
Contamination degree	-	3

Materials

Insulating material/Flammability class	PA 6.6 V0 / UL 94 V0
Temperature Range	-30°C / +105°C
Clamping part	-
Clamping cage/Eccentric	-
Contact pin	CuZn
Cage tension spring	-
Wire protection	-
Soldering lug	-
Contact Spring	-

Order information


Standard colour(s)

(further colours on request, see page 5)


No. of poles	Cat.-No.	Qty.p.pck.	No. of poles	Cat.-No.	Qty.p.pck.
	●			●	
	black			black	
	(Ral 9011)			(Ral 9011)	
2	11492.4	50	2	13650.4	50
3	11493.4	50	3	13651.4	50
4	11494.4	50	4	13652.4	50
5	11495.4	50	5	13653.4	50
6	11496.4	50	6	13654.4	50
7	11497.4	50	7	13655.4	50
8	11498.4	50	8	13656.4	50
9	11499.4	50	9	13657.4	50
10	11500.4	50	10	13658.4	50
11	11501.4	50	11	13659.4	50
12	11502.4	50	12	13660.4	50
13	11503.4	50	13	13661.4	50
14	11504.4	50	14	13662.4	50
15	11505.4	50	15	13663.4	50
16	11506.4	50	16	13664.4	50
17	11507.4	50	17	13665.4	50
18	11508.4	50	18	13666.4	50
19	11509.4	50	19	13667.4	50
20	11510.4	50	20	13668.4	50
21	11511.4	50	21	13669.4	50
22	11512.4	50	22	13670.4	50
23	11513.4	50	23	13671.4	50
24	11514.4	50	24	13672.4	50

P.C. board plug-in connectors

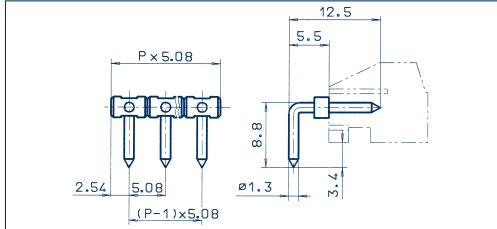
Header



STL 140/... /5,08-H horizontal



Drawings



Connection principle

Dimensions

Spacing mm	5,08
Insulation stripping length mm	-
PCB hole diameter mm	1,50

Connection data

Single wire (solid) mm ²	-
Stranded wire (flexible) mm ²	-
Stranded wire (with ferrules) mm ²	-

Rating

Rated voltage V	300 V	250 V
Rated current A	10 A	10 A (T55)
Cross section max. AWG/mm ²	-	-
Rated surge voltage	-	4,00 kV
Rated torque/Screw size	-	-
Contamination degree	-	3

Materials

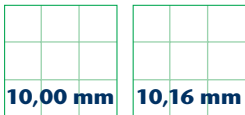
Insulating material/Flammability class	PA 6.6 V0 / UL 94 V0
Temperature Range	-30°C / +105°C
Clamping part	-
Clamping cage/Eccentric	-
Contact pin	CuZn
Cage tension spring	-
Wire protection	-
Soldering lug	-
Contact Spring	-

Order information

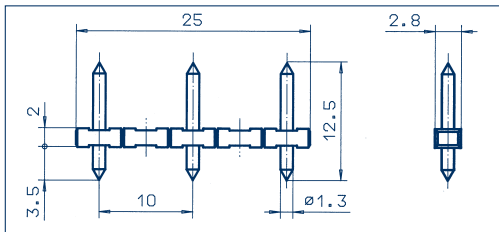

	No. of poles	Cat.-No.	Qty.p.pck.
Standard colour(s)		● black	
(further colours on request, see page 5)		(Ral 9011)	
	2	13673.4	50
	3	13674.4	50
	4	13675.4	50
	5	13676.4	50
	6	13677.4	50
	7	13678.4	50
	8	13679.4	50
	9	13680.4	50
	10	13681.4	50
	11	13682.4	50
	12	13683.4	50
	13	13684.4	50
	14	13685.4	50
	15	13686.4	50
	16	13687.4	50
	17	13688.4	50
	18	13689.4	50
	19	13690.4	50
	20	13691.4	50
	21	13692.4	50
	22	13693.4	50
	23	13694.4	50
	24	13695.4	50

P.C. board plug-in connectors

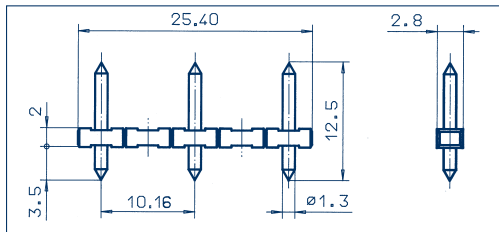
Header



STL 130/... /10,00-V vertical



STL 130/... /10,16-V vertical



Drawings

Connection principle

Dimensions

Spacing mm	10,00
Insulation stripping length mm	-
PCB hole diameter mm	1,50

Connection data

Single wire (solid) mm ²	-
Stranded wire (flexible) mm ²	-
Stranded wire (with ferrules) mm ²	-

Rating

Rated voltage V	300 V	630 V
Rated current A	10 A	10 A (T55)
Cross section max. AWG/mm ²	-	-
Rated surge voltage	-	8,00 kV
Rated torque/Screw size	-	-
Contamination degree	-	3

Materials

Insulating material/Flammability class	PA 6.6 V0 / UL 94 V0
Temperature Range	-30°C / +105°C
Clamping part	-
Clamping cage/Eccentric	-
Contact pin	CuZn
Cage tension spring	-
Wire protection	-
Soldering lug	-
Contact Spring	-

Order information

No. of poles	Cat.-No.	Qty.p.pck.
	●	
	black	
	(Ral 9011)	
2	11458.4	50
3	11459.4	50
4	11460.4	50
5	11461.4	50
6	11462.4	50
7	11463.4	50
8	11464.4	50
9	11465.4	50
10	11466.4	50
11	11467.4	50
12	11468.4	50

Dimensions

Spacing mm	10,16
Insulation stripping length mm	-
PCB hole diameter mm	1,50

Connection data

Single wire (solid) mm ²	-
Stranded wire (flexible) mm ²	-
Stranded wire (with ferrules) mm ²	-


Rated voltage V	300 V	630 V
Rated current A	10 A	10 A (T55)
Cross section max. AWG/mm ²	-	-
Rated surge voltage	-	8,00 kV
Rated torque/Screw size	-	-
Contamination degree	-	3

Insulating material/Flammability class	PA 6.6 V0 / UL 94 V0
Temperature Range	-30°C / +105°C
Clamping part	-
Clamping cage/Eccentric	-
Contact pin	CuZn
Cage tension spring	-
Wire protection	-
Soldering lug	-
Contact Spring	-

No. of poles	Cat.-No.	Qty.p.pck.
	●	
	black	
	(Ral 9011)	
2	13696.4	50
3	13697.4	50
4	13698.4	50
5	13699.4	50
6	13700.4	50
7	13701.4	50
8	13702.4	50
9	13703.4	50
10	13704.4	50
11	13705.4	50
12	13706.4	50

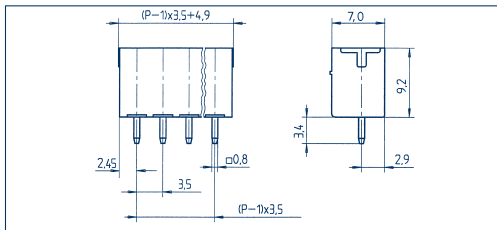

P.C. board plug-in connectors

Header

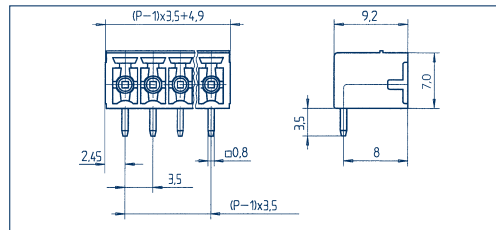



3,50 mm

STL 1550/... /3,50-V-G vertical



STL 1550/... /3,50-H-G horizontal



Drawings

Connection principle

Dimensions

Spacing mm	3,50
Insulation stripping length mm	—
PCB hole diameter mm	1,20

Connection data

Single wire (solid) mm ²	—
Stranded wire (flexible) mm ²	—
Stranded wire (with ferrules) mm ²	—

Rating

Rated voltage V	300 V
Rated current A	8 A
Cross section max. AWG/mm ²	—
Rated surge voltage	—
Rated torque/Screw size	—
Contamination degree	—

Materials

Insulating material/Flammability class	PA 6.6 V0 / UL 94 V0
Temperature Range	-30°C / +105°C
Clamping part	—
Clamping cage/Eccentric	—
Contact pin	Cu
Cage tension spring	—
Wire protection	—
Soldering lug	—
Contact Spring	—

Order information

Standard colour(s)	● green
(further colours on request, see page 5)	

No. of poles	Cat.-No.	Qty.p.pck.
	● green	
	(Ral 6018)	
2	11877.1	50
3	11878.1	50
4	11879.1	50
5	11880.1	50
6	11881.1	50
7	11882.1	50
8	11883.1	50
9	11884.1	50
10	11885.1	50
11	11886.1	50
12	11887.1	50
13	11888.1	50
14	11889.1	50
15	11890.1	50
16	11891.1	50
17	11892.1	50
18	11893.1	50
19	11894.1	50
20	11895.1	50

Dimensions

Spacing mm	3,50
Insulation stripping length mm	—
PCB hole diameter mm	1,20

Single wire (solid) mm ²	—
Stranded wire (flexible) mm ²	—
Stranded wire (with ferrules) mm ²	—

Rated voltage V	300 V
Rated current A	8 A
Cross section max. AWG/mm ²	—
Rated surge voltage	—
Rated torque/Screw size	—
Contamination degree	—

Insulating material/Flammability class	PA 6.6 V0 / UL 94 V0
Temperature Range	-30°C / +105°C
Clamping part	—
Clamping cage/Eccentric	—
Contact pin	Cu
Cage tension spring	—
Wire protection	—
Soldering lug	—
Contact Spring	—

Standard colour(s)	● green
(further colours on request, see page 5)	

No. of poles	Cat.-No.	Qty.p.pck.
	● green	
	(Ral 6018)	
2	11911.1	50
3	11912.1	50
4	11913.1	50
5	11914.1	50
6	11915.1	50
7	11916.1	50
8	11917.1	50
9	11918.1	50
10	11919.1	50
11	11920.1	50
12	11921.1	50
13	11922.1	50
14	11923.1	50
15	11924.1	50
16	11925.1	50
17	11926.1	50
18	11927.1	50
19	11928.1	50
20	11929.1	50

Accessories

Coding	Page 124 - 125
--------	----------------

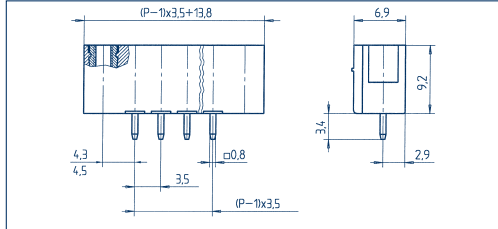

Coding	Page 124 - 125
--------	----------------

P.C. board plug-in connectors

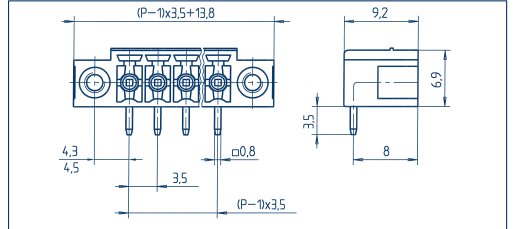

Header

3,50 mm

STL 1550/... /3,50-V-F vertical



STL 1550/... /3,50-H-F horizontal



Drawings

Connection principle

Dimensions

Spacing mm	3,50
Insulation stripping length mm	—
PCB hole diameter mm	1,20

Connection data

Single wire (solid) mm ²	—
Stranded wire (flexible) mm ²	—
Stranded wire (with ferrules) mm ²	—

Rating

Rated voltage V	300 V	160 V
Rated current A	8 A	9 A (T60)
Cross section max. AWG/mm ²	—	—
Rated surge voltage	—	4,00 kV
Rated torque/Screw size	—	—
Contamination degree	—	3

Materials

Insulating material/Flammability class	PA 6.6 V0 / UL 94 V0	PA 6.6 V0 / UL 94 V0
Temperature Range	-30°C / +105°C	-30°C / +105°C
Clamping part	—	—
Clamping cage/Eccentric	—	—
Contact pin	Cu	Cu
Cage tension spring	—	—
Wire protection	—	—
Soldering lug	—	—
Contact Spring	—	—

Order information

	No. of poles	Cat.-No.	Qty.p.pck.	No. of poles	Cat.-No.	Qty.p.pck.
Standard colour(s)		●			●	
(further colours on request, see page 5)		green			green	
		(Ral 6018)			(Ral 6018)	
	2	13753.1	50	2	13770.1	50
	3	13754.1	50	3	13771.1	50
	4	13755.1	50	4	13772.1	50
	5	13756.1	50	5	13773.1	50
	6	13757.1	50	6	13774.1	50
	7	13758.1	50	7	13775.1	50
	8	13759.1	50	8	13776.1	50
	9	13760.1	50	9	13777.1	50
	10	13761.1	50	10	13778.1	50
	11	13762.1	50	11	13779.1	50
	12	13763.1	50	12	13780.1	50
	13	13764.1	50	13	13781.1	50
	14	13765.1	50	14	13782.1	50
	15	13766.1	50	15	13783.1	50
	16	13767.1	50	16	13784.1	50
	17	13768.1	50	17	13785.1	50
	18	13769.1	50	18	13786.1	50
	19	13985.1	50	19	13987.1	50
	20	13986.1	50	20	13988.1	50

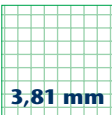
Accessories

Coding Page 124 - 125

Page 124 - 125

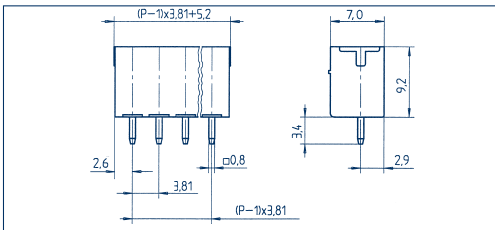

P.C. board plug-in connectors

Header

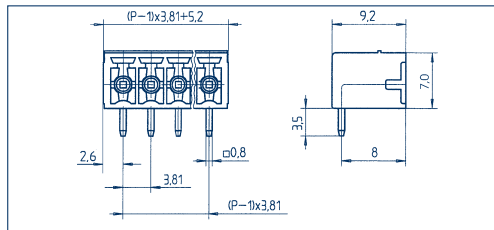



3,81 mm

STL 1550/... /3,81-V-G vertical



STL 1550/... /3,81-H-G horizontal



Drawings

Connection principle

Dimensions

Spacing mm	3,81
Insulation stripping length mm	-
PCB hole diameter mm	1,20

Connection data

Single wire (solid) mm ²	-
Stranded wire (flexible) mm ²	-
Stranded wire (with ferrules) mm ²	-

Rating

Rated voltage V	300 V
Rated current A	8 A
Cross section max. AWG/mm ²	-
Rated surge voltage	4,00 kV
Rated torque/Screw size	-
Contamination degree	3

Materials

Insulating material/Flammability class	PA 6.6 V0 / UL 94 V0
Temperature Range	-30°C / +105°C
Clamping part	-
Clamping cage/Eccentric	-
Contact pin	Cu
Cage tension spring	-
Wire protection	-
Soldering lug	-
Contact Spring	-

Order information

Standard colour(s)	● green
(further colours on request, see page 5)	

No. of poles	Cat.-No.	Qty.p.pck.
	● green	
	(Ral 6018)	
2	11896.1	50
3	11897.1	50
4	11898.1	50
5	11899.1	50
6	11900.1	50
7	11901.1	50
8	11902.1	50
9	11903.1	50
10	11904.1	50
11	11905.1	50
12	11906.1	50
13	11907.1	50
14	11908.1	50
15	11909.1	50
16	11910.1	50
17	13709.1	50
18	13710.1	50
19	13711.1	50
20	13712.1	50

Dimensions

Spacing mm	3,81
Insulation stripping length mm	-
PCB hole diameter mm	1,20

Single wire (solid) mm ²	-
Stranded wire (flexible) mm ²	-
Stranded wire (with ferrules) mm ²	-

Rated voltage V	300 V
Rated current A	8 A
Cross section max. AWG/mm ²	-
Rated surge voltage	4,00 kV
Rated torque/Screw size	-
Contamination degree	3

Insulating material/Flammability class	PA 6.6 V0 / UL 94 V0
Temperature Range	-30°C / +105°C
Clamping part	-
Clamping cage/Eccentric	-
Contact pin	Cu
Cage tension spring	-
Wire protection	-
Soldering lug	-
Contact Spring	-

No. of poles	Cat.-No.	Qty.p.pck.
	● green	
	(Ral 6018)	
2	11930.1	50
3	11931.1	50
4	11932.1	50
5	11933.1	50
6	11934.1	50
7	11935.1	50
8	11936.1	50
9	11937.1	50
10	11938.1	50
11	11939.1	50
12	11940.1	50
13	11941.1	50
14	11942.1	50
15	11943.1	50
16	11944.1	50
17	13713.1	50
18	13714.1	50
19	13715.1	50
20	13716.1	50

Accessories

Coding	Page 124 - 125
--------	----------------

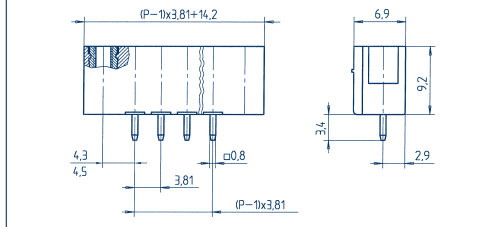
Coding	Page 124 - 125
--------	----------------

P.C. board plug-in connectors

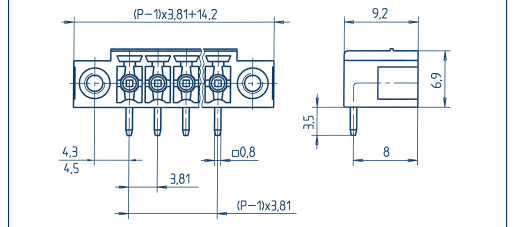

Header

3,81 mm

STL 1550/... /3,81-V-F vertical



STL 1550/... /3,81-H-F horizontal



Drawings

Connection principle

Dimensions

Spacing mm	3,81
Insulation stripping length mm	—
PCB hole diameter mm	1,20

Connection data

Single wire (solid) mm ²	—
Stranded wire (flexible) mm ²	—
Stranded wire (with ferrules) mm ²	—

Rating

Rated voltage V	300 V	160 V
Rated current A	8 A	9 A (T60)
Cross section max. AWG/mm ²	—	—
Rated surge voltage	—	4,00 kV
Rated torque/Screw size	—	—
Contamination degree	—	3

Materials

Insulating material/Flammability class	PA 6.6 V0 / UL 94 V0	PA 6.6 V0 / UL 94 V0
Temperature Range	-30°C / +105°C	-30°C / +105°C
Clamping part	—	—
Clamping cage/Eccentric	—	—
Contact pin	Cu	Cu
Cage tension spring	—	—
Wire protection	—	—
Soldering lug	—	—
Contact Spring	—	—

Order information

	No. of poles	Cat.-No.	Qty.p.pck.	No. of poles	Cat.-No.	Qty.p.pck.
Standard colour(s)		●			●	
(further colours on request, see page 5)		green			green	
		(Ral 6018)			(Ral 6018)	
	2	13787.1	50	2	13806.1	50
	3	13788.1	50	3	13807.1	50
	4	13789.1	50	4	13808.1	50
	5	13790.1	50	5	13809.1	50
	6	13791.1	50	6	13810.1	50
	7	13792.1	50	7	13811.1	50
	8	13793.1	50	8	13812.1	50
	9	13794.1	50	9	13813.1	50
	10	13795.1	50	10	13814.1	50
	11	13796.1	50	11	13815.1	50
	12	13797.1	50	12	13816.1	50
	13	13798.1	50	13	13817.1	50
	14	13799.1	50	14	13818.1	50
	15	13800.1	50	15	13819.1	50
	16	13801.1	50	16	13820.1	50
	17	13802.1	50	17	13821.1	50
	18	13803.1	50	18	13822.1	50
	19	13804.1	50	19	13823.1	50
	20	13805.1	50	20	13824.1	50

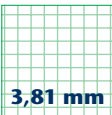
Accessories

Coding Page 124 - 125

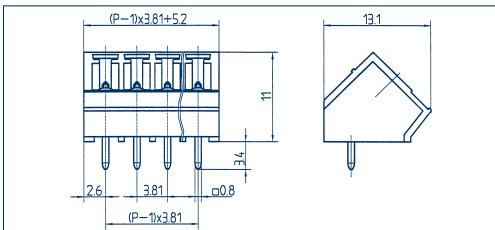

Page 124 - 125

P.C. board plug-in connectors

Header



STL 1590/... /3,81-G



Drawings

Connection principle

Dimensions

Spacing mm	3,81
Insulation stripping length mm	-
PCB hole diameter mm	1,20

Connection data

Single wire (solid) mm ²	-
Stranded wire (flexible) mm ²	-
Stranded wire (with ferrules) mm ²	-

Rating

Rated voltage V	300 V	160 V
Rated current A	8 A	9 A (T60)
Cross section max. AWG/mm ²	-	-
Rated surge voltage	-	4,00 kV
Rated torque/Screw size	-	-
Contamination degree	-	3

Materials

Insulating material/Flammability class	PA 6.6 V0 / UL 94 V0
Temperature Range	-30 °C / +105 °C
Clamping part	-
Clamping cage/Eccentric	-
Contact pin	Cu
Cage tension spring	-
Wire protection	-
Soldering lug	-
Contact Spring	-

Order information

	No. of poles	Cat.-No.	Qty.p.pck.
Standard colour(s)		● green	
(further colours on request, see page 5)		(Ral 6018)	
	2	11983.1	50
	3	11984.1	50
	4	11985.1	50
	5	11986.1	50
	6	11987.1	50
	7	11988.1	50
	8	11989.1	50
	9	11990.1	50
	10	11991.1	50
	11	11992.1	50
	12	11993.1	50
	13	11994.1	50
	14	11995.1	50
	15	11996.1	50
	16	11997.1	50
	17	11998.1	50
	18	11999.1	50
	19	12000.1	50
	20	12001.1	50

Accessories

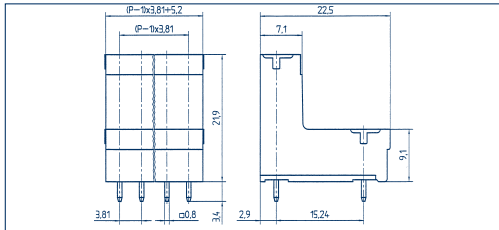

Coding	Page 124 - 125
--------	----------------

P.C. board plug-in connectors

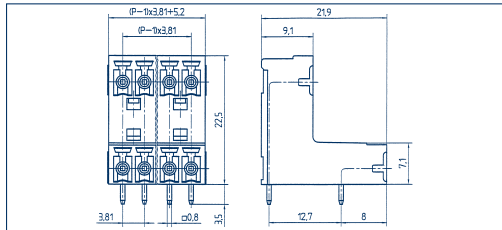

Header

3,81 mm

STL 1570/... /3,81-V-G vertical



STL 1570/... /3,81-H-G horizontal



Drawings

Connection principle

Dimensions

Spacing mm	3,81
Insulation stripping length mm	—
PCB hole diameter mm	1,20

Connection data

Single wire (solid) mm ²	—
Stranded wire (flexible) mm ²	—
Stranded wire (with ferrules) mm ²	—

Rating

Rated voltage V	300 V	160 V
Rated current A	8 A	9 A (T60)
Cross section max. AWG/mm ²	—	—
Rated surge voltage	—	4,00 kV
Rated torque/Screw size	—	—
Contamination degree	—	3

Materials

Insulating material/Flammability class	PA 6.6 V0 / UL 94 V0	PA 6.6 V0 / UL 94 V0
Temperature Range	-30°C / +105°C	-30°C / +105°C
Clamping part	—	—
Clamping cage/Eccentric	—	—
Contact pin	Cu	Cu
Cage tension spring	—	—
Wire protection	—	—
Soldering lug	—	—
Contact Spring	—	—

Order information

	No. of poles	Cat.-No.	Qty.p.pck.	No. of poles	Cat.-No.	Qty.p.pck.
Standard colour(s)		● green (Ral 6018)			● green (Ral 6018)	
(further colours on request, see page 5)						
	2	11945.1	50	2	11964.1	50
	3	11946.1	50	3	11965.1	50
	4	11947.1	50	4	11966.1	50
	5	11948.1	50	5	11967.1	50
	6	11949.1	50	6	11968.1	50
	7	11950.1	50	7	11969.1	50
	8	11951.1	50	8	11970.1	50
	9	11952.1	50	9	11971.1	50
	10	11953.1	50	10	11972.1	50
	11	11954.1	50	11	11973.1	50
	12	11955.1	50	12	11974.1	50
	13	11956.1	50	13	11975.1	50
	14	11957.1	50	14	11976.1	50
	15	11958.1	50	15	11977.1	50
	16	11959.1	50	16	11978.1	50
	17	11960.1	50	17	11979.1	50
	18	11961.1	50	18	11980.1	50
	19	11962.1	50	19	11981.1	50
	20	11963.1	50	20	11982.1	50

1 pole = 2 electrical connections

1 pole = 2 electrical connections

Accessories

Coding Page 124 - 125

Page 124 - 125

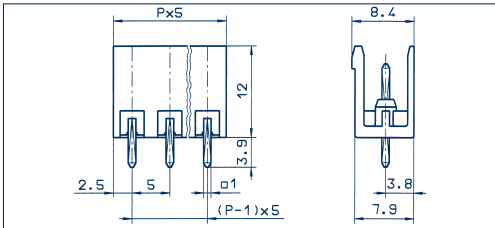

P.C. board plug-in connectors

Header

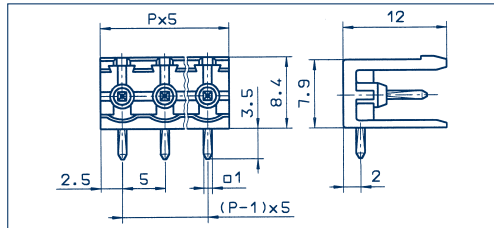



Drawings

STL 950/... /5,00-V vertical



STL 950/... /5,00-H horizontal



Connection principle

Dimensions

Spacing mm	5,00
Insulation stripping length mm	-
PCB hole diameter mm	1,40

Connection data

Single wire (solid) mm ²	-
Stranded wire (flexible) mm ²	-
Stranded wire (with ferrules) mm ²	-

Rating

Rated voltage V	300 V
Rated current A	15 A
Cross section max. AWG/mm ²	-
Rated surge voltage	4,00 kV
Rated torque/Screw size	-
Contamination degree	3

Materials

Insulating material/Flammability class	PA 6.6 V0 / UL 94 V0
Temperature Range	-30°C / +105°C
Clamping part	-
Clamping cage/Eccentric	-
Contact pin	Cu
Cage tension spring	-
Wire protection	-
Soldering lug	-
Contact Spring	-

Order information

Standard colour(s)	● green
(further colours on request, see page 5)	

No. of poles	Cat.-No.	Qty.p.pck.
	● green	
	(Ral 6018)	
2	11515.1	50
3	11516.1	50
4	11517.1	50
5	11518.1	50
6	11519.1	50
7	11520.1	50
8	11521.1	50
9	11522.1	50
10	11523.1	50
11	11524.1	50
12	11525.1	50
13	11526.1	50
14	11527.1	50
15	11528.1	50
16	11529.1	50
17	11530.1	50
18	11531.1	50
19	11532.1	50
20	11533.1	50
21	11534.1	50
22	11535.1	50
23	11536.1	50
24	11537.1	50

No. of poles	Cat.-No.	Qty.p.pck.
	● green	
	(Ral 6018)	
2	11561.1	50
3	11562.1	50
4	11563.1	50
5	11564.1	50
6	11565.1	50
7	11566.1	50
8	11567.1	50
9	11568.1	50
10	11569.1	50
11	11570.1	50
12	11571.1	50
13	11572.1	50
14	11573.1	50
15	11574.1	50
16	11575.1	50
17	11576.1	50
18	11577.1	50
19	11578.1	50
20	11579.1	50
21	11580.1	50
22	11581.1	50
23	11582.1	50
24	11583.1	50

Accessories

Coding	Page 124 - 125
--------	----------------

Coding	Page 124 - 125
--------	----------------

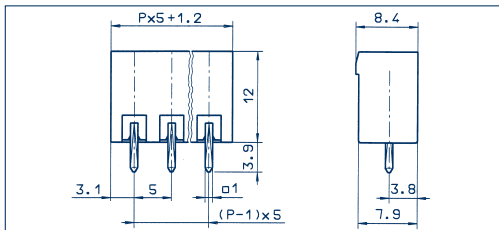

P.C. board plug-in connectors

Header

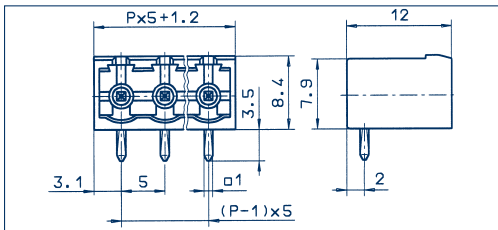



5,00 mm

STL 950/... /5,00-V-G vertical



STL 950/... /5,00-H-G horizontal



Drawings

Connection principle

Dimensions

Spacing mm	5,00
Insulation stripping length mm	-
PCB hole diameter mm	1,40

Connection data

Single wire (solid) mm ²	-
Stranded wire (flexible) mm ²	-
Stranded wire (with ferrules) mm ²	-

Rating

Rated voltage V	300 V	250 V
Rated current A	15 A	12 A (T60)
Cross section max. AWG/mm ²	-	-
Rated surge voltage	-	4,00 kV
Rated torque/Screw size	-	-
Contamination degree	-	3

Materials

Insulating material/Flammability class	PA 6.6 V0 / UL 94 V0
Temperature Range	-30°C / +105°C
Clamping part	-
Clamping cage/Eccentric	-
Contact pin	Cu
Cage tension spring	-
Wire protection	-
Soldering lug	-
Contact Spring	-

Order information

No. of poles	Cat.-No.	Qty.p.pck.
	● green (Ral 6018)	
2	11607.1	50
3	11608.1	50
4	11609.1	50
5	11610.1	50
6	11611.1	50
7	11612.1	50
8	11613.1	50
9	11614.1	50
10	11615.1	50
11	11616.1	50
12	11617.1	50
13	11618.1	50
14	11619.1	50
15	11620.1	50
16	11621.1	50
17	11622.1	50
18	11623.1	50
19	11624.1	50
20	11625.1	50
21	11626.1	50
22	11627.1	50
23	11628.1	50
24	11629.1	50

Accessories

Coding Page 124 - 125

No. of poles	Cat.-No.	Qty.p.pck.
	● green (Ral 6018)	
2	11653.1	50
3	11654.1	50
4	11655.1	50
5	11656.1	50
6	11657.1	50
7	11658.1	50
8	11659.1	50
9	11660.1	50
10	11661.1	50
11	11662.1	50
12	11663.1	50
13	11664.1	50
14	11665.1	50
15	11666.1	50
16	11667.1	50
17	11668.1	50
18	11669.1	50
19	11670.1	50
20	11671.1	50
21	11672.1	50
22	11673.1	50
23	11674.1	50
24	11675.1	50


Page 124 - 125

P.C. board plug-in connectors


Header



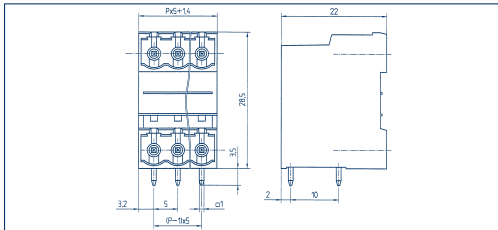
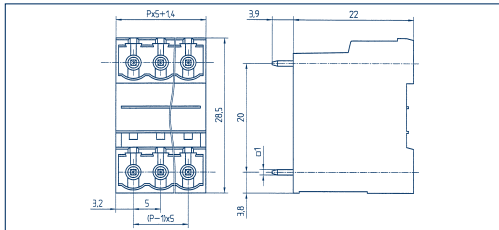
STL 975/... /5,00-V-G vertical



STL 975/... /5,00-H-G horizontal



Drawings



Connection principle

Dimensions

Spacing mm	5,00
Insulation stripping length mm	-
PCB hole diameter mm	1,40

Connection data

Single wire (solid) mm ²	-
Stranded wire (flexible) mm ²	-
Stranded wire (with ferrules) mm ²	-

Rating

	300 V	250 V	300 V	250 V
Rated voltage V	300 V	250 V	300 V	250 V
Rated current A	15 A	12 A (T60)	15 A	12 A (T60)
Cross section max. AWG/mm ²	-	-	-	-
Rated surge voltage	-	4,00 kV	-	4,00 kV
Rated torque/Screw size	-	-	-	-
Contamination degree	-	3	-	3

Materials

Insulating material/Flammability class	PA 6.6 V0 / UL 94 V0	PA 6.6 V0 / UL 94 V0
Temperature Range	-30°C / +105°C	-30°C / +105°C
Clamping part	-	-
Clamping cage/Eccentric	-	-
Contact pin	Cu	Cu
Cage tension spring	-	-
Wire protection	-	-
Soldering lug	-	-
Contact Spring	-	-

Order information

	No. of poles	Cat.-No.	Qty.p.pck.	No. of poles	Cat.-No.	Qty.p.pck.
Standard colour(s)		● green (Ral 6018)			● green (Ral 6018)	
(further colours on request, see page 5)						
	2	11799.1	50	2	11822.1	50
	3	11800.1	50	3	11823.1	50
	4	11801.1	50	4	11824.1	50
	5	11802.1	50	5	11825.1	50
	6	11803.1	50	6	11826.1	50
	7	11804.1	50	7	11827.1	50
	8	11805.1	50	8	11828.1	50
	9	11806.1	50	9	11829.1	50
	10	11807.1	50	10	11830.1	50
	11	11808.1	50	11	11831.1	50
	12	11809.1	50	12	11832.1	50
	13	11810.1	50	13	11833.1	50
	14	11811.1	50	14	11834.1	50
	15	11812.1	50	15	11835.1	50
	16	11813.1	50	16	11836.1	50
	17	11814.1	50	17	11837.1	50
	18	11815.1	50	18	11838.1	50
	19	11816.1	50	19	11839.1	50
	20	11817.1	50	20	11840.1	50
	21	11818.1	50	21	11841.1	50
	22	11819.1	50	22	11842.1	50
	23	11820.1	50	23	11843.1	50
	24	11821.1	50	24	11844.1	50

1 pole = 2 electrical connections

1 pole = 2 electrical connections


Accessories

Coding Page 124 - 125

Coding Page 124 - 125

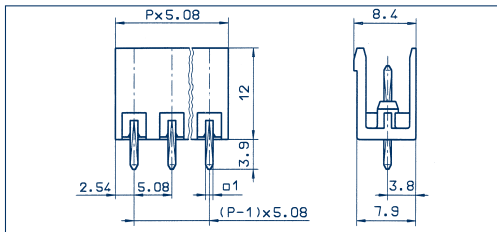

P.C. board plug-in connectors

Header

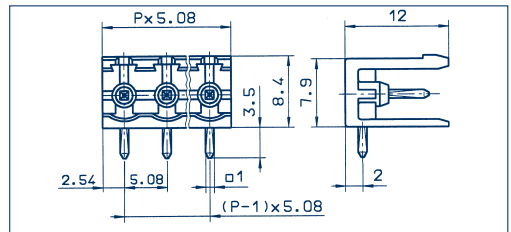



5,08 mm

STL 950/... /5,08-V vertical



STL 950/... /5,08-H horizontal



Drawings

Connection principle

Dimensions

Spacing mm	5,08
Insulation stripping length mm	-
PCB hole diameter mm	1,40

Connection data

Single wire (solid) mm ²	-
Stranded wire (flexible) mm ²	-
Stranded wire (with ferrules) mm ²	-

Rating

Rated voltage V	300 V
Rated current A	15 A
Cross section max. AWG/mm ²	-
Rated surge voltage	4,00 kV
Rated torque/Screw size	-
Contamination degree	3

Materials

Insulating material/Flammability class	PA 6.6 V0 / UL 94 V0
Temperature Range	-30°C / +105°C
Clamping part	-
Clamping cage/Eccentric	-
Contact pin	Cu
Cage tension spring	-
Wire protection	-
Soldering lug	-
Contact Spring	-

Order information

Standard colour(s)	● green
(further colours on request, see page 5)	

STL 950/... /5,08-V vertical

Dimensions

Spacing mm	5,08
Insulation stripping length mm	-
PCB hole diameter mm	1,40

Connection data

Single wire (solid) mm ²	-
Stranded wire (flexible) mm ²	-
Stranded wire (with ferrules) mm ²	-

Rating

Rated voltage V	300 V
Rated current A	15 A
Cross section max. AWG/mm ²	-
Rated surge voltage	4,00 kV
Rated torque/Screw size	-
Contamination degree	3

Materials

Insulating material/Flammability class	PA 6.6 V0 / UL 94 V0
Temperature Range	-30°C / +105°C
Clamping part	-
Clamping cage/Eccentric	-
Contact pin	Cu
Cage tension spring	-
Wire protection	-
Soldering lug	-
Contact Spring	-

Order information

Standard colour(s)	● green
(further colours on request, see page 5)	

No. of poles	Cat.-No.	Qty.p.pck.
	(Ral 6018)	
2	11538.1	50
3	11539.1	50
4	11540.1	50
5	11541.1	50
6	11542.1	50
7	11543.1	50
8	11544.1	50
9	11545.1	50
10	11546.1	50
11	11547.1	50
12	11548.1	50
13	11549.1	50
14	11550.1	50
15	11551.1	50
16	11552.1	50
17	11553.1	50
18	11554.1	50
19	11555.1	50
20	11556.1	50
21	11557.1	50
22	11558.1	50
23	11559.1	50
24	11560.1	50

STL 950/... /5,08-H horizontal

Dimensions

Spacing mm	5,08
Insulation stripping length mm	-
PCB hole diameter mm	1,40

Connection data

Single wire (solid) mm ²	-
Stranded wire (flexible) mm ²	-
Stranded wire (with ferrules) mm ²	-

Rating

Rated voltage V	300 V
Rated current A	15 A
Cross section max. AWG/mm ²	-
Rated surge voltage	4,00 kV
Rated torque/Screw size	-
Contamination degree	3

Materials

Insulating material/Flammability class	PA 6.6 V0 / UL 94 V0
Temperature Range	-30°C / +105°C
Clamping part	-
Clamping cage/Eccentric	-
Contact pin	Cu
Cage tension spring	-
Wire protection	-
Soldering lug	-
Contact Spring	-

Order information

Standard colour(s)	● green
(further colours on request, see page 5)	

No. of poles	Cat.-No.	Qty.p.pck.
	(Ral 6018)	
2	11584.1	50
3	11585.1	50
4	11586.1	50
5	11587.1	50
6	11588.1	50
7	11589.1	50
8	11590.1	50
9	11591.1	50
10	11592.1	50
11	11593.1	50
12	11594.1	50
13	11595.1	50
14	11596.1	50
15	11597.1	50
16	11598.1	50
17	11599.1	50
18	11600.1	50
19	11601.1	50
20	11602.1	50
21	11603.1	50
22	11604.1	50
23	11605.1	50
24	11606.1	50

Accessories

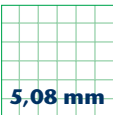
Coding

Page 124 - 125

Page 124 - 125

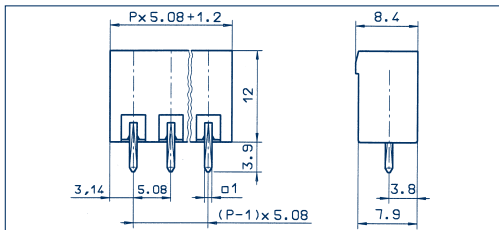

P.C. board plug-in connectors

Header

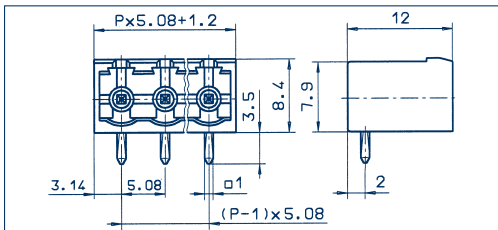



5,08 mm

STL 950/... /5,08-V-G vertical



STL 950/... /5,08-H-G horizontal



Drawings

Connection principle

Dimensions

Spacing mm	5,08
Insulation stripping length mm	-
PCB hole diameter mm	1,40

Connection data

Single wire (solid) mm ²	-
Stranded wire (flexible) mm ²	-
Stranded wire (with ferrules) mm ²	-

Rating

Rated voltage V	300 V	250 V
Rated current A	15 A	12 A (T60)
Cross section max. AWG/mm ²	-	-
Rated surge voltage	-	4,00 kV
Rated torque/Screw size	-	-
Contamination degree	-	3

Materials

Insulating material/Flammability class	PA 6.6 V0 / UL 94 V0
Temperature Range	-30°C / +105°C
Clamping part	-
Clamping cage/Eccentric	-
Contact pin	Cu
Cage tension spring	-
Wire protection	-
Soldering lug	-
Contact Spring	-

Order information

	No. of poles	Cat.-No.	Qty.p.pck.	No. of poles	Cat.-No.	Qty.p.pck.
Standard colour(s)		●			●	
(further colours on request, see page 5)		green			green	
		(Ral 6018)			(Ral 6018)	
	2	11630.1	50	2	11676.1	50
	3	11631.1	50	3	11677.1	50
	4	11632.1	50	4	11678.1	50
	5	11633.1	50	5	11679.1	50
	6	11634.1	50	6	11680.1	50
	7	11635.1	50	7	11681.1	50
	8	11636.1	50	8	11682.1	50
	9	11637.1	50	9	11683.1	50
	10	11638.1	50	10	11684.1	50
	11	11639.1	50	11	11685.1	50
	12	11640.1	50	12	11686.1	50
	13	11641.1	50	13	11687.1	50
	14	11642.1	50	14	11688.1	50
	15	11643.1	50	15	11689.1	50
	16	11644.1	50	16	11690.1	50
	17	11645.1	50	17	11691.1	50
	18	11646.1	50	18	11692.1	50
	19	11647.1	50	19	11693.1	50
	20	11648.1	50	20	11694.1	50
	21	11649.1	50	21	11695.1	50
	22	11650.1	50	22	11696.1	50
	23	11651.1	50	23	11697.1	50
	24	11652.1	50	24	11698.1	50


Accessories

Coding Page 124 - 125

Page 124 - 125


P.C. board plug-in connectors

Header




5,08 mm

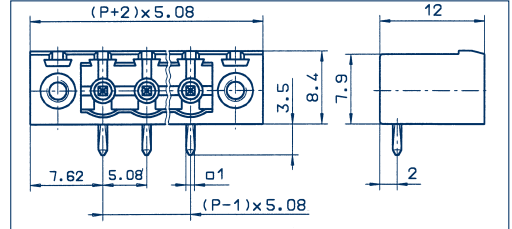
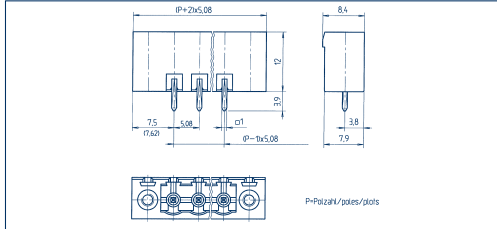
STL 950/... /5,08-V-F vertical



STL 950/... /5,08-H-F horizontal



Drawings



Connection principle

Dimensions

Spacing mm	5,08
Insulation stripping length mm	-
PCB hole diameter mm	1,40

Connection data

Single wire (solid) mm ²	-
Stranded wire (flexible) mm ²	-
Stranded wire (with ferrules) mm ²	-

Rating

Rated voltage V	300 V
Rated current A	15 A
Cross section max. AWG/mm ²	-
Rated surge voltage	4,00 kV
Rated torque/Screw size	-
Contamination degree	3

Materials

Insulating material/Flammability class	PA 6.6 V0 / UL 94 V0
Temperature Range	-30°C / +105°C
Clamping part	-
Clamping cage/Eccentric	-
Contact pin	Cu
Cage tension spring	-
Wire protection	-
Soldering lug	-
Contact Spring	-

Order information

Standard colour(s)	● green
(further colours on request, see page 5)	

No. of poles	Cat.-No.	Qty.p.pck.
	● green	
	(Ral 6018)	
2	12210.1	50
3	12211.1	50
4	12212.1	50
5	12213.1	50
6	12214.1	50
7	12215.1	50
8	12216.1	50
9	12217.1	50
10	12218.1	50
11	13198.1	50
12	13199.1	50
13	13200.1	50
14	13201.1	50
15	13202.1	50
16	13203.1	50
17	13204.1	50
18	13205.1	50
19	13206.1	50
20	13207.1	50
21	13208.1	50
22	13209.1	50
23	13210.1	50
24	13211.1	50

No. of poles	Cat.-No.	Qty.p.pck.
	● green	
	(Ral 6018)	
2	11790.1	50
3	11791.1	50
4	11792.1	50
5	11793.1	50
6	11794.1	50
7	11795.1	50
8	11796.1	50
9	11797.1	50
10	11798.1	50
11	13268.1	50
12	13269.1	50
13	13270.1	50
14	13271.1	50
15	13272.1	50
16	13273.1	50
17	13274.1	50
18	13275.1	50
19	13276.1	50
20	13277.1	50
21	13278.1	50
22	13279.1	50
23	13280.1	50
24	13281.1	50

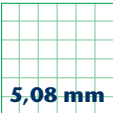
Accessories

Coding	Page 124 - 125
--------	----------------

Coding	Page 124 - 125
--------	----------------

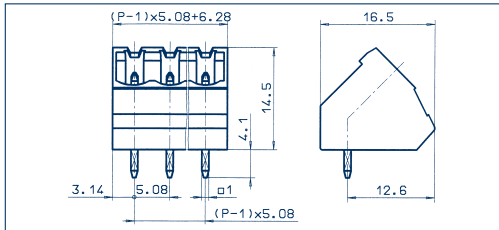
P.C. board plug-in connectors

Header



5,08 mm

STL 990/... /5,08-G



Drawings

Connection principle

Dimensions

Spacing mm	5,08
Insulation stripping length mm	–
PCB hole diameter mm	1,40

Connection data

Single wire (solid) mm ²	–
Stranded wire (flexible) mm ²	–
Stranded wire (with ferrules) mm ²	–

Rating

Rated voltage V	300 V	250 V
Rated current A	15 A	12 A (T60)
Cross section max. AWG/mm ²	–	–
Rated surge voltage	–	4,00 kV
Rated torque/Screw size	–	–
Contamination degree	–	3

Materials

Insulating material/Flammability class	PA 6.6 V0 / UL 94 V0
Temperature Range	-30°C / +105°C
Clamping part	–
Clamping cage/Eccentric	–
Contact pin	Cu
Cage tension spring	–
Wire protection	–
Soldering lug	–
Contact Spring	–

Order information

	No. of poles	Cat.-No.	Qty.p.pck.
Standard colour(s)		● green	
(further colours on request, see page 5)		(Ral 6018)	
	2	11845.1	50
	3	11846.1	50
	4	11847.1	50
	5	11848.1	50
	6	11849.1	50
	7	11850.1	50
	8	11851.1	50
	9	11852.1	50
	10	11853.1	50
	11	11854.1	50
	12	11855.1	50
	13	11856.1	50
	14	11857.1	50
	15	11858.1	50
	16	11859.1	50
	17	11860.1	50
	18	11861.1	50
	19	11862.1	50
	20	11863.1	50
	21	11864.1	50
	22	11865.1	50
	23	11866.1	50
	24	11867.1	50

Accessories

Coding	Page 124 - 125
--------	----------------

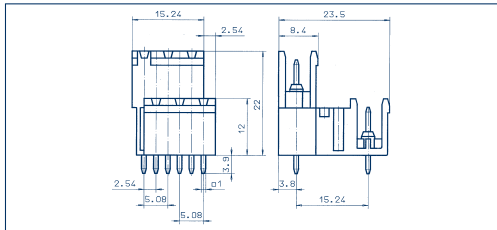

P.C. board plug-in connectors

Header

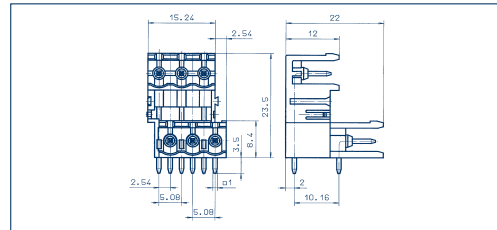



Drawings

STL 970/... /5,08-V vertical



STL 970/... /5,08-H horizontal



Connection principle

Dimensions

Spacing mm	5,08
Insulation stripping length mm	—
PCB hole diameter mm	1,40

Connection data

Single wire (solid) mm ²	—
Stranded wire (flexible) mm ²	—
Stranded wire (with ferrules) mm ²	—

Rating

Rated voltage V	300 V
Rated current A	15 A
Cross section max. AWG/mm ²	—
Rated surge voltage	—
Rated torque/Screw size	—
Contamination degree	—

Materials

Insulating material/Flammability class	PA 6.6 V0 / UL 94 V0
Temperature Range	-30°C / +105°C
Clamping part	—
Clamping cage/Eccentric	—
Contact pin	Cu
Cage tension spring	—
Wire protection	—
Soldering lug	—
Contact Spring	—

Order information

Standard colour(s)	● green
(further colours on request, see page 5)	

No. of poles	Cat.-No.	Qty.p.pck.
	● green	
	(Ral 6018)	
2	11759.1	50
3	11760.1	50
4	11761.1	50
5	11762.1	50
6	11763.1	50
7	11764.1	50
8	11765.1	50
9	11766.1	50
10	11767.1	50
11	11768.1	50
12	11769.1	50
13	12738.1	50
14	12739.1	50
15	12740.1	50
16	12741.1	50
17	12742.1	50
18	12743.1	50
19	12744.1	50
20	12745.1	50
21	12746.1	50
22	12747.1	50
23	12748.1	50
24	12749.1	50

1 pole = 2 electrical connections

Accessories

Coding	Page 124 - 125
--------	----------------

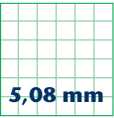
No. of poles	Cat.-No.	Qty.p.pck.
	● green	
	(Ral 6018)	
2	11770.1	50
3	11771.1	50
4	11772.1	50
5	11773.1	50
6	11774.1	50
7	11775.1	50
8	11776.1	50
9	11777.1	50
10	11778.1	50
11	11779.1	50
12	11780.1	50
13	12750.1	50
14	12750.1	50
15	12750.1	50
16	12750.1	50
17	12750.1	50
18	12750.1	50
19	12750.1	50
20	12750.1	50
21	12750.1	50
22	12750.1	50
23	12750.1	50
24	12750.1	50

1 pole = 2 electrical connections

Coding	Page 124 - 125
--------	----------------

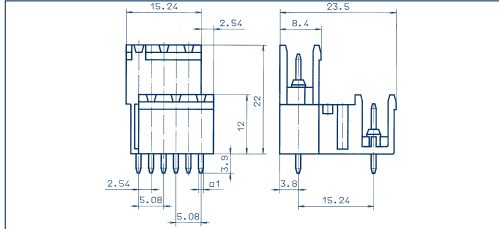

P.C. board plug-in connectors

Header

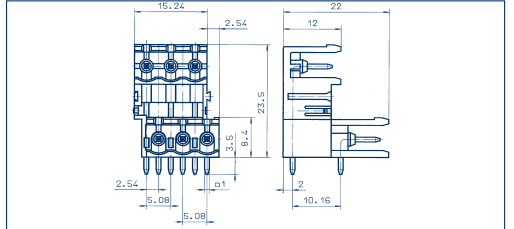



Drawings

STL 970/... /5,08-V-G vertical



STL 970/... /5,08-H-G horizontal



Connection principle

Dimensions

Spacing mm	5,08
Insulation stripping length mm	-
PCB hole diameter mm	1,40

Connection data

Single wire (solid) mm ²	-
Stranded wire (flexible) mm ²	-
Stranded wire (with ferrules) mm ²	-

Rating

Rated voltage V	300 V	250 V
Rated current A	15 A	12 A (T60)
Cross section max. AWG/mm ²	-	-
Rated surge voltage	-	4,00 kV
Rated torque/Screw size	-	-
Contamination degree	-	3

Materials

Insulating material/Flammability class	PA 6.6 V0 / UL 94 V0
Temperature Range	-30°C / +105°C
Clamping part	-
Clamping cage/Eccentric	-
Contact pin	Cu
Cage tension spring	-
Wire protection	-
Soldering lug	-
Contact Spring	-

Order information

	No. of poles	Cat.-No.	Qty.p.pck.	No. of poles	Cat.-No.	Qty.p.pck.
Standard colour(s)		●			●	
(further colours on request, see page 5)		green			green	
		(Ral 6018)			(Ral 6018)	
	2	13429.1	50	2	13440.1	50
	3	13430.1	50	3	13441.1	50
	4	13431.1	50	4	13442.1	50
	5	13432.1	50	5	13443.1	50
	6	13433.1	50	6	13444.1	50
	7	13434.1	50	7	13445.1	50
	8	13435.1	50	8	13446.1	50
	9	13436.1	50	9	13447.1	50
	10	13437.1	50	10	13448.1	50
	11	13438.1	50	11	13449.1	50
	12	13439.1	50	12	13450.1	50

Higher pole numbers on request!

1 pole = 2 electrical connections

Accessories

Coding Page 124 - 125


Higher pole numbers on request!

1 pole = 2 electrical connections

Page 124 - 125

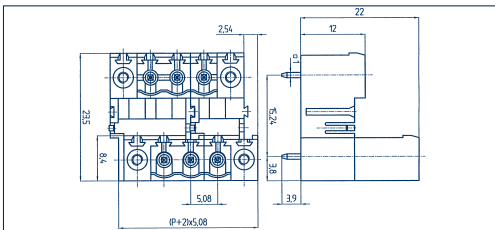

P.C. board plug-in connectors

Header

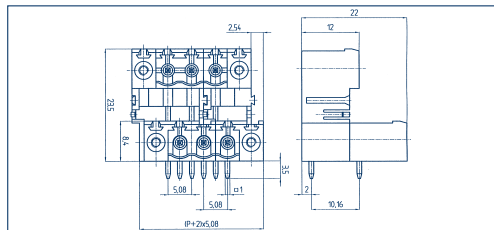



Drawings

STL 970/... /5,08-V-F vertical



STL 970/... /5,08-H-F horizontal



Connection principle

Dimensions

Spacing mm	5,08
Insulation stripping length mm	—
PCB hole diameter mm	1,40

Connection data

Single wire (solid) mm ²	—
Stranded wire (flexible) mm ²	—
Stranded wire (with ferrules) mm ²	—

Rating

Rated voltage V	300 V
Rated current A	15 A
Cross section max. AWG/mm ²	—
Rated surge voltage	—
Rated torque/Screw size	—
Contamination degree	—

Materials

Insulating material/Flammability class	PA 6.6 V0 / UL 94 V0
Temperature Range	-30°C / +105°C
Clamping part	—
Clamping cage/Eccentric	—
Contact pin	Cu
Cage tension spring	—
Wire protection	—
Soldering lug	—
Contact Spring	—

Order information

Standard colour(s)	● green
(further colours on request, see page 5)	

No. of poles	Cat.-No.	Qty.p.pck.
	● green	
	(Ral 6018)	
2	13451.1	50
3	13452.1	50
4	13453.1	50
5	13454.1	50
6	13455.1	50
7	13456.1	50
8	13457.1	50
9	13458.1	50
10	13459.1	50
11	13460.1	50
12	13461.1	50

Dimensions

Spacing mm	5,08
Insulation stripping length mm	—
PCB hole diameter mm	1,40

Connection data

Single wire (solid) mm ²	—
Stranded wire (flexible) mm ²	—
Stranded wire (with ferrules) mm ²	—

Rating

Rated voltage V	300 V
Rated current A	15 A
Cross section max. AWG/mm ²	—
Rated surge voltage	—
Rated torque/Screw size	—
Contamination degree	—

Materials

Insulating material/Flammability class	PA 6.6 V0 / UL 94 V0
Temperature Range	-30°C / +105°C
Clamping part	—
Clamping cage/Eccentric	—
Contact pin	Cu
Cage tension spring	—
Wire protection	—
Soldering lug	—
Contact Spring	—

Order information

Standard colour(s)	● green
(further colours on request, see page 5)	

No. of poles	Cat.-No.	Qty.p.pck.
	● green	
	(Ral 6018)	
2	13462.1	50
3	13463.1	50
4	13464.1	50
5	13465.1	50
6	13466.1	50
7	13467.1	50
8	13468.1	50
9	13469.1	50
10	13470.1	50
11	13471.1	50
12	13472.1	50

1 pole = 2 electrical connections

1 pole = 2 electrical connections


Accessories

Coding	Page 124 - 125
--------	----------------

Coding	Page 124 - 125
--------	----------------

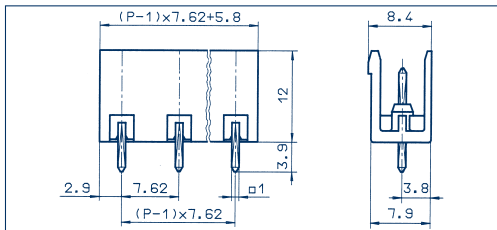

P.C. board plug-in connectors

Header

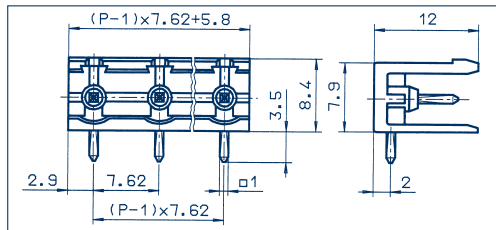



Drawings

STL 960/... /7,62-V vertical



STL 960/... /7,62-H horizontal



Connection principle

Dimensions

Spacing mm	7,62
Insulation stripping length mm	-
PCB hole diameter mm	1,40

Connection data

Single wire (solid) mm ²	-
Stranded wire (flexible) mm ²	-
Stranded wire (with ferrules) mm ²	-

Rating

Rated voltage V	300 V	400 V
Rated current A	15 A	12 A (T60)
Cross section max. AWG/mm ²	-	-
Rated surge voltage	-	6,00 kV
Rated torque/Screw size	-	-
Contamination degree	-	3

Materials

Insulating material/Flammability class	PA 6.6 V0 / UL 94 V0
Temperature Range	-30°C / +105°C
Clamping part	-
Clamping cage/Eccentric	-
Contact pin	Cu
Cage tension spring	-
Wire protection	-
Soldering lug	-
Contact Spring	-

Order information

Standard colour(s)	● green
(further colours on request, see page 5)	

No. of poles	Cat.-No.	Qty.p.pck.
	● green	
	(Ral 6018)	
2	11699.1	50
3	11700.1	50
4	11701.1	50
5	11702.1	50
6	11703.1	50
7	11704.1	50
8	11705.1	50
9	11706.1	50
10	11707.1	50
11	11708.1	50
12	11709.1	50
13	11710.1	50
14	11711.1	50
15	11712.1	50
16	11713.1	50

No. of poles	Cat.-No.	Qty.p.pck.
	● green	
	(Ral 6018)	
2	11714.1	50
3	11715.1	50
4	11716.1	50
5	11717.1	50
6	11718.1	50
7	11719.1	50
8	11720.1	50
9	11721.1	50
10	11722.1	50
11	11723.1	50
12	11724.1	50
13	11725.1	50
14	11726.1	50
15	11727.1	50
16	11728.1	50

Accessories

Coding	Page 124 - 125
--------	----------------

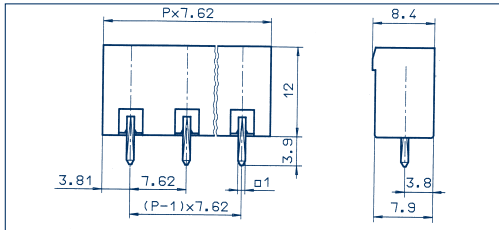
Coding	Page 124 - 125
--------	----------------

P.C. board plug-in connectors

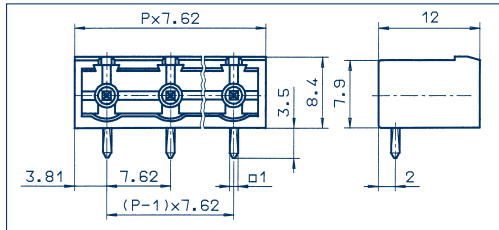

Header

7,62 mm

STL 960/... /7,62-V-G vertical



STL 960/... /7,62-H-G horizontal



Drawings

Connection principle

Dimensions

Spacing mm

7,62

Insulation stripping length mm

–

PCB hole diameter mm

1,40

Cross sections

single wire (solid) mm²

–

stranded wire (flexible) mm²

–

stranded wire (with ferrules) mm²

–

Output information

Rated voltage V



300 V



400 V

Rated current A

15 A

12 A (T60)

Cross section max. AWG/mm²

–

Rating impulse voltage

–

6,00 kV

Rated torque/Screw size

–

Dirt level

–

3

Materials

Insulating material/Flammability class

PA 6.6 V0 / UL 94 V0

Temperature Range

-30°C / +105°C

Clamping part

–

Clamping cage/Eccentric

–

Contact pin

Cu

Cage tension spring

–

Wire protection

–

Soldering lug

–

Contact Spring

–

Order information

Standard colour(s)

(further colours on request, see page 5)

No. of poles

Cat.-No.

Qty.p.pck.

2

●

2

3

●

3

4

●

4

5

●

5

6

●

6

7

●

7

8

●

8

9

●

9

10

●

10

11

●

11

12

●

12

13

●

13

14

●

14

15

●

15

16

●

16

Accessories

Coding

Page 124 - 125

Page 124 - 125

Plug-in connection system **PK-TS**

CONTA-CON suitable for rail mounting

The plug-in type connection system **PK-TS** was designed to meet the ever increasing requirements in regards to both modularity and flexibility in switch cabinet and machinery production.

This system serves to facilitate to connect separately wired control board sections for integration into the allround installation. In this case, the wire between two control board sections is embedded in the **PK-TS** basic element of one of the sections whereas in the second section the according wires are embedded in the **PKB/PBT** counter section.

The **PK-TS** basic elements are mounted to the rail with catch feet, which are designed for individual assembly to the TS15, TS32 or TS35 DIN-mounting rails by means of a rail mount TS15/35 or TS32/35.


This permits both sections to be easily connected after installation of the switch cabinets. The type of connection technology (strain-relief-clamp or eccentric) is determined by the type of the plug-in connection element **PKB/PBT**.

The 2-24 pole **PK-TS** elements are also available with screwed flange. The **PK-TS** basic elements can be screwed to the corresponding plug-in connection element and are thus secured against unintentional loosening.

According to the type of the **PK-TS** and **PKB/ PBT** combinations, different connecting directions are possible (see RH).

When using several **PK-TS** and in order to prevent same from being incorrectly plugged in a control board section, **PKB/PBT** with their approved **CONTA-CON** coding system can be coded without loss of poles (cf. pages 122-123 for further details).

With respect to the wide range of marking possibilities please see pages 124 to 127 of this catalogue.



Plug-in connection system PK-TS

Connection Examples

PK-TS in combination within PKB 950

- . Entry fittings **PK-TS**:
horizontally, from the right
- . Entry fittings **PKB 950**:
vertically, from above



PK-TS in combination within PKB 1100

- . Entry fittings **PK-TS**:
horizontally, from the right
- . Entry fittings **PKB 1100**:
horizontally, from the left



PK-TS in combination within PKB 1110

- . Entry fittings **PK-TS**:
horizontally, from the right
- . Entry fittings **PKB 1110**:
horizontally, from the right

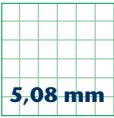


PK-TS in combination within PBT 1200

- . Entry fittings **PK-TS**:
horizontally, from the right
- . Entry fittings **PBT 1200**:
vertically, from above, screwed connection
also vertically, from above.

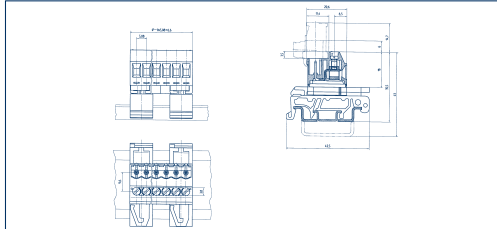


Plug-in connection system PK-TS

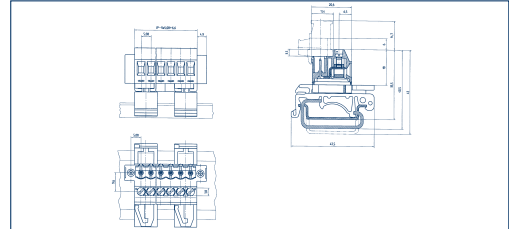


Drawings

PK-TS/... /5,08/15 TS15/TS35



PK-TS/... /5,08 TS32/TS35



Dimensions

Spacing mm
Insulation stripping length mm
PCB hole diameter mm
Dimensions (L x B x H)
TS15
TS32
TS35

5,08
6,00
-
(Pole x 5,08 + 6,6 mm) x 20,6 x 35,5 mm
-
(Pole x 5,08 + 6,6 mm) x 20,6 x 35,5 mm

5,08
6,00
-
-
(Pole x 5,08 + 6,6 mm) x 20,6 x 40,5 mm
(Pole x 5,08 + 6,6 mm) x 20,6 x 33,5 mm

Connection data

Single wire (solid) mm ²
Stranded wire (flexible) mm ²
Stranded wire (with ferrules) mm ²

2,50
2,50
2,50

2,50
2,50
2,50

Rating

Rated voltage V
Rated current A
Cross section max. AWG/mm ²
Rated surge voltage
Rated torque/Screw size
Contamination degree

300 V	250 V
15 A	12 A (T60)
28-12	2,50
-	4,00 kV
-	0,5 Nm/M3
-	3

300 V	250 V
15 A	12 A (T60)
28-12	2,50
-	4,00 kV
-	0,5 Nm/M3
-	3

Materials

Insulating material/Flammability class
Temperature Range
Clamping part
Clamping cage/Eccentric
Contact pin
Cage tension spring
Wire protection

PA 6.6 V0 / UL 94 V0
-30°C / +105°C
CuZn
-
Cu
-
-

PA 6.6 V0 / UL 94 V0
-30°C / +105°C
CuZn
-
Cu
-
-

Order information

Standard colour(s)
(further colours on request, see page 5)

No. of poles	Cat.-No.	Qty.p.pck.
	●	
	green	
	(Ral 6018)	
2	13175.1	50
3	13176.1	50
4	13177.1	50
5	13178.1	50
6	13179.1	50
7	13180.1	40
8	13181.1	35
9	13182.1	30
10	13183.1	20
11	13184.1	20
12	13185.1	20
13	13186.1	20
14	13187.1	20
15	13188.1	15
16	13189.1	15
17	13190.1	15
18	13191.1	15
19	13192.1	15
20	13193.1	10
21	13194.1	10
22	13195.1	10
23	13196.1	10
24	13197.1	10

No. of poles	Cat.-No.	Qty.p.pck.
	●	
	green	
	(Ral 6018)	
2	12319.1	50
3	12320.1	50
4	12321.1	50
5	12322.1	50
6	12323.1	50
7	12324.1	40
8	12325.1	35
9	12326.1	30
10	12327.1	20
11	12328.1	20
12	12329.1	20
13	12330.1	20
14	12331.1	20
15	12332.1	15
16	12333.1	15
17	12334.1	15
18	12335.1	15
19	12336.1	15
20	12337.1	10
21	12338.1	10
22	12339.1	10
23	12340.1	10
24	12341.1	10

Accessories

Marking
Coding

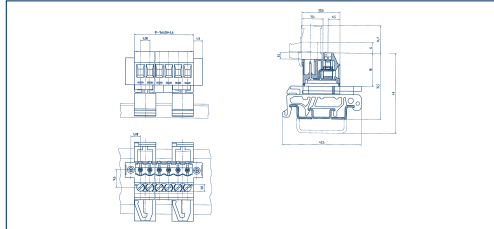
Page 126 - 129
Page 124 - 125

Page 126 - 129
Page 124 - 125

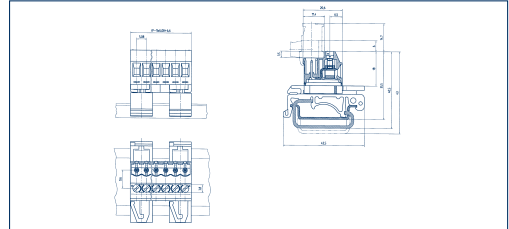
**Plug-in connection system
PK-TS**

5,08 mm

PK-TS/... /5,08-F/15 TS15/TS35



PK-TS/... /5,08-F TS32/TS35



Drawings

Dimensions

Insulation mm	5,08	5,08
Insulation stripping length mm	6,00	6,00
PCB hole diameter mm	–	–
Dimensions (L x B x H)		
TS15	(Pole x 5,08 + 6,6 mm) x 20,6 x 35,5 mm	–
TS32	–	(Pole x 5,08 + 6,6 mm) x 20,6 x 40,5 mm
TS35	(Pole x 5,08 + 6,6 mm) x 20,6 x 35,5 mm	(Pole x 5,08 + 6,6 mm) x 20,6 x 35,5 mm

Connection data

Single wire (solid) mm ²	2,50	2,50
Stranded wire (flexible) mm ²	2,50	2,50
Stranded wire (with ferrules) mm ²	2,50	2,50

Rating

Rated voltage V	300 V	250 V	300 V	250 V
Rated current A	15 A	12 A (T60)	15 A	12 A (T60)
Cross section max. AWG/mm ²	28-12	2,50	28-12	2,50
Rated surge voltage	–	4,00 kV	–	4,00 kV
Rated torque/Screw size	–	0,5 Nm/M3	–	0,5 Nm/M3
Contamination degree	–	3	–	3

Materials

Insulating material/Flammability class	PA 6.6 V0 / UL 94 V0	PA 6.6 V0 / UL 94 V0
Temperature Range	-30°C / +105°C	-30°C / +105°C
Clamping part	CuZn	CuZn
Clamping cage/Eccentric	–	–
Contact pin	Cu	Cu
Cage tension spring	–	–
Wire protection	–	–

Order information

	No. of poles	Cat.-No.	Qty.p.pck.	No. of poles	Cat.-No.	Qty.p.pck.
Standard colour(s)		● green			● green	
(further colours on request, see page 5)		(Ral 6018)			(Ral 6018)	
	2	13825.1	50	2	13848.1	50
	3	13826.1	50	3	13849.1	50
	4	13827.1	50	4	13850.1	50
	5	13828.1	50	5	13851.1	50
	6	13829.1	50	6	13852.1	50
	7	13830.1	40	7	13853.1	40
	8	13831.1	35	8	13854.1	35
	9	13832.1	30	9	13855.1	30
	10	13833.1	20	10	13856.1	20
	11	13834.1	20	11	13857.1	20
	12	13835.1	20	12	13858.1	20
	13	13836.1	20	13	13859.1	20
	14	13837.1	20	14	13860.1	20
	15	13838.1	15	15	13861.1	15
	16	13839.1	15	16	13862.1	15
	17	13840.1	15	17	13863.1	15
	18	13841.1	15	18	13864.1	15
	19	13842.1	15	19	13865.1	15
	20	13843.1	10	20	13866.1	10
	21	13844.1	10	21	13867.1	10
	22	13845.1	10	22	13868.1	10
	23	13846.1	10	23	13869.1	10
	24	13847.1	10	24	13870.1	10


Accessories

Marking	Page 126 - 129	Page 126 - 129
Coding	Page 124 - 125	Page 124 - 125

Plug-in connection system

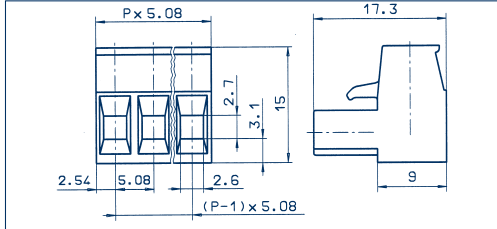
PK-TS Connector

Connector for:
PK-TS/... /5,08/15
PK-TS/... /5,08

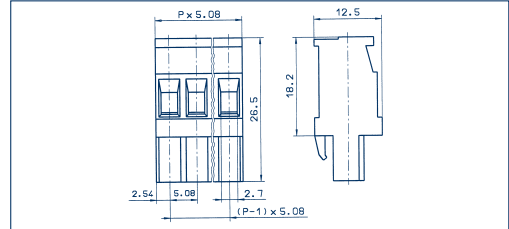


Drawings

PKB 950/... /5,08



PKB 1100/... /5,08



Connection principle

Dimensions

Spacing mm
 Insulation stripping length mm
 PCB hole diameter mm

Connection data

Single wire (solid) mm²
 Stranded wire (flexible) mm²
 Stranded wire (with ferrules) mm²

Rating

Rated voltage V
 Rated current A
 Cross section max. AWG/mm²
 Rated surge voltage
 Rated torque/Screw size
 Contamination degree

Strain-relief-clip

5,08
 6,00



300 V

15 A

22-12

—

—

—

—



250 V

12 A (T60)

2,50

4,00 kV

0,50 Nm/M3

3

Strain-relief-clip

5,08
 7,00



300 V

15 A

22-10

—

—

—



250 V

12 A (T60)

2,50

4,00 kV

0,50 Nm/M3

3

Materials

Insulating material/Flammability class
 Temperature Range
 Clamping part
 Clamping cage/Eccentric
 Contact pin
 Cage tension spring
 Wire protection
 Soldering lug
 Contact Spring

PA 6.6 V0 / UL 94 V0
 -30°C / +105°C
 CuZn
 —
 —
 —
 —
 —
 —
 CuSn

PA 6.6 V0 / UL 94 V0
 -30°C / +105°C
 CuZn
 —
 —
 —
 —
 —
 —
 CuSn

Order information

Standard colour(s)
 (further colours on request, see page 5)

No. of poles	Cat.-No.	Qty.p.pck.
	● green (Ral 6018)	
2	11230.1	50
3	11231.1	50
4	11232.1	50
5	11233.1	50
6	11234.1	50
7	11235.1	50
8	11236.1	50
9	11237.1	50
10	11238.1	50
11	11239.1	50
12	11240.1	50
13	11241.1	50
14	11242.1	50
15	11243.1	50
16	11244.1	50
17	11245.1	50
18	11246.1	50
19	11247.1	50
20	11248.1	50
21	11249.1	50
22	11250.1	50
23	11251.1	50
24	11252.1	50

No. of poles	Cat.-No.	Qty.p.pck.
	● green (Ral 6018)	
2	11305.1	50
3	11306.1	50
4	11307.1	50
5	11308.1	50
6	11309.1	50
7	11310.1	50
8	11311.1	50
9	11312.1	50
10	11313.1	50
11	11314.1	50
12	11315.1	50
13	11316.1	50
14	11317.1	50
15	11318.1	50
16	11319.1	50

Accessories

Marking Page 126 - 129
 Coding Page 124 - 125

Page 126 - 129
 Page 124 - 125

Plug-in connection system

PK-TS Connector

Connector for:

PK-TS/.../5,08/15 or

PK-TS/.../5,08-F/15

PK-TS/.../5,08 or

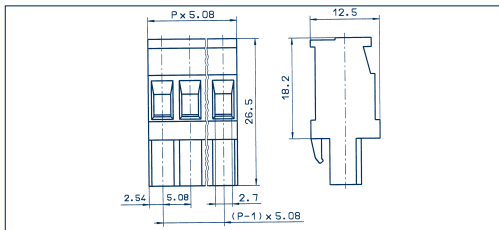
PK-TS/.../5,08-F



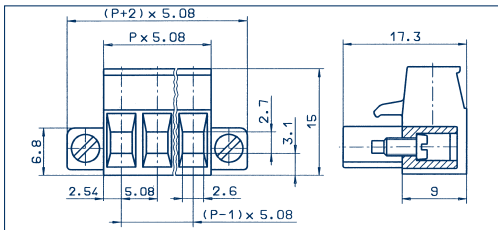
5,08 mm

Drawings

PKB 1110/.../5,08



PKB 950/.../5,08-F



Connection principle

Dimensions

Spacing mm	5,08
Insulation stripping length mm	7,00
PCB hole diameter mm	-

Connection data

Single wire (solid) mm ²	2,50
Stranded wire (flexible) mm ²	2,50
Stranded wire (with ferrules) mm ²	2,50

Rating

	US	
Rated voltage V	300 V	250 V
Rated current A	15 A	12 A (T60)
Cross section max. AWG/mm ²	22-10	2,50
Rated surge voltage	-	4,00 kV
Rated torque/Screw size	-	0,50 Nm/M3
Contamination degree	-	3

Materials

Insulating material/Flammability class	PA 6.6 V0 / UL 94 V0
Temperature Range	-30°C / +105°C
Clamping part	CuZn
Clamping cage/Eccentric	-
Contact pin	-
Cage tension spring	-
Wire protection	-
Soldering lug	-
Contact Spring	CuSn

Order information

Standard colour(s)
(further colours on request, see page 5)

Strain-relief-clamp

No. of poles	Cat.-No.	Qty.p.pck.
	● green (Ral 6018)	
2	11339.1	50
3	11340.1	50
4	11341.1	50
5	11342.1	50
6	11343.1	50
7	11344.1	50
8	11345.1	50
9	11346.1	50
10	11347.1	50
11	11348.1	50
12	11349.1	50
13	11350.1	50
14	11351.1	50
15	11352.1	50
16	11353.1	50

Accessories

Marking	Page 126 - 129
Coding	Page 124 - 125

Strain-relief-clamp


No. of poles	Cat.-No.	Qty.p.pck.
	● green (Ral 6018)	
2	11277.1	50
3	11278.1	50
4	11279.1	50
5	11280.1	50
6	11281.1	50
7	11282.1	50
8	11283.1	50
9	11284.1	50
10	11285.1	50
11	13212.1	50
12	13213.1	50
13	13214.1	50
14	13215.1	50
15	13216.1	50
16	13217.1	50
17	13218.1	50
18	13219.1	50
19	13220.1	50
20	13221.1	50
21	13222.1	50
22	13223.1	50
23	13707.1	50
24	13708.1	50

Marking	Page 126 - 129
Coding	Page 124 - 125

Plug-in connection system

PK-TS Connector

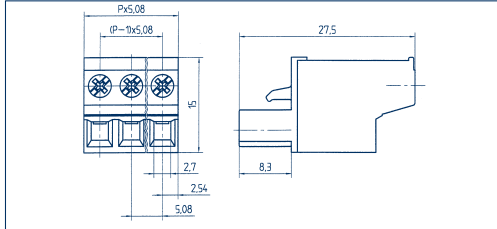
Connector for:
PK-TS/... /5,08/15
PK-TS/... /5,08



PBT 1200/... /5,08



Drawings



Connection principle

Dimensions

Spacing mm
 Insulation stripping length mm
 PCB hole diameter mm

Connection data

Single wire (solid) mm²
 Stranded wire (flexible) mm²
 Stranded wire (with ferrules) mm²

Rating

Rated voltage V
 Rated current A
 Cross section max. AWG/mm²
 Rated surge voltage
 Rated torque/Screw size
 Contamination degree

Materials

Insulating material/Flammability class
 Temperature Range
 Clamping part
 Clamping cage/Eccentric
 Contact pin
 Cage tension spring
 Wire protection
 Soldering lug
 Contact Spring

Order information

Standard colour(s)
 (further colours on request, see page 5)

Eccentric-top


Spacing mm	5,08	
Insulation stripping length mm	10,00	
PCB hole diameter mm	-	
Single wire (solid) mm ²	2,50	
Stranded wire (flexible) mm ²	2,50	
Stranded wire (with ferrules) mm ²	2,50	
Rated voltage V	300 V	250 V
Rated current A	15 A	12 A (T60)
Cross section max. AWG/mm ²	22-12	2,50
Rated surge voltage	-	4,00 kV
Rated torque/Screw size	-	0,50 Nm/M2,5
Contamination degree	-	3
Insulating material/Flammability class	PA 6.6 V0 / UL 94 V0	
Temperature Range	-30 °C / +105 °C	
Clamping part	-	
Clamping cage/Eccentric	Fe/Fe	
Contact pin	-	
Cage tension spring	-	
Wire protection	-	
Soldering lug	-	
Contact Spring	CuSn	
No. of poles	Cat.-No.	Qty.p.pck.
	●	
	green	
	(Ral 6018)	
2	11354.1	50
3	11355.1	50
4	11356.1	50
5	11357.1	50
6	11358.1	50
7	11359.1	50
8	11360.1	50
9	11361.1	50
10	11362.1	50
11	11363.1	50
12	11364.1	50
13	11365.1	50
14	11366.1	50
15	11367.1	50
16	11368.1	50
17	11369.1	50
18	11370.1	50
19	11371.1	50
20	11372.1	50
21	11373.1	50
22	11374.1	50
23	11375.1	50
24	11376.1	50

Accessories


Marking Page 126 - 129
 Coding Page 124 - 125

Plug-in adapter for tension spring terminal block ZRK in spacing 5,08 mm and for pressure spring terminal block FRK in spacing 5,08 mm


CONTA-CON in combination with CONTA-CONNECT




ZRK 2,5/2A in combination within STL 950/10/5,08-G-L



ZRK 2,5/3A in combination within STL 950/10/5,08-G-L



FRK 2,5/4A in combination within STL 950/10/5,08-V-G-L (FRK)



FRKD 2,5 in combination within STL 950/10/5,08-V-G-L (FRK)



ZSRK 2,5/2A in combination within STL 950/10/5,08-G-L



ZSRK 2,5/3A with accentuating tool BW 10

Standard tension spring terminals **ZSRK 2,5**; **ZRK 2,5** and **ZRKD 2,5** from the **CONTA-CONNECT** range can be plugged in at a later stage by using headers **STL 950/... /5,08-G-L**. It is the same with standard pressure spring terminals **FRK 2,5** and **FRKD 2,5** in combination within **STL 950/... /5,08-V-G-L (FRK)**.

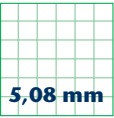
Headers are designed for fast, easy and safe connection of the different levels.

Accentuating tools **BW** (1-10 poles available) serve to open up to 10 springs at a time. This is how to facilitate and speed up installation.

ZRK | FRK spring technology along with **CONTA-CON** printed circuit board plug-in connectors enable you to tremendously reduce high-cost final assembly time and to assure speedy parts replacement during service and maintenance. All combinations allow for coding without loss of poles (cf. page 124, Coding).

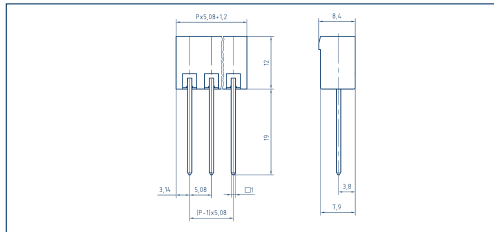

Note: Plug-in connectors may not be connected or disconnected with a voltage exceeding 42 V. When using tension spring terminals with headers **STL 950/... /5,08-G-L** on the distributing side, the rated voltage must not exceed 50 V because live headers are not touch-proof under unprotected conditions.

Plug-in adapter for tension spring terminal block in spacing 5,08

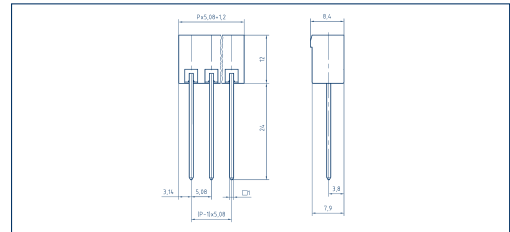


5,08 mm

STL 950/... /5,08-G-L (ZRK)



STL 950/... /5,08-V-G-L (FRK)



Drawings

Dimensions

Insulating material	5,08		5,08	
Insulation stripping length mm	-		-	
PCB hole diameter mm	-		-	
Dimensions (L x B x H)	-		-	

Cross sections

single wire (solid) mm ²	-		-	
stranded wire (flexible) mm ²	-		-	
stranded wire (with ferrules) mm ²	-		-	

Output information

	US		US	
Rated voltage V	300 V	250 V	300 V	250 V
Rated current A	15 A	12 A (T60)	15 A	12 A (T60)
Cross section max. AWG/mm ²	-	-	-	-
Rating impulse voltage	-	4,00 kV	-	4,00 kV
Rated torque/Screw size	-	-	-	-
Dirt level	-	3	-	3

Materials

Insulating material/Flammability class	PA 6.6 V0 / UL 94 V0		PA 6.6 V0 / UL 94 V0	
Temperature Range	-30°C / +105°C		-30°C / +105°C	
Clamping part	-		-	
Clamping cage/Eccentric	-		-	
Contact pin	Cu		Cu	
Cage tension spring	-		-	
Wire protection	-		-	
Soldering lug	-		-	
Contact Spring	-		-	

Order information

	No. of poles	Cat.-No.	Qty.p.pck.	No. of poles	Cat.-No.	Qty.p.pck.
Standard colour(s)		● green (Ral 6018)			● green (Ral 6018)	
(further colours on request, see page 5)						
	1	-	50	1	-	50
	2	13154.1	50	2	13871.1	50
	3	13155.1	50	3	13872.1	50
	4	13156.1	50	4	13873.1	50
	5	13157.1	50	5	13874.1	50
	6	13158.1	50	6	13875.1	50
	7	13159.1	50	7	13876.1	50
	8	13160.1	50	8	13877.1	50
	9	13161.1	50	9	13878.1	50
	10	13162.1	50	10	13879.1	50

Accessories

	No. of poles	Cat.-No.	Qty.p.pck.	No. of poles	Cat.-No.	Qty.p.pck.
Accentuating tool BW 1...10	for ZRK	● black (Ral 9011)		for FRK		
	1	3778.0	1	1	3831.0	1
	2	3779.0	1	2	3832.0	1
	3	3780.0	1	3	3833.0	1
	4	3781.0	1	4	3834.0	1
	5	3782.0	1	5	3835.0	1
	6	3802.0	1	6	3836.0	1
	7	3803.0	1	7	3837.0	1
	8	3804.0	1	8	3838.0	1
	9	3805.0	1	9	3839.0	1
	10	3806.0	1	10	3840.0	1


Coding

Page 124 - 125

Page 124 - 125

Plug-in adapter for tension spring terminal block in spacing 5,08

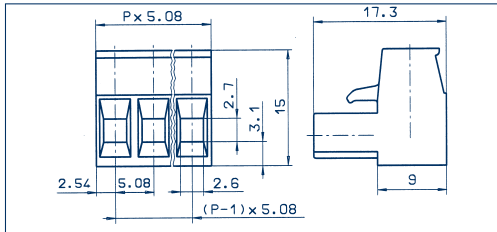

Connector for:
STL 950/... /5,08-G-L



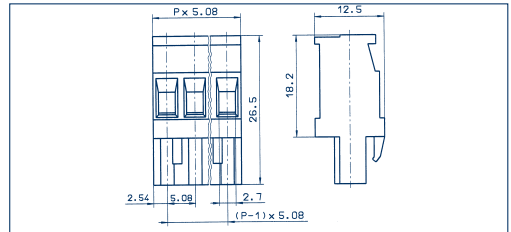
5,08 mm

Drawings

PKB 950/... /5,08



PKB 1100/... /5,08



Connection principle

Dimensions

Spacing mm
Insulation stripping length mm
PCB hole diameter mm

Connection data

Single wire (solid) mm²
Stranded wire (flexible) mm²
Stranded wire (with ferrules) mm²

Rating

Rated voltage V
Rated current A
Cross section max. AWG/mm²
Rated surge voltage
Rated torque/Screw size
Contamination degree

Materials

Insulating material/Flammability class
Temperature Range
Clamping part
Clamping cage/Eccentric
Contact pin
Cage tension spring
Wire protection
Soldering lug
Contact Spring

Order information

Standard colour(s)
(further colours on request, see page 5)

Strain-relief-clamp

5,08

6,00

-

2,50

2,50

2,50



300 V

15 A

22-12

-

-

-



250 V

12 A (T60)

2,50

4,00 kV

0,50 Nm/M3

3

PA 6.6 V0 / UL 94 V0

-30°C / +105°C

CuZn

-

-

-

-

-

CuSn

No. of poles

Cat.-No.

Qty.p.pck.



green

(Ral 6018)

2

3

4

5

6

7

8

9

10

11230.1

11231.1

11232.1

11233.1

11234.1

11235.1

11236.1

11237.1

11238.1

50

50

50

50

50

50

50

50

50

Strain-relief-clamp

5,08

7,00

-

2,50

2,50

2,50



300 V

15 A

22-10

-

-

-



250 V

12 A (T60)

2,50

4,00 kV

0,50 Nm/M3

3

PA 6.6 V0 / UL 94 V0

-30°C / +105°C

CuZn

-

-

-

-

-

CuSn

No. of poles

Cat.-No.

Qty.p.pck.



green

(Ral 6018)

2

3

4

5

6

7

8

9

10

11305.1

11306.1

11307.1

11308.1

11309.1

11310.1

11311.1

11312.1

11313.1

50

50

50

50

50

50

50

50

50

Accessories

Marking
Coding

Page 124 - 127

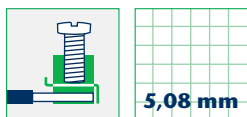
Page 122 - 123

Page 124 - 127

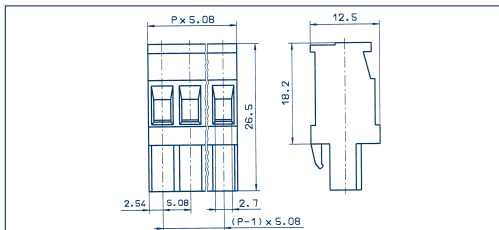
Page 122 - 123

Plug-in adapter for tension spring terminal block in spacing 5,08

Connector for:
STL 950/... /5,08-G-L



PKB 1110/... /5,08



Drawings

Connection principle

Dimensions

Spacing mm
Insulation stripping length mm
PCB hole diameter mm

Connection data

Single wire (solid) mm²
Stranded wire (flexible) mm²
Stranded wire (with ferrules) mm²

Rating

Rated voltage V
Rated current A
Cross section max. AWG/mm²
Rated surge voltage
Rated torque/Screw size
Contamination degree

Materials

Insulating material/Flammability class
Temperature Range
Clamping part
Clamping cage/Eccentric
Contact pin
Cage tension spring
Wire protection
Soldering lug
Contact Spring

Order information

Standard colour(s)
(further colours on request, see page 5)

Strain-relief-clamp

5,08

7,00

–

2,50

2,50

2,50



300 V

15 A

22-10

–

–

–



250 V

12 A (T60)

2,50

4,00 kV

0,50 Nm/M3

3

PA 6.6 V0 / UL 94 V0

-30°C / +105°C

CuZn

–

–

–

–

–

CuSn

No. of poles	Cat.-No.	Qty.p.pck.
	●	
	green	
	(Ral 6018)	
2	11339.1	50
3	11340.1	50
4	11341.1	50
5	11342.1	50
6	11343.1	50
7	11344.1	50
8	11345.1	50
9	11346.1	50
10	11347.1	50

Accessories

Marking Page 124 - 127
Coding Page 122 - 123


Accessories

CONTA-CON

Numerous accessories are designed to complete our vast range of printed circuit board connectors to optimize your connecting system according to your individual requirements.

For more information:

- . Coding **K**
- . Single Shrouding Cover **AD/PK** for **PK 750** and **PKB 950**
- . Filler plug **BLS-STL**
- . Lettering and Marking **BK/SB**
- . Rail Mounting System **RS-SP** [shaped profile]



Overview accessories

CONTA-CON


The **CONTA-CON** coding system is intended to enable the user to encode a large number of our connectors and headers. For more details cf. "Coding".

All **CONTA-CON** products are shipped without any pole designation and/or lettering. Please cf. "Coding" for the numerous individual coding possibilities.

Our rail mounting system **RS-SP** is designed to be adapted to the individual printed circuit board dimensions which, as outlined under "rail mounting system", enables you to produce quite a number of rail-mountable electronic connections.

According to various VDE requirements, mains terminals have to be equipped with a shrouding cover in addition to an IP 20 protection. Single shrouding cover **AD/PK** is available for printed circuit board connector **PK 750** and printed circuit board plug-in connector [connector] **PKB 950**.


Filler plug **BLS-STL** is used to subdivide relatively long headers into several sections.



Coding System K

Matrix of all coding possibilities


K1 for coding of connectors	124
K2 for coding of headers	124
K3 for coding of headers	124
Types STL 1550, 1570, 1590	



AD/PK

Individual shrouding cover for


PK 750 and PKB 950	125
----------------------------------	-----



Filler plug

Filler plug for subdivision of headers

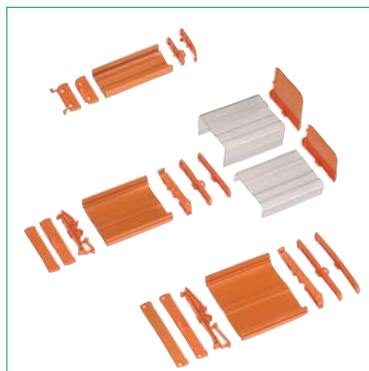
	125
--	-----



Marking

Lettering Card **BK**

	126
--	-----




CONTA-CLIP Rail Mounting System

RS-SPO	131
RS-SP1	131
RS-SP2	131

Coding System K

for coding of our printed circuit board plug-in connector family.



The **CONTA-CON** coding system K is intended to enable the user to encode our P.C. board plug-in connectors **PKB 950/960/1100/1110/1550/1551/ 1552, PBT 1200** and **PZB 3950** without loss of poles and incorrect plugging.

The coding elements [profiles] are fastened to the star-shaped mounting plates. Mechanical coding is effected by positioning the individual coding profiles in the patchboard.

These coding profiles are pushed into the respective guide grooves in the enclosure of the connector and header and pinched off to separate them from the mounting plate.

Types 1550, 1551, 1552, 1570 and 1590 however are an exception because, in their case, coding is effected by placing the coding profiles into the groove of the plug header.

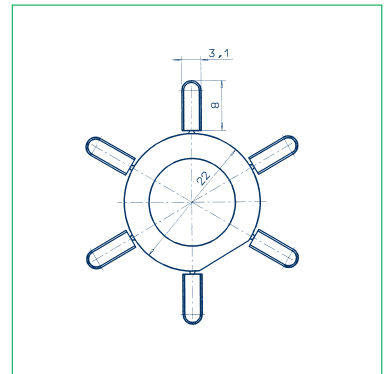
Connectors have "lugs" at their enclosures which permit easy removal and individual coding.

Coding system K is designed for coding of P.C. board plug-in connectors without loss of pole.

The coding matrix on the next page is intended to illustrate the respective combinations possibilities.



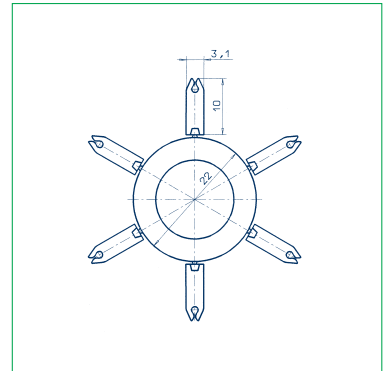
Coding K1
for coding of connectors



Cat.-No. 12002.9
Qty. p. pck. 100 stars (600 tabs)



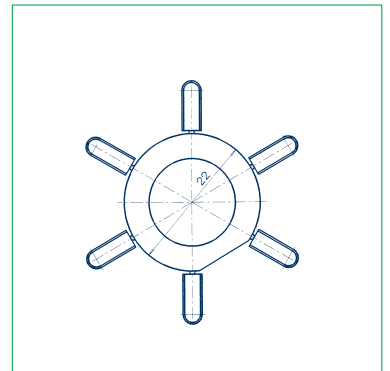
Coding K2
for coding of headers



Cat.-No. 12003.9
Qty. p. pck. 100 stars (600 tabs)



Coding K3
for coding of headers type
STL 1550, 1570, 1590



Cat.-No. 12004.9
Qty. p. pck. 100 stars (600 tabs)

Coding System K

Coding possibilities of connectors and headers of the **CONTA-CON** P.C. board plug-in connector system family.

		HEADERS								
CONNECTORS		STL 950	STL 960	STL 970	STL 975	STL 990	STL 1550	STL 1570	STL 1590	
	PKB 950	K2 K1		K2 K1	K2 K1	K2 K1	K2 K1			
	PKB 960		K2 K1							
	PKB 1100	K2 K1		K2 K1	K2 K1	K2 K1				
	PKB 1110	K2 K1		K2 K1	K2 K1	K2 K1				
	PBT 1200	K2 K1		K2 K1		K2 K1				
	PZB 3950	K2 K1			K2 K1					
	PKB 1550						K3	K3	K3	
	PKB 1551						K3	K3	K3	
	PKB 1552						K3	K3	K3	

AD/PK

Individual shrouding cover

According to various VDE requirements, mains terminals have to be equipped with a shrouding cover in addition to an IP 20 protection. Single shrouding cover **AD/PK** is available for printed circuit board connector **PK 750** and printed circuit board plug-in connector [connector] **PKB 950**.



Type **AD/PK yellow**
Cat.-No. **13283.8**
Qty. p. pck. 100 pcs.



Ex. **AD/PK** on **PK750**

BLS-STL

Filler plugs to subdivide headers

Filler plug **BLS-STL** is used to subdivide relatively long headers into several sections.


Furthermore this serves to clearly sectionalize relatively long headers.

Protection against incorrect connection

Protection of individual headers against dust and touching.



Type **BLS-STL**
Cat.-No. **13284.1**
Qty. p. pck. 100 pcs.



Ex. **BL-STL**

Marking

Strip height 2,8 mm, 3,3 mm or 3,8 mm

All printed circuit board terminals and printed circuit board plug-in connectors are shipped without any pole designation and/or lettering.

Customized lettering of all **CONTA-CON** connectors available at extra charge.

Imprinted or neutral adhesive **marking cards BK** are also available.

Such adhesive strips can be attached to any of the printed board or plug-in connectors which do not have a guide groove (except see below). Existing strip heights: 2.8 mm, 3.3 mm or 3.8 mm. Depending on their version, 12 or 14 marking strips with 10 or 12 marking tags each are contained on one **marking card BK**.



These cards are available for the following spacings of the **CONTA-CON** printed circuit board connectors: 2,50; 2,54; 3,50; 3,81; 5,00; 5,08; 7,50; 7,62. Marking cards with a horizontal standard continuous marking from 0 thru 40 are available for these spacings.

Non printed 10 pole cards with spacing marks are available for individual markings which can be done by hand using marker **BS-1**. Individual machine manufactured marking cards are available upon request.

Exception:

As regards the printed board connectors **PK 2,5; PKDL 2,5** and **PKDR 2,5** the insulating enclosure is equipped with a groove to snap a marking label. Please see our catalogue **CONTA-CONNECT** for a detailed product description of this quick marking system **SB**. A more detailed product description for the marking system can be found in our **CONTA-LABEL** catalogs (marking systems) and in **CONTA-CONNECT**.

Terminal marking system
The **PMC** Pocket-Maxicard




Ex. Marking cards **BK**




The **PMC SB** Pocket-Maxicard - application

Marking Card BK

BK 2,50/2,8



BK 2,54/2,8



Component parts

Marking Card, non printed, free spacing, including 14 prepunched marking strips.

Card, printed; continuous, horizontal, ten-digit marking strip, 14 marking strips for 140 connectors marked with:

0-9

1-10

11-20

21-30

31-40

Marking pen

Properties

Tabs per marking card

Spacing/Tab height

Material/Color

Temperature range (°C)

Wipe-proof after printing

Type	Cat.-No.	Qty.p.pck.
BK 2,50/2,8	3171.0	10
non printed		
special print	3180.0	10
BK 2,50/2,8 FW 0-9	2979.0	10
BK 2,50/2,8 FW 1-10	2980.0	10
BK 2,50/2,8 FW 11-20	2981.0	10
BK 2,50/2,8 FW 21-30	2982.0	10
BK 2,50/2,8 FW 31-40	2983.0	10
BS-1	2034.0	10

Type	Cat.-No.	Qty.p.pck.
BK 2,54/2,8	3172.0	10
non printed		
special print	3181.0	10
BK 2,54/2,8 FW 0-9	2984.0	10
BK 2,54/2,8 FW 1-10	2985.0	10
BK 2,54/2,8 FW 11-20	2986.0	10
BK 2,54/2,8 FW 21-30	2987.0	10
BK 2,54/2,8 FW 31-40	2988.0	10
BS-1	2034.0	10

140 pcs.

2,50 mm/2,8 mm

Polyester/white

40°C bis +120°C

DIN 30 646; VDE 0611: 1977-11

140 pcs.

2,54 mm/2,8 mm


Polyester/white

-40°C bis +120°C


DIN 30 646; VDE 0611: 1977-11

Marking Card BK

BK 3,50/2,8



BK 3,81/2,8



Component parts

Marking card, non printed, free spacing, including 14 prepunched marking strips.

Card, printed; continuous, horizontal, ten-digit marking strip, 14 marking strips for 140/120 connectors marked with:

0-9

1-10

11-20

21-30

31-40

Marking pen

Properties

Tabs per marking card

Spacing/Tab height

Material/Color

Temperature range (°C)

Wipe-proof after printing

Type	Cat.-No.	Qty.p.pck.
BK 3,50/2,8	3173.0	10
non printed		
special print	3182.0	10
BK 3,50/2,8 FW 0-9	3015.0	10
BK 3,50/2,8 FW 1-10	3016.0	10
BK 3,50/2,8 FW 11-20	3017.0	10
BK 3,50/2,8 FW 21-30	3018.0	10
BK 3,50/2,8 FW 31-40	3019.0	10
BS-1	2034.0	10

Type	Cat.-No.	Qty.p.pck.
BK 3,81/2,8	3174.0	10
non printed		
special print	3183.0	10
BK 3,81/2,8 FW 0-9	3032.0	10
BK 3,81/2,8 FW 1-10	3033.0	10
BK 3,81/2,8 FW 11-20	3034.0	10
BK 3,81/2,8 FW 21-30	3035.0	10
BK 3,81/2,8 FW 31-40	3036.0	10
BS-1	2034.0	10

140 pcs.

3,50 mm/2,8 mm

Polyester/white

-40°C bis +120°C

DIN 30 646; VDE 0611: 1977-11

140 pcs.

3,81 mm/2,8 mm


Polyester/white

-40°C bis +120°C


DIN 30 646; VDE 0611: 1977-11

Marking Card BK

BK 5,08/2,8



BK 5,00/3,8



Component parts

Marking Card, non printed, free spacing, including 12/14 prepunched marking strips.

Card, printed; continuous, horizontal, ten-digit marking strip, 14/12 marking strips for 140/120 connectors marked with:

0-9

1-10

11-20

21-30

31-40

Marking pen

Properties

Tabs per marking card

Spacing/Tab height

Material/Color

Temperature range (°C)

Wipe-proof after printing

Type	Cat.-No.	Qty.p.pck.
BK 5,08/2,8	3175.0	10
non printed		
special print	3184.0	10
BK 5,08/2,8 FW 0-9	3136.0	10
BK 5,08/2,8 FW 1-10	3137.0	10
BK 5,08/2,8 FW 11-20	3138.0	10
BK 5,08/2,8 FW 21-30	3139.0	10
BK 5,08/2,8 FW 31-40	3140.0	10
BS-1	2034.0	10

140 pcs.

5,08 mm/2,8 mm

Polyester/white

-40°C bis +120°C

DIN 30 646; VDE 0611: 1977-11

Type	Cat.-No.	Qty.p.pck.
BK 5,00/3,8	3176.0	10
non printed		
special print	3185.0	10
BK 5,00/3,8 FW 0-9	3141.0	10
BK 5,00/3,8 FW 1-10	3142.0	10
BK 5,00/3,8 FW 11-20	3143.0	10
BK 5,00/3,8 FW 21-30	3144.0	10
BK 5,00/3,8 FW 31-40	3145.0	10
BS-1	2034.0	10

120 pcs.

5,00 mm/3,8 mm


Polyester/white

-40°C bis +120°C

DIN 30 646; VDE 0611: 1977-11

Marking Cards BK

BK 5,08/3,8



Component parts

Marking card, non printed, free spacing, including 12 prepunched marking strips.

Card, printed; continuous, horizontal, ten-digit marking strip, 12 marking strips for 120 connectors marked with:

0-9

1-10

11-20

21-30

31-40

Marking pen

Properties

Tabs per marking card

Spacing/Tab height

Material/Color

Temperature range (°C)

Wipe-proof after printing

Type	Cat.-No.	Qty.p.pck.
BK 5,08/3,8	3177.0	10
non printed		
special print	3186.0	10
BK 5,08/3,8 FW 0-9	3146.0	10
BK 5,08/3,8 FW 1-10	3147.0	10
BK 5,08/3,8 FW 11-20	3148.0	10
BK 5,08/3,8 FW 21-30	3149.0	10
BK 5,08/3,8 FW 31-40	3150.0	10
BS-1	2034.0	10

120 pcs.

5,08 mm/3,8 mm


Polyester/white

-40°C bis +120°C


DIN 30 646; VDE 0611: 1977-11

Marking Card BK

BK 7,50/3,8



BK 7,62/3,80



Component parts

Marking Card, non printed, free spacing, including 12 prepunched marking strips.

Card, printed; continuous, horizontal, ten-digit marking strip, 12 marking strips for 120 connectors marked with:

0-9

1-10

11-20

21-30

31-40

Marking pen

Properties

Tabs per marking card

Spacing/Tab height

Material/Color

Temperature range (°C)

Wipe-proof after printing

Type	Cat.-No.	Qty.p.pck.
BK 7,50/3,8	3178.0	10
non printed		
special print	3187.0	10
BK 7,50/3,8 FW 0-9	3151.0	10
BK 7,50/3,8 FW 1-10	3152.0	10
BK 7,50/3,8 FW 11-20	3153.0	10
BK 7,50/3,8 FW 21-30	3154.0	10
BK 7,50/3,8 FW 31-40	3155.0	10
BS-1	2034.0	10

120 pcs.

7,50 mm/3,8 mm

Polyester/white

-40°C bis +120°C

DIN 30 646; VDE 0611: 1977-11

Type	Cat.-No.	Qty.p.pck.
BK 7,62/3,8	3179.0	10
non printed		
special print	3188.0	10
BK 7,62/3,8 FW 0-9	3156.0	10
BK 7,62/3,8 FW 1-10	3157.0	10
BK 7,62/3,8 FW 11-20	3158.0	10
BK 7,62/3,8 FW 21-30	3159.0	10
BK 7,62/3,8 FW 31-40	3160.0	10
BS-1	2034.0	10

120 pcs.

7,62 mm/3,8 mm


Polyester/white

-40°C bis +120°C


DIN 30 646; VDE 0611: 1977-11

Marking Card BK

BK 1-12/5,08/3,3



BK 13-24/5,08/3,3



Component parts

Marking card, non printed, free spacing, including 12 prepunched marking strips. Card, printed; continuous, horizontal, ten-digit marking strip, 25 marking strips for 300 connectors.

Type	Cat.-No.	Qty. pck.
BK 1-12/5,08	2960.0	10

Type	Cat.-No.	Qty.p.pck.
BK 13-24/5,08	2961.0	10

Properties

Tabs per marking card

Spacing/Tab height

Material/Color

Temperature range (°C)

Wipe-proof after printing

300 pcs.

5,08 mm/3,3 mm

Polyester/white

-40°C bis +120°C

DIN 30 646; VDE 0611: 1977-11

300 pcs.

5,08 mm/3,3 mm

Polyester/white

-40°C bis +120°C

DIN 30 646; VDE 0611: 1977-11

Rail mounting system RS-SP

Shaped extrusion profiles can be used as basis plates for printed circuit boards.

The **CONTA-CLIP** rail mounting system **RS-SP** is designed to enable you to produce quite a number of rail-mountable electronic connections by individually adapting the shaped profiles to the according printed board lengths.

The **RS-SP** profiles **RS-SP1** and **RS-SP2** have 2 connector levels and are delivered in 2 m lengths and are easy to cut into the required sections by means of a saw. We also offer profile lengths according to your specifications. Cutting profiles into sections without rigid subdivision allows profile enclosures to be individually adapted to electronics.

After cutting the shaped profiles into sections according to the specified modular lengths and/or space, the required modules can be assembled from the respective cover plates and foot elements.


Three separate profile versions (**RS-SP0**, **RS-SP1** and **RS-SP2**) are available for the various widths of printed circuit boards.

Transparent cover profiles **AD1** (low version) and **AD2** (high version) are available in 1 m lengths for the **RS-SP1** system. Cover plates **AP/AD1** (low version) and **AP/AD2** (high version) are used for mounting with lock screw **BS-AD** serving to fit them to the cover profile. The labelling of versions **RS-SP1** and **RS-SP2** is effected by means of the quick marking system **SB** in specially provided marking grooves (see **CONTA-CONNECT** catalogue).


Taking into account applicable specifications and requirements, a **RS-SP profile** enclosure consists of the following components:

- Shaped profile **RS-SP** (versions **RS-SP0**; **RS-SP1**; **RS-SP2**)
- Cover plate **AP** in various versions:
 - Mounting rail installation **AP/Ts** (**RS-SP0**) on mounting rail **TS 35/RS-SP1** and **RS-SP 2** on mounting rail **TS32/TS 35**.
 - Direct installation **AP/D**
 - Low version **AP/AD1** for fastening of transp. cover **AD1**
 - High version **AP/AD2** for fastening of transp. cover **AD2**
- Rail mounting **RF** for installation of mounting rail of profiles **RS-SP1** and **RS-SP2** on mounting rail **TS32/TS35**
- Transparent shrouding profile **AD**
 - low version **AD1**
 - high version **AD2**
- Lock screw **BS-AD** for locking of shrouding profiles **AD1** and **AD2**
- Lock screw **BS-RS** for fastening of cover plates **AP** for Types **RS-SP0** and **RS-SP2**


Standard rail mounting system **CONTA-CON RS-SP** colour is orange. Special colours are available on request.



RS-SP0




RS-SP1



RS-SP2

Rail mouting system RS-SP
RS-SP0

RS-SP1

Component parts

	Type	Cat.-No.	Qty. p. pck.
Shaped profile	RS-SP0 orange	5675.3	1
Cover plate/mouting rail installation	AP0/TS orange	3133.3	20
Cover plate/ direct installation	AP0/D orange	3134.3	20
Cover plate for AD 1	–	–	–
Cover plate for AD 2	–	–	–
Lock Screw BS-RS	BS/RS	4560.0	100
Shrouding cover AD 1	–	–	–
Shrouding cover AD 2	–	–	–
Lock screw for shrouding cover BS-AD	–	–	–
Catch foot for TS 32/35	–	–	–

	Type	Cat.-No.	Qty. p. pck.
Shaped profile	RS-SP1 orange	5680.3	1
Cover plate/mouting rail installation	AP1/TS orange	5681.3	20
Cover plate/ direct installation	AP1/D orange	5682.3	20
Cover plate for AD 1	AP/AD1	5891.0	20
Cover plate for AD 2	AP/AD2	5895.0	20
Lock Screw BS-RS	–	–	–
Shrouding cover AD 1	AD1	5893.0	1
Shrouding cover AD 2	AD2	5894.0	1
Lock screw for shrouding cover BS-AD	BS/AD	2385.0	100
Catch foot for TS 32/35	RF/SP1 orange	5683.0	20

Dimensions


	mm	thickness mm
P.C. board top level	42,5/-	1,5 + 0,2
P.C. board bottom level	–	–
Total width	46,5	–
Length	2000	–
Height on TS 32	–	–
Height on TS 35	27	–
Height direct installation	19,0	–
Height AD 1	–	–
Height AD 2	–	–

	mm	thickness mm
P.C. board top level	73 + 0,4 ./. 0,1	1,5 + 0,2
P.C. board bottom level	68 + 0,4 ./. 0,1	1,5 + 0,2
Total width	84	–
Length	2000	–
Height on TS 32	43	–
Height on TS 35	40	–
Height direct installation	17	–
Height AD 1	25	–
Height AD 2	45	–

Materials

Material	RS-SP = PVC AP/RF = PA 6.6-V2
----------	----------------------------------

Material	RS-SP = PVC AP/RF = PA 6.6-V2
----------	----------------------------------

Rail mouting system RS-SP
RS-SP2

Component parts

	Type	Cat.-No.	Qty. p. pck.
Shaped profile	RS-SP2 orange	5690.3	1
Cover plate/mouting rail installation	AP2/TS orange	5691.3	20
Cover plate/ direct installation	AP2/D orange	5692.3	20
Cover plate for AD 1	–	–	–
Cover plate for AD 2	–	–	–
Lock Screw BS-RS	BS/RS	4560.0	100
Shrouding cover AD 1	–	–	–
Shrouding cover AD 2	–	–	–
Lock screw for shrouding cover BS-AD	–	–	–
Catch foot for TS 32/35	RF/SP2 orange	5693.3	20

	Type	Cat.-No.	Qty. p. pck.
Shaped profile	–	–	–
Cover plate/mouting rail installation	–	–	–
Cover plate/ direct installation	–	–	–
Cover plate for AD 1	–	–	–
Cover plate for AD 2	–	–	–
Lock Screw BS-RS	–	–	–
Shrouding cover AD 1	–	–	–
Shrouding cover AD 2	–	–	–
Lock screw for shrouding cover BS-AD	–	–	–
Catch foot for TS 32/35	–	–	–

Dimensions

	mm	thickness mm
P.C. board top level	108,5 + 0,5 ./. 0,3	1,5 + 0,2
P.C. board bottom level	100 + 0,5 ./. 0,1	1,5 + 0,2
Total width	119	–
Length	2000	–
Height on TS 32	43	–
Height on TS 35	40	–
Height direct installation	17	–
Height AD 1	–	–
Height AD 2	–	–

	mm	thickness mm
P.C. board top level	–	–
P.C. board bottom level	–	–
Total width	–	–
Length	–	–
Height on TS 32	–	–
Height on TS 35	–	–
Height direct installation	–	–
Height AD 1	–	–
Height AD 2	–	–

Materials

Material	RS-SP = PVC AP/RF = PA 6.6-V2
----------	----------------------------------

Material	–
----------	---

Types and order numbers *alphabetic*

Types	Cat.-No.	Page	Types	Cat.-No.	Page	Types	Cat.-No.	Page
A			BW/3	3780.0	119	PBK 4291/20/3,50-KDVP	13328.0	60
AD 1	5893.0	129	BW/3 (FRK)	3833.0	119	PBK 4291/21/3,50-KD	13305.0	60
AD 2	5894.0	129	BW/4	3781.0	119	PBK 4291/21/3,50-KDVP	13329.0	60
AD/PK yellow	13283.8	128	BW/4 (FRK)	3834.0	119	PBK 4291/22/3,50-KD	13306.0	60
AP 0/D	3134.0	131	BW/5	3782.0	119	PBK 4291/22/3,50-KDVP	13330.0	60
AP 0/TS	3133.3	131	BW/5 (FRK)	3835.0	119	PBK 4291/23/3,50-KD	13307.0	60
AP 1/D orange	5682.3	131	BW/6	3802.0	119	PBK 4291/23/3,50-KDVP	13331.0	60
AP 1/TS orange	5681.3	131	BW/6 (FRK)	3836.0	119	PBK 4291/24/3,50-KD	13308.0	60
AP 2/D orange	5692.3	131	BW/7	3803.0	119	PBK 4291/24/3,50-KDVP	13332.0	60
AP 2/TS orange	5691.3	131	BW/7 (FRK)	3837.0	119	PBK 4291/3/3,50-KD	13287.0	60
AP/AD 1	5891.0	131	BW/8	3804.0	119	PBK 4291/3/3,50-KDVP	13311.0	60
AP/AD 2	5895.0	131	BW/8 (FRK)	3838.0	119	PBK 4291/4/3,50-KD	13288.0	60
B			BW/9	3805.0	119	PBK 4291/4/3,50-KDVP	13312.0	60
BK 1-12/5,08/3,3	2960.0	129	BW/9 (FRK)	3839.0	119	PBK 4291/5/3,50-KD	13289.0	60
BK 13-24/5,08/3,3	2961.0	129	K			PBK 4291/5/3,50-KDVP	13313.0	60
BK 2,50/2,8 FW 0-9	2979.0	127	K1	12002.9	124	PBK 4291/6/3,50-KD	13290.0	60
BK 2,50/2,8 FW 1-10	2980.0	127	K2	12003.9	124	PBK 4291/6/3,50-KDVP	13314.0	60
BK 2,50/2,8 FW 11-20	2981.0	127	K3	12004.9	124	PBK 4291/7/3,50-KD	13291.0	60
BK 2,50/2,8 FW 21-30	2982.0	127	P			PBK 4291/7/3,50-KDVP	13315.0	60
BK 2,50/2,8 FW 31-40	2983.0	127	PBK 4100/10/5,00 l.-gr.	13093.0	61	PBK 4291/8/3,50-KD	13292.0	60
BK 2,50/2,8 non printed	3171.0	127	PBK 4100/11/5,00 l.-gr.	13094.0	61	PBK 4291/8/3,50-KDVP	13316.0	60
BK 2,50/2,8 special print	3180.0	127	PBK 4100/12/5,00 l.-gr.	13095.0	61	PBK 4291/9/3,50-KD	13293.0	60
BK 2,54/2,8 FW 0-9	2984.0	127	PBK 4100/13/5,00 l.-gr.	13096.0	61	PBK 4291/9/3,50-KDVP	13317.0	60
BK 2,54/2,8 FW 1-10	2985.0	127	PBK 4100/14/5,00 l.-gr.	13097.0	61	PBKZ 4301/2/5,08-KD	13131.1	62
BK 2,54/2,8 FW 11-20	2986.0	127	PBK 4100/15/5,00 l.-gr.	13098.0	61	PBKZ 4301/3/5,08-KD	13132.1	62
BK 2,54/2,8 FW 21-30	2987.0	127	PBK 4100/16/5,00 l.-gr.	13099.0	61	PBKZ 4301/4/5,08-KD	13133.1	62
BK 2,54/2,8 FW 31-40	2988.0	127	PBK 4100/17/5,00 l.-gr.	13100.0	61	PBKZ 4301/5/5,08-KD	13134.1	62
BK 2,54/2,8 non printed	3172.0	127	PBK 4100/18/5,00 l.-gr.	13101.0	61	PBKZ 4301/6/5,08-KD	13135.1	62
BK 2,54/2,8 special print	3180.0	127	PBK 4100/19/5,00 l.-gr.	13102.0	61	PBKZ 4301/7/5,08-KD	13136.1	62
BK 3,50/2,8 FW 0-9	3015.0	127	PBK 4100/20/5,00 l.-gr.	13103.0	61	PBT 1200/10/5,08	11362.1	82
BK 3,50/2,8 FW 1-10	3016.0	127	PBK 4100/21/5,00 l.-gr.	13104.0	61	PBT 1200/11/5,08	11363.1	82
BK 3,50/2,8 FW 11-20	3017.0	127	PBK 4100/22/5,00 l.-gr.	13105.0	61	PBT 1200/12/5,08	11364.1	82
BK 3,50/2,8 FW 21-30	3018.0	127	PBK 4100/23/5,00 l.-gr.	13106.0	61	PBT 1200/13/5,08	11365.1	82
BK 3,50/2,8 FW 31-40	3019.0	127	PBK 4100/24/5,00 l.-gr.	13107.0	61	PBT 1200/14/5,08	11366.1	82
BK 3,50/2,8 non printed	3173.0	127	PBK 4100/25/5,00 l.-gr.	13108.0	61	PBT 1200/15/5,08	11367.1	82
BK 3,50/2,8 special print	3181.0	127	PBK 4100/26/5,00 l.-gr.	13109.0	61	PBT 1200/16/5,08	11368.1	82
BK 3,81/2,8 FW 0-9	3032.0	127	PBK 4100/27/5,00 l.-gr.	13110.0	61	PBT 1200/17/5,08	11369.1	82
BK 3,81/2,8 FW 1-10	3033.0	127	PBK 4100/28/5,00 l.-gr.	13111.0	61	PBT 1200/18/5,08	11370.1	82
BK 3,81/2,8 FW 11-20	3034.0	127	PBK 4100/29/5,00 l.-gr.	13112.0	61	PBT 1200/19/5,08	11371.1	82
BK 3,81/2,8 FW 21-30	3035.0	127	PBK 4100/30/5,00 l.-gr.	13113.0	61	PBT 1200/2/5,08	11354.1	82
BK 3,81/2,8 FW 31-40	3036.0	127	PBK 4100/31/5,00 l.-gr.	13114.0	61	PBT 1200/20/5,08	11372.1	82
BK 3,81/2,8 non printed	3174.0	127	PBK 4100/32/5,00 l.-gr.	13115.0	61	PBT 1200/21/5,08	11373.1	82
BK 3,81/2,8 special print	3183.0	127	PBK 4100/33/5,00 l.-gr.	13116.0	61	PBT 1200/22/5,08	11374.1	82
BK 5,00/3,8 FW 0-9	3141.0	128	PBK 4101/10/5,00-KD l.-gr.	13117.0	61	PBT 1200/23/5,08	11375.1	82
BK 5,00/3,8 FW 1-10	3142.0	128	PBK 4101/11/5,00-KD l.-gr.	13118.0	61	PBT 1200/24/5,08	11376.1	82
BK 5,00/3,8 FW 11-20	3143.0	128	PBK 4101/12/5,00-KD l.-gr.	13119.0	61	PBT 1200/3/5,08	11355.1	82
BK 5,00/3,8 FW 21-30	3144.0	128	PBK 4101/13/5,00-KD l.-gr.	13120.0	61	PBT 1200/4/5,08	11356.1	82
BK 5,00/3,8 FW 31-40	3145.0	128	PBK 4101/14/5,00-KD l.-gr.	13121.0	61	PBT 1200/5/5,08	11357.1	82
BK 5,00/3,8 non printed	3176.0	128	PBK 4101/15/5,00-KD l.-gr.	13122.0	61	PBT 1200/6/5,08	11358.1	82
BK 5,00/3,8 special print	3185.0	128	PBK 4101/16/5,00-KD l.-gr.	13123.0	61	PBT 1200/7/5,08	11359.1	82
BK 5,08/2,8 FW 0-9	3136.0	128	PBK 4101/17/5,00-KD l.-gr.	13124.0	61	PBT 1200/8/5,08	11360.1	82
BK 5,08/3,8 FW 0-9	3146.0	128	PBK 4101/18/5,00-KD l.-gr.	13125.0	61	PBT 1200/9/5,08	11361.1	82
BK 5,08/2,8 FW 1-10	3137.0	128	PBK 4101/19/5,00-KD l.-gr.	13126.0	61	PK 100/10/10,00-H	10042.1	25
BK 5,08/3,8 FW 1-10	3147.0	128	PBK 4101/20/5,00-KD l.-gr.	13127.0	61	PK 100/10/10,00-H d. grey	10042.4	25
BK 5,08/2,8 FW 11-20	3138.0	127	PBK 4101/21/5,00-KD l.-gr.	13128.0	61	PK 100/10/10,00-V	10031.1	25
BK 5,08/3,8 FW 11-20	3148.0	128	PBK 4101/22/5,00-KD l.-gr.	13129.0	61	PK 100/10/10,00-V d. grey	10031.4	25
BK 5,08/2,8 FW 21-30	3139.0	127	PBK 4101/23/5,00-KD l.-gr.	13130.0	61	PK 100/10/5,00-H	10020.1	16
BK 5,08/3,8 FW 21-30	3149.0	128	PBK 4101/24/5,00-KD l.-gr.	13131.0	61	PK 100/10/5,00-H d. grey	10020.4	16
BK 5,08/2,8 FW 31-40	3140.0	128	PBK 4101/25/5,00-KD l.-gr.	13132.0	61	PK 100/10/5,00-H-BL	10064.1	17
BK 5,08/2,8 non printed	3175.0	128	PBK 4101/26/5,00-KD l.-gr.	13133.0	61	PK 100/10/5,00-H-BL d. grey	10064.4	17
BK 5,08/2,8 special print	3184.0	128	PBK 4101/27/5,00-KD l.-gr.	13134.0	61	PK 100/10/5,00-V	10009.1	16
BK 5,08/3,8 FW 31-40	3150.0	128	PBK 4101/28/5,00-KD l.-gr.	13135.0	61	PK 100/10/5,00-V d. grey	10009.4	16
BK 5,08/3,8 non printed	3177.0	128	PBK 4101/29/5,00-KD l.-gr.	13136.0	61	PK 100/10/5,00-V-BL	10053.1	17
BK 5,08/3,8 special print	3186.0	128	PBK 4101/30/5,00-KD l.-gr.	13137.0	61	PK 100/10/5,00-V-BL d. grey	10053.4	17
BK 7,50/3,8 FW 0-9	3151.0	129	PBK 4101/31/5,00-KD l.-gr.	13138.0	61	PK 100/11/10,00-H	10043.1	25
BK 7,50/3,8 FW 1-10	3152.0	129	PBK 4101/32/5,00-KD l.-gr.	13139.0	61	PK 100/11/10,00-H d. grey	10043.4	25
BK 7,50/3,8 FW 11-20	3153.0	129	PBK 4291/10/3,50-KDVP	13318.0	60	PK 100/11/10,00-V	10032.1	25
BK 7,50/3,8 FW 21-30	3154.0	129	PBK 4291/11/3,50-KD	13295.0	60	PK 100/11/10,00-V d. grey	10032.4	25
BK 7,50/3,8 FW 31-40	3155.0	129	PBK 4291/12/3,50-KD	13296.0	60	PK 100/11/5,00-H	10021.1	16
BK 7,50/3,8 non printed	3178.0	129	PBK 4291/13/3,50-KD	13297.0	60	PK 100/11/5,00-H d. grey	10021.4	16
BK 7,50/3,8 special print	3187.0	129	PBK 4291/14/3,50-KD	13298.0	60	PK 100/11/5,00-H-BL	10065.1	17
BK 7,62/3,8 FW 0-9	3156.0	129	PBK 4291/15/3,50-KD	13299.0	60	PK 100/11/5,00-H-BL d. grey	10065.4	17
BK 7,62/3,8 FW 1-10	3157.0	129	PBK 4291/16/3,50-KD	13300.0	60	PK 100/12/5,00-V	10011.1	16
BK 7,62/3,8 FW 11-20	3158.0	129	PBK 4291/17/3,50-KD	13301.0	60	PK 100/12/5,00-V d. grey	10011.4	16
BK 7,62/3,8 FW 21-30	3159.0	129	PBK 4291/18/3,50-KD	13302.0	60	PK 100/12/5,00-V-BL	10055.1	17
BK 7,62/2,8 non printed	3179.0	129	PBK 4291/19/3,50-KD	13303.0	60	PK 100/12/5,00-V-BL d. grey	10055.4	17
BK 7,62/2,8 special print	3188.0	129	PBK 4291/20/3,50-KD	13304.0	60	PK 100/12/10,00-H	10044.1	25
BK 7,62/2,8 FW 31-40	3160.0	129				PK 100/12/10,00-H d. grey	10044.4	25
BL5-STL	13284.1	125				PK 100/12/10,00-V	10033.1	25
BS-1	2034.0	127				PK 100/12/10,00-V d. grey	10033.4	25
BS/AD (M 2,9x6,5 DIN 9781)	2385.0	131				PK 100/12/5,00-H	10022.1	16
BS/RS	4560.0	131				PK 100/12/5,00-H d. grey	10022.4	16
BW/1	3778.0	119				PK 100/12/5,00-H-BL	10066.1	17
BW/1 (FRK)	3831.0	119				PK 100/12/5,00-H-BL d. grey	10066.4	17
BW/10	3806.0	119				PK 100/12/5,00-V	10011.1	16
BW/10 (FRK)	3840.0	119				PK 100/12/5,00-V d. grey	10011.4	16
BW/2	3779.0	119				PK 100/12/5,00-V-BL	10055.1	17
BW/2 (FRK)	3832.0	119				PK 100/12/5,00-V-BL d. grey	10055.4	17
						PK 		

Types	Cat.-No.	Page	Types	Cat.-No.	Page	Types	Cat.-No.	Page
PK 100/13/10,00-V	13497.1	25	PK 100/2/5,00-H-BL	10056.1	17	PK 100/4/5,00-H-BL	10058.1	17
PK 100/13/10,00-V d. grey	13497.4	25	PK 100/2/5,00-H-BL d. grey	10056.4	17	PK 100/4/5,00-H-BL d. grey	10058.4	17
PK 100/13/5,00-H	12373.1	16	PK 100/2/5,00-V	10001.1	16	PK 100/4/5,00-V	10003.1	16
PK 100/13/5,00-H d. grey	12373.4	16	PK 100/2/5,00-V d. grey	10001.4	16	PK 100/4/5,00-V d. grey	10003.4	16
PK 100/13/5,00-H-BL	12433.1	17	PK 100/2/5,00-V-BL	10045.1	17	PK 100/4/5,00-V-BL	10047.1	17
PK 100/13/5,00-H-BL d. grey	12433.4	17	PK 100/2/5,00-V-BL d. grey	10045.4	17	PK 100/4/5,00-V-BL d. grey	10047.4	17
PK 100/13/5,00-V	12385.1	16	PK 100/20/10,00-H	13516.1	25	PK 100/5/10,00-H	10037.1	25
PK 100/13/5,00V d. grey	12385.4	16	PK 100/20/10,00-H dkl.-gr.	13516.4	25	PK 100/5/10,00-H d. grey	10037.4	25
PK 100/13/5,00-V-BL	12421.1	17	PK 100/20/10,00-V	13504.1	25	PK 100/5/10,00-H-BL	10075.1	26
PK 100/13/5,00-V-BL d. grey	12421.4	17	PK 100/20/10,00-V d. grey	13504.4	25	PK 100/5/10,00-H-BL d. grey	10075.4	26
PK 100/14/10,00-H	13510.1	25	PK 100/20/5,00-H	12380.1	16	PK 100/5/10,00-V	10026.1	25
PK 100/14/10,00-H d. grey	13510.4	25	PK 100/20/5,00-H d. grey	12380.4	16	PK 100/5/10,00-V d. grey	10026.4	25
PK 100/14/10,00-V	13498.1	25	PK 100/20/5,00-H-BL	12440.1	17	PK 100/5/10,00-V-BL	10070.1	26
PK 100/14/10,00-V d. grey	13498.4	25	PK 100/20/5,00-H-BL d. grey	12440.4	17	PK 100/5/10,00-V-BL d. grey	10070.4	26
PK 100/14/5,00-H	12374.1	16	PK 100/20/5,00-V	12392.1	16	PK 100/5/5,00-H	10015.1	16
PK 100/14/5,00-H d. grey	12374.4	16	PK 100/20/5,00-V d. grey	12392.4	16	PK 100/5/5,00-H d. grey	10015.4	16
PK 100/14/5,00-H-BL	12434.1	17	PK 100/20/5,00-V-BL	12428.1	17	PK 100/5/5,00-H-BL	10059.1	17
PK 100/14/5,00-H-BL d. grey	12434.4	17	PK 100/20/5,00-V-BL d. grey	12428.4	17	PK 100/5/5,00-H-BL d. grey	10059.4	17
PK 100/14/5,00-V	12386.1	16	PK 100/21/10,00-H	13517.1	25	PK 100/5/5,00-V	10004.1	16
PK 100/14/5,00-V d. grey	12386.4	16	PK 100/21/10,00-H d. grey	13517.4	25	PK 100/5/5,00-V d. grey	10004.4	16
PK 100/14/5,00-V-BL	12422.1	17	PK 100/21/10,00-V	13505.1	25	PK 100/5/5,00-V-BL	10048.1	17
PK 100/14/5,00-V-BL d. grey	12422.4	17	PK 100/21/10,00-V d. grey	13505.4	25	PK 100/5/5,00-V-BL d. grey	10048.4	17
PK 100/15/10,00-H	13511.1	25	PK 100/21/5,00-H	12381.1	16	PK 100/6/10,00-H	10038.1	25
PK 100/15/10,00-H d. grey	13511.4	25	PK 100/21/5,00-H d. grey	12381.4	16	PK 100/6/10,00-H d. grey	10038.4	25
PK 100/15/10,00-V	13499.1	25	PK 100/21/5,00-H-BL	12441.1	17	PK 100/6/10,00-H-BL	10076.1	26
PK 100/15/10,00-V d. grey	13499.4	25	PK 100/21/5,00-H-BL d. grey	12441.4	17	PK 100/6/10,00-H-BL d. grey	10076.4	26
PK 100/15/5,00-H	12375.1	16	PK 100/21/5,00-V	12393.1	16	PK 100/6/10,00-V	10027.1	25
PK 100/15/5,00-H d. grey	12375.4	16	PK 100/21/5,00-V d. grey	12393.4	16	PK 100/6/10,00-V d. grey	10027.4	25
PK 100/15/5,00-H-BL	12435.1	17	PK 100/21/5,00-V-BL	12429.1	17	PK 100/6/10,00-V-BL	10071.1	26
PK 100/15/5,00-H-BL d. grey	12435.4	17	PK 100/21/5,00-V-BL d. grey	12429.4	17	PK 100/6/10,00-V-BL d. grey	10071.4	26
PK 100/15/5,00-V	12387.1	16	PK 100/22/10,00-H	13518.1	25	PK 100/6/5,00-H	10016.1	16
PK 100/15/5,00-V d. grey	12387.4	16	PK 100/22/10,00-H d. grey	13518.4	25	PK 100/6/5,00-H d. grey	10016.4	16
PK 100/15/5,00-V-BL	12423.1	17	PK 100/22/10,00-V	13506.1	25	PK 100/6/5,00-H-BL	10060.1	17
PK 100/15/5,00-V-BL d. grey	12423.4	17	PK 100/22/10,00-V d. grey	13506.4	25	PK 100/6/5,00-H-BL d. grey	10060.4	17
PK 100/16/10,00-H	13512.1	25	PK 100/22/5,00-H	12382.1	16	PK 100/6/5,00-V	10005.1	16
PK 100/16/10,00-H d. grey	13512.4	25	PK 100/22/5,00-H d. grey	12382.4	16	PK 100/6/5,00-V d. grey	10005.4	16
PK 100/16/10,00-V	13500.1	25	PK 100/22/5,00-H-BL	12442.1	17	PK 100/6/5,00-V-BL	10049.1	17
PK 100/16/10,00-V d. grey	13500.4	25	PK 100/22/5,00-H-BL d. grey	12442.4	17	PK 100/6/5,00-V-BL d. grey	10049.4	17
PK 100/16/5,00-H	12376.1	16	PK 100/22/5,00-V	12394.1	16	PK 100/7/10,00-H	10039.1	25
PK 100/16/5,00-H d. grey	12376.4	16	PK 100/22/5,00-V d. grey	12394.4	16	PK 100/7/10,00-H d. grey	10039.4	25
PK 100/16/5,00-H-BL	12436.1	17	PK 100/22/5,00-V-BL	12430.1	17	PK 100/7/10,00-V	10028.1	25
PK 100/16/5,00-H-BL d. grey	12436.4	17	PK 100/22/5,00-V-BL d. grey	12430.4	17	PK 100/7/10,00-V d. grey	10028.4	25
PK 100/16/5,00-V	12388.1	16	PK 100/23/10,00-H	13519.1	25	PK 100/7/5,00-H	10017.1	16
PK 100/16/5,00-V d. grey	12388.4	16	PK 100/23/10,00-H d. grey	13519.4	25	PK 100/7/5,00-H d. grey	10017.4	16
PK 100/16/5,00-V-BL	12424.1	17	PK 100/23/10,00-V	13507.1	25	PK 100/7/5,00-H-BL	10061.1	17
PK 100/16/5,00-V-BL d. grey	12424.4	17	PK 100/23/10,00-V d. grey	13507.4	25	PK 100/7/5,00-H-BL d. grey	10061.4	17
PK 100/17/10,00-H	13513.1	25	PK 100/23/5,00-H	12383.1	16	PK 100/7/5,00-V	10006.1	16
PK 100/17/10,00-H d. grey	13513.4	25	PK 100/23/5,00-H d. grey	12383.4	16	PK 100/7/5,00-V d. grey	10006.4	16
PK 100/17/10,00-V	13501.1	25	PK 100/23/5,00-H-BL	12443.1	17	PK 100/7/5,00-V-BL	10050.1	17
PK 100/17/10,00-V d. grey	13501.4	25	PK 100/23/5,00-H-BL d. grey	12443.4	17	PK 100/7/5,00-V-BL d. grey	10050.4	17
PK 100/17/5,00-H	12377.1	16	PK 100/23/5,00-V	12395.1	16	PK 100/8/10,00-H	10040.1	25
PK 100/17/5,00-H d. grey	12377.4	16	PK 100/23/5,00-V d. grey	12395.4	16	PK 100/8/10,00-H d. grey	10040.4	25
PK 100/17/5,00-H-BL	12437.1	17	PK 100/23/5,00-V-BL	12431.1	17	PK 100/8/10,00-V	10029.1	25
PK 100/17/5,00-H-BL d. grey	12437.4	17	PK 100/23/5,00-V-BL d. grey	12431.4	17	PK 100/8/10,00-V d. grey	10029.4	25
PK 100/17/5,00-V	12389.1	16	PK 100/24/10,00-H	13520.1	25	PK 100/8/5,00-H	10018.1	16
PK 100/17/5,00-V d. grey	12389.4	16	PK 100/24/10,00-H d. grey	13520.4	25	PK 100/8/5,00-H d. grey	10018.4	16
PK 100/17/5,00-V-BL	12425.1	17	PK 100/24/10,00-V	13508.1	25	PK 100/8/5,00-H-BL	10062.1	17
PK 100/17/5,00-V-BL d. grey	12425.4	17	PK 100/24/10,00-V d. grey	13508.4	25	PK 100/8/5,00-H-BL d. grey	10062.4	17
PK 100/18/10,00-H	13514.1	25	PK 100/24/5,00-H	12384.1	16	PK 100/8/5,00-V	10007.1	16
PK 100/18/10,00-H d. grey	13514.4	25	PK 100/24/5,00-H d. grey	12384.4	16	PK 100/8/5,00-V d. grey	10007.4	16
PK 100/18/10,00-V	13502.1	25	PK 100/24/5,00-H-BL	12444.1	17	PK 100/8/5,00-V-BL	10051.1	17
PK 100/18/10,00-V d. grey	13502.4	25	PK 100/24/5,00-H-BL d. grey	12444.4	17	PK 100/8/5,00-V-BL d. grey	10051.4	17
PK 100/18/5,00-H	12378.1	16	PK 100/24/5,00-V	12396.1	16	PK 100/9/10,00-H	10041.1	25
PK 100/18/5,00-H d. grey	12378.4	16	PK 100/24/5,00-V d. grey	12396.4	16	PK 100/9/10,00-H d. grey	10041.4	25
PK 100/18/5,00-H-BL	12438.1	17	PK 100/24/5,00-V-BL	12432.1	17	PK 100/9/10,00-V	10030.1	25
PK 100/18/5,00-H-BL d. grey	12438.4	17	PK 100/24/5,00-V-BL d. grey	12432.4	17	PK 100/9/10,00-V d. grey	10030.4	25
PK 100/18/5,00-V	12390.1	16	PK 100/3/10,00-H	10035.1	25	PK 100/9/5,00-H	10019.1	16
PK 100/18/5,00-V d. grey	12390.4	16	PK 100/3/10,00-H d. grey	10035.4	25	PK 100/9/5,00-H d. grey	10019.4	16
PK 100/18/5,00-V-BL	12426.1	17	PK 100/3/10,00-H-BL	10073.1	26	PK 100/9/5,00-H-BL	10063.1	17
PK 100/18/5,00-V-BL d. grey	12426.4	17	PK 100/3/10,00-H-BL d. grey	10073.4	26	PK 100/9/5,00-H-BL d. grey	10063.4	17
PK 100/19/10,00-H	13515.1	25	PK 100/3/10,00-V	10024.1	25	PK 100/9/5,00-V	10008.1	16
PK 100/19/10,00-H d. grey	13515.4	25	PK 100/3/10,00-V d. grey	10024.4	25	PK 100/9/5,00-V d. grey	10008.4	16
PK 100/19/10,00-V	13503.1	25	PK 100/3/10,00-V-BL	10068.1	26	PK 100/9/5,00-V-BL	10052.1	17
PK 100/19/10,00-V d. grey	13503.4	25	PK 100/3/10,00-V-BL d. grey	10068.4	26	PK 100/9/5,00-V-BL d. grey	10052.4	17
PK 100/19/5,00-H	12379.1	16	PK 100/3/5,00-H	10013.1	16	PK 104/10/5,00-V	10085.1	18
PK 100/19/5,00-H d. grey	12379.4	16	PK 100/3/5,00-H d. grey	10013.4	16	PK 104/10/5,00-V d. grey	10085.4	18
PK 100/19/5,00-H-BL	12439.1	17	PK 100/3/5,00-H-BL	10057.1	17	PK 104/11/5,00-V	10086.1	18
PK 100/19/5,00-H-BL d. grey	12439.4	17	PK 100/3/5,00-H-BL d. grey	10057.4	17	PK 104/11/5,00-V d. grey	10086.4	18
PK 100/19/5,00-V	12391.1	16	PK 100/3/5,00-V	10002.1	16	PK 104/12/5,00-V	10087.1	18
PK 100/19/5,00-V d. grey	12391.4	16	PK 100/3/5,00-V d. grey	10002.4	16	PK 104/12/5,00-V d. grey	10087.4	18
PK 100/19/5,00-V-BL	12427.1	17	PK 100/3/5,00-V-BL	10046.1	17	PK 104/13/5,00-V	12397.1	18
PK 100/19/5,00-V-BL d. grey	12427.4	17	PK 100/3/5,00-V-BL d. grey	10046.4	17	PK 104/13/5,00-V d. grey	12397.4	18
PK 100/2/10,00-H	10034.1	25	PK 100/4/10,00-H	10036.1	25	PK 104/14/5,00-V	12398.1	18
PK 100/2/10,00-H d. grey	10034.4	25	PK 100/4/10,00-H d. grey	10036.4	25	PK 104/14/5,00-V d. grey	12398.4	18
PK 100/2/10,00-H-BL	10072.1	26	PK 100/4/10,00-H-BL	10074.1	26	PK 104/15/5,00-V	12399.1	18
PK 100/2/10,00-H-BL d. grey	10072.4	26	PK 100/4/10,00-H-BL d. grey	10074.4	26	PK 104/15/5,00-V d. grey	12399.4	18
PK 100/2/10,00-V	10023.1	25	PK 100/4/10,00-V	10025.1	25	PK 104/16/5,00-V	12400.1	18
PK 100/2/10,00-V d. grey	10023.4	25	PK 100/4/10,00-V d. grey	10025.4	25	PK 104/16/5,00-V d. grey	12400.4	18
PK 100/2/10,00-V-BL	10067.1	26	PK 100/4/10,00-V-BL	10069.1	26	PK 104/17/5,00-V	12401.1	18
PK 100/2/10,00-V-BL d. grey	10067.4	26	PK 100/4/10,00-V-BL d. grey	10069.4	26	PK 104/17/5,00-V d. grey	12401.4	18
PK 100/2/5,00-H	10012.1	16	PK 100/4/5,00-H	10014.1	16	PK 104/18/5,00-V	12402.1	18
PK 100/2/5,00-H d. grey	10012.4	16	PK 100/4/5,00-H d. grey	10014.4	16	PK 104/18/5,00-V d. grey	12402.4	18

Types	Cat.-No.	Page	Types	Cat.-No.	Page	Types	Cat.-No.	Page
PK 104/19/5,00-V	12403.1	18	PK 110/3/7,50-H	10111.1	22	PK 120/14/5,08-V	12410.1	20
PK 104/19/5,00-V d. grey	12403.4	18	PK 110/3/7,50-H d. grey	10111.4	22	PK 120/14/5,08-V d. grey	12410.4	20
PK 104/2/5,00-V	10077.1	18	PK 110/3/7,50-V	10100.1	41	PK 120/15/5,08-H	12483.1	20
PK 104/2/5,00-V d. grey	10077.4	18	PK 110/3/7,50-V d. grey	10100.4	41	PK 120/15/5,08-H d. grey	12483.4	20
PK 104/20/5,00-V	12404.1	18	PK 110/4/7,50-H	10112.1	22	PK 120/15/5,08-V	12411.1	20
PK 104/20/5,00-V d. grey	12404.4	18	PK 110/4/7,50-H d. grey	10112.4	22	PK 120/15/5,08-V d. grey	12411.4	20
PK 104/21/5,00-V	12405.1	18	PK 110/4/7,50-V	10101.1	41	PK 120/16/5,08-H	12484.1	20
PK 104/21/5,00-V d. grey	12405.4	18	PK 110/4/7,50-V d. grey	10101.4	41	PK 120/16/5,08-H d. grey	12484.4	20
PK 104/22/5,00-V	12406.1	18	PK 110/5/7,50-H	10113.1	22	PK 120/16/5,08-V	12412.1	20
PK 104/22/5,00-V d. grey	12406.4	18	PK 110/5/7,50-H d. grey	10113.4	22	PK 120/16/5,08-V d. grey	12412.4	20
PK 104/23/5,00-V	12407.1	18	PK 110/5/7,50-V	10102.1	41	PK 120/17/5,08-H	12485.1	20
PK 104/23/5,00-V d. grey	12407.4	18	PK 110/5/7,50-V d. grey	10102.4	41	PK 120/17/5,08-H d. grey	12485.4	20
PK 104/24/5,00-V	12408.1	18	PK 110/6/7,50-H	10114.1	22	PK 120/17/5,08-V	12413.1	20
PK 104/24/5,00-V d. grey	12408.4	18	PK 110/6/7,50-H d. grey	10114.4	22	PK 120/17/5,08-V d. grey	12413.4	20
PK 104/3/5,00-V	10078.1	18	PK 110/6/7,50-V	10103.1	41	PK 120/18/5,08-H	12486.1	20
PK 104/3/5,00-V d. grey	10078.4	18	PK 110/6/7,50-V d. grey	10103.4	41	PK 120/18/5,08-H d. grey	12486.4	20
PK 104/4/5,00-V	10079.1	18	PK 110/7/7,50-H	10115.1	22	PK 120/18/5,08-V	12414.1	20
PK 104/4/5,00-V d. grey	10079.4	18	PK 110/7/7,50-H d. grey	10115.4	22	PK 120/18/5,08-V d. grey	12414.4	20
PK 104/5/5,00-V	10080.1	18	PK 110/7/7,50-V	10104.1	41	PK 120/19/5,08-H	12487.1	20
PK 104/5/5,00-V d. grey	10080.4	18	PK 110/7/7,50-V d. grey	10104.4	41	PK 120/19/5,08-H d. grey	12487.4	20
PK 104/6/5,00-V	10081.1	18	PK 110/8/7,50-H	10116.1	22	PK 120/19/5,08-V	12415.1	20
PK 104/6/5,00-V d. grey	10081.4	18	PK 110/8/7,50-H d. grey	10116.4	22	PK 120/19/5,08-V d. grey	12415.4	20
PK 104/7/5,00-V	10082.1	18	PK 110/8/7,50-V	10105.1	41	PK 120/2/5,08-H	10132.1	20
PK 104/7/5,00-V d. grey	10082.4	18	PK 110/8/7,50-V d. grey	10105.4	41	PK 120/2/5,08-H d. grey	10132.4	20
PK 104/8/5,00-V	10083.1	18	PK 110/9/7,50-H	10117.1	22	PK 120/2/5,08-V	10121.1	20
PK 104/8/5,00-V d. grey	10083.4	18	PK 110/9/7,50-H d. grey	10117.4	22	PK 120/2/5,08-V d. grey	10121.4	20
PK 104/9/5,00-V	10084.1	18	PK 110/9/7,50-V	10106.1	41	PK 120/20/5,08-H	12488.1	20
PK 104/9/5,00-V d. grey	10084.4	18	PK 110/9/7,50-V d. grey	10106.4	41	PK 120/20/5,08-H d. grey	12488.4	20
PK 110/10/7,50-H	10118.1	22	PK 114/10/7,50-V	10096.1	23	PK 120/20/5,08-V	12416.1	20
PK 110/10/7,50-H d. grey	10118.4	22	PK 114/10/7,50-V d. grey	10096.4	23	PK 120/20/5,08-V d. grey	12416.4	20
PK 110/10/7,50-V	10107.1	41	PK 114/11/7,50-V	10097.1	23	PK 120/21/5,08-H	12489.1	20
PK 110/10/7,50-V d. grey	10107.4	41	PK 114/11/7,50-V d. grey	10097.4	23	PK 120/21/5,08-H d. grey	12489.4	20
PK 110/11/7,50-H	10119.1	22	PK 114/12/7,50-V	10098.1	23	PK 120/21/5,08-V	12417.1	20
PK 110/11/7,50-H d. grey	10119.4	22	PK 114/12/7,50-V d. grey	10098.4	23	PK 120/21/5,08-V d. grey	12417.4	20
PK 110/11/7,50-V	10108.1	41	PK 114/13/7,50-V	12445.1	23	PK 120/22/5,08-H	12490.1	20
PK 110/11/7,50-V d. grey	10108.4	41	PK 114/13/7,50-V d. grey	12445.4	23	PK 120/22/5,08-H d. grey	12490.4	20
PK 110/12/7,50-H	10120.1	22	PK 114/14/7,50-V	12446.1	23	PK 120/22/5,08-V	12418.1	20
PK 110/12/7,50-H d. grey	10120.4	22	PK 114/14/7,50-V d. grey	12446.4	23	PK 120/22/5,08-V d. grey	12418.4	20
PK 110/12/7,50-V	10109.1	41	PK 114/15/7,50-V	12447.1	23	PK 120/23/5,08-H	12491.1	20
PK 110/12/7,50-V d. grey	10109.4	41	PK 114/15/7,50-V d. grey	12447.4	23	PK 120/23/5,08-H d. grey	12491.4	20
PK 110/13/7,50-H	12469.1	22	PK 114/16/7,50-V	12448.1	23	PK 120/23/5,08-V	12419.1	20
PK 110/13/7,50-H d. grey	12469.4	22	PK 114/16/7,50-V d. grey	12448.4	23	PK 120/23/5,08-V d. grey	12419.4	20
PK 110/13/7,50-V	12457.1	22	PK 114/17/7,50-V	12449.1	23	PK 120/24/5,08-H	12492.1	20
PK 110/13/7,50-V d. grey	12457.4	22	PK 114/17/7,50-V d. grey	12449.4	23	PK 120/24/5,08-H d. grey	12492.4	20
PK 110/14/7,50-H	12470.1	22	PK 114/18/7,50-V	12450.1	23	PK 120/24/5,08-V	12420.1	20
PK 110/14/7,50-H d. grey	12470.4	22	PK 114/18/7,50-V d. grey	12450.4	23	PK 120/24/5,08-V d. grey	12420.4	20
PK 110/14/7,50-V	12458.1	22	PK 114/19/7,50-V	12451.1	23	PK 120/3/5,08-H	10133.1	20
PK 110/14/7,50-V d. grey	12458.4	22	PK 114/19/7,50-V d. grey	12451.4	23	PK 120/3/5,08-H d. grey	10133.4	20
PK 110/15/7,50-H	12471.1	22	PK 114/2/7,50-V	10088.1	23	PK 120/3/5,08-V	10122.1	20
PK 110/15/7,50-H d. grey	12471.4	22	PK 114/2/7,50-V d. grey	10088.4	23	PK 120/3/5,08-V d. grey	10122.4	20
PK 110/15/7,50-V	12459.1	22	PK 114/20/7,50-V	12452.1	23	PK 120/4/5,08-H	10134.1	20
PK 110/15/7,50-V d. grey	12459.4	22	PK 114/20/7,50-V d. grey	12452.4	23	PK 120/4/5,08-H d. grey	10134.4	20
PK 110/16/7,50-H	12472.1	22	PK 114/21/7,50-V	12453.1	23	PK 120/4/5,08-V	10123.1	20
PK 110/16/7,50-H d. grey	12472.4	22	PK 114/21/7,50-V d. grey	12453.4	23	PK 120/4/5,08-V d. grey	10123.4	20
PK 110/16/7,50-V	12460.1	22	PK 114/22/7,50-V	12454.1	23	PK 120/5/5,08-H	10135.1	20
PK 110/16/7,50-V d. grey	12460.4	22	PK 114/22/7,50-V d. grey	12454.4	23	PK 120/5/5,08-H d. grey	10135.4	20
PK 110/17/7,50-H	12473.1	22	PK 114/23/7,50-V	12455.1	23	PK 120/5/5,08-V	10124.1	20
PK 110/17/7,50-H d. grey	12473.4	22	PK 114/23/7,50-V d. grey	12455.4	23	PK 120/5/5,08-V d. grey	10124.4	20
PK 110/17/7,50-V	12461.1	22	PK 114/24/7,50-V	12456.1	23	PK 120/6/5,08-H	10136.1	20
PK 110/17/7,50-V d. grey	12461.4	22	PK 114/24/7,50-V d. grey	12456.4	23	PK 120/6/5,08-H d. grey	10136.4	20
PK 110/18/7,50-H	12474.1	22	PK 114/3/7,50-V	10089.1	23	PK 120/6/5,08-V	10125.1	20
PK 110/18/7,50-H d. grey	12474.4	22	PK 114/3/7,50-V d. grey	10089.4	23	PK 120/6/5,08-V d. grey	10125.4	20
PK 110/18/7,50-V	12462.1	22	PK 114/4/7,50-V	10090.1	23	PK 120/7/5,08-H	10137.1	20
PK 110/18/7,50-V d. grey	12462.4	22	PK 114/4/7,50-V d. grey	10090.4	23	PK 120/7/5,08-H d. grey	10137.4	20
PK 110/19/7,50-H	12475.1	22	PK 114/5/7,50-V	10091.1	23	PK 120/7/5,08-V	10126.1	20
PK 110/19/7,50-H d. grey	12475.4	22	PK 114/5/7,50-V d. grey	10091.4	23	PK 120/7/5,08-V d. grey	10126.4	20
PK 110/19/7,50-V	12463.1	22	PK 114/6/7,50-V	10092.1	23	PK 120/8/5,08-H	10138.1	20
PK 110/19/7,50-V d. grey	12463.4	22	PK 114/6/7,50-V d. grey	10092.4	23	PK 120/8/5,08-H d. grey	10138.4	20
PK 110/2/7,50-H	10110.1	22	PK 114/7/7,50-V	10093.1	23	PK 120/8/5,08-V	10127.1	20
PK 110/2/7,50-H d. grey	10110.4	22	PK 114/7/7,50-V d. grey	10093.4	23	PK 120/8/5,08-V d. grey	10127.4	20
PK 110/2/7,50-V	10099.1	41	PK 114/8/7,50-V	10094.1	23	PK 120/9/5,08-H	10139.1	20
PK 110/2/7,50-V d. grey	10099.4	41	PK 114/8/7,50-V d. grey	10094.4	23	PK 120/9/5,08-H d. grey	10139.4	20
PK 110/20/7,50-H	12476.1	22	PK 114/9/7,50-V	10095.1	23	PK 120/9/5,08-V	10128.1	20
PK 110/20/7,50-H d. grey	12476.4	22	PK 114/9/7,50-V d. grey	10095.4	23	PK 120/9/5,08-V d. grey	10128.4	20
PK 110/20/7,50-V	12464.1	22	PK 120/10/5,08-H	10140.1	20	PK 2,5/10/5,00 green	5010.1	29
PK 110/20/7,50-V d. grey	12464.4	22	PK 120/10/5,08-H d. grey	10140.4	20	PK 2,5/10/5,00 orange	5010.3	29
PK 110/21/7,50-H	12477.1	22	PK 120/10/5,08-V	10129.1	20	PK 2,5/10/5,08 green	5110.1	35
PK 110/21/7,50-H d. grey	12477.4	22	PK 120/10/5,08-V d. grey	10129.4	20	PK 2,5/10/5,08 orange	5110.3	35
PK 110/21/7,50-V	12465.1	22	PK 120/11/5,08-H	10141.1	20	PK 2,5/10/7,50 green	5060.1	39
PK 110/21/7,50-V d. grey	12465.4	22	PK 120/11/5,08-H d. grey	10141.4	20	PK 2,5/10/7,50 orange	5060.3	39
PK 110/22/7,50-H	12478.1	22	PK 120/11/5,08-V	10130.1	20	PK 2,5/10/7,62 green	5080.1	41
PK 110/22/7,50-H d. grey	12478.4	22	PK 120/11/5,08-V d. grey	10130.4	20	PK 2,5/10/7,62 orange	5080.3	41
PK 110/22/7,50-V	12466.1	22	PK 120/12/5,08-H	10142.1	20	PK 2,5/11/5,00 green	5011.1	29
PK 110/22/7,50-V d. grey	12466.4	22	PK 120/12/5,08-H d. grey	10142.4	20	PK 2,5/11/5,00 orange	5011.3	29
PK 110/23/7,50-H	12479.1	22	PK 120/12/5,08-V	10131.1	20	PK 2,5/11/5,08 green	5111.1	35
PK 110/23/7,50-H d. grey	12479.4	22	PK 120/12/5,08-V d. grey	10131.4	20	PK 2,5/11/5,08 orange	5111.3	35
PK 110/23/7,50-V	12467.1	22	PK 120/13/5,08-H	12481.1	20	PK 2,5/11/7,50 green	5061.1	39
PK 110/23/7,50-V d. grey	12467.4	22	PK 120/13/5,08-H d. grey	12481.4	20	PK 2,5/11/7,50 orange	5061.3	39
PK 110/24/7,50-H	12480.1	22	PK 120/13/5,08-V	12409.1	20	PK 2,5/11/7,62 green	5081.1	41
PK 110/24/7,50-H d. grey	12480.4	22	PK 120/13/5,08-V d. grey	12409.4	20	PK 2,5/11/7,62 orange	5081.3	41
PK 110/24/7,50-V	12468.1	22	PK 120/14/5,08-H	12482.1	20	PK 2,5/12/5,00 green	5012.1	29
PK 110/24/7,50-V d. grey	12468.4	22	PK 120/14/5,08-H d. grey	12482.4	20	PK 2,5/12/5,00 orange	5012.3	29

Types	Cat.-No.	Page	Types	Cat.-No.	Page	Types	Cat.-No.	Page
PK 2,5/12/5,08 green	5112.1	35	PK 2,5/4/7,62 green	5074.1	41	PK 250/3/5,08-V d. grey	10292.4	34
PK 2,5/12/5,08 orange	5112.3	35	PK 2,5/4/7,62 orange	5074.3	41	PK 250/4/10,16-V	10304.1	43
PK 2,5/12/7,50 green	5062.1	39	PK 2,5/5/5,00 orange	5005.1	29	PK 250/4/5,08-V	10293.1	34
PK 2,5/12/7,50 orange	5062.3	39	PK 2,5/5/5,00 orange	5005.3	29	PK 250/4/5,08-V d. grey	10293.4	34
PK 2,5/12/7,62 green	5082.1	41	PK 2,5/5/5,08 green	5105.1	35	PK 250/5/10,16-V	10305.1	43
PK 2,5/12/7,62 orange	5082.3	41	PK 2,5/5/5,08 orange	5105.3	35	PK 250/5/5,08-V	10294.1	34
PK 2,5/13/5,00 green	5013.1	29	PK 2,5/5/7,50 green	5055.1	39	PK 250/5/5,08-V d. grey	10294.4	34
PK 2,5/13/5,00 orange	5013.3	29	PK 2,5/5/7,50 orange	5055.3	39	PK 250/6/10,16-V	10306.1	43
PK 2,5/13/5,08 green	5113.1	35	PK 2,5/5/7,62 green	5075.1	41	PK 250/6/5,08-V	10295.1	34
PK 2,5/13/5,08 orange	5113.3	35	PK 2,5/5/7,62 orange	5075.3	41	PK 250/6/5,08-V d. grey	10295.4	34
PK 2,5/13/7,50 green	5063.1	39	PK 2,5/6/5,00 green	5006.1	29	PK 250/7/10,16-V	10307.1	43
PK 2,5/13/7,50 orange	5063.3	39	PK 2,5/6/5,00 orange	5006.3	29	PK 250/7/5,08-V	10296.1	34
PK 2,5/13/7,62 green	5083.1	41	PK 2,5/6/5,08 green	5106.1	35	PK 250/7/5,08-V d. grey	10296.4	34
PK 2,5/13/7,62 orange	5083.3	41	PK 2,5/6/5,08 orange	5106.3	35	PK 250/8/10,16-V	10308.1	43
PK 2,5/14/5,00 green	5014.1	29	PK 2,5/6/7,50 green	5056.1	39	PK 250/8/5,08-V	10297.1	34
PK 2,5/14/5,00 orange	5014.3	29	PK 2,5/6/7,50 orange	5056.3	39	PK 250/8/5,08-V d. grey	10297.4	34
PK 2,5/14/5,08 green	5114.1	35	PK 2,5/6/7,62 green	5076.1	41	PK 250/9/10,16-V	10309.1	43
PK 2,5/14/5,08 orange	5114.3	35	PK 2,5/6/7,62 orange	5076.3	41	PK 250/9/5,08-V	10298.1	34
PK 2,5/14/7,50 green	5064.1	39	PK 2,5/7/5,00 green	5007.1	29	PK 250/9/5,08-V d. grey	10298.4	34
PK 2,5/14/7,50 orange	5064.3	39	PK 2,5/7/5,00 orange	5007.3	29	PK 300/10/10,00	10343.1	42
PK 2,5/14/7,62 green	5084.1	41	PK 2,5/7/5,08 green	5107.1	35	PK 300/10/10,00 d. grey	10343.4	42
PK 2,5/14/7,62 orange	5084.3	41	PK 2,5/7/5,08 orange	5107.3	35	PK 300/10/10,16	10354.1	44
PK 2,5/15/5,00 green	5015.1	29	PK 2,5/7/7,50 green	5057.1	39	PK 300/10/10,16 d. grey	10354.4	44
PK 2,5/15/5,00 orange	5015.3	29	PK 2,5/7/7,50 orange	5057.3	39	PK 300/10/5,00	10321.1	28
PK 2,5/15/5,08 green	5115.1	35	PK 2,5/7/7,62 green	5077.1	41	PK 300/10/5,00 d. grey	10321.4	28
PK 2,5/15/5,08 orange	5115.3	35	PK 2,5/7/7,62 orange	5077.3	41	PK 300/10/5,08	10332.1	34
PK 2,5/15/7,50 green	5065.1	39	PK 2,5/8/5,00 green	5008.1	29	PK 300/10/5,08 d. grey	10332.4	34
PK 2,5/15/7,50 orange	5065.3	39	PK 2,5/8/5,00 orange	5008.3	29	PK 300/11/10,00	10344.1	42
PK 2,5/15/7,62 green	5085.1	41	PK 2,5/8/5,08 green	5108.1	35	PK 300/11/10,00 d. grey	10344.4	42
PK 2,5/15/7,62 orange	5085.3	41	PK 2,5/8/5,08 orange	5108.3	35	PK 300/11/10,16	10355.1	44
PK 2,5/16/5,00 green	5016.1	29	PK 2,5/8/7,50 green	5058.1	39	PK 300/11/10,16 d. grey	10355.4	44
PK 2,5/16/5,00 orange	5016.3	29	PK 2,5/8/7,50 orange	5058.3	39	PK 300/11/5,00	10322.1	28
PK 2,5/16/5,08 green	5116.1	35	PK 2,5/8/7,62 green	5078.1	41	PK 300/11/5,00 d. grey	10322.4	28
PK 2,5/16/5,08 orange	5116.3	35	PK 2,5/8/7,62 orange	5078.3	41	PK 300/11/5,08	10333.1	34
PK 2,5/16/7,50 green	5066.1	39	PK 2,5/9/5,00 green	5009.1	29	PK 300/11/5,08 d. grey	10333.4	34
PK 2,5/16/7,50 orange	5066.3	39	PK 2,5/9/5,00 orange	5009.3	29	PK 300/12/10,00	10345.1	42
PK 2,5/16/7,62 green	5086.1	41	PK 2,5/9/5,08 green	5109.1	35	PK 300/12/10,00 d. grey	10345.4	42
PK 2,5/16/7,62 orange	5086.3	41	PK 2,5/9/5,08 orange	5109.3	35	PK 300/12/10,16	10356.1	44
PK 2,5/17/5,00 green	5017.1	29	PK 2,5/9/7,50 green	5059.1	39	PK 300/12/10,16 d. grey	10356.4	44
PK 2,5/17/5,00 orange	5017.3	29	PK 2,5/9/7,50 orange	5059.3	39	PK 300/12/5,00	10323.1	28
PK 2,5/17/5,08 green	5117.1	35	PK 2,5/9/7,62 green	5079.1	41	PK 300/12/5,00 d. grey	10323.4	28
PK 2,5/17/5,08 orange	5117.3	35	PK 2,5/9/7,62 orange	5079.3	41	PK 300/12/5,08	10334.1	34
PK 2,5/18/5,00 green	5018.1	29	PK 250/10/10,16-V	10310.1	43	PK 300/12/5,08 d. grey	10334.4	34
PK 2,5/18/5,00 orange	5018.3	29	PK 250/10/5,08-V	10299.1	34	PK 300/13/10,00	13545.1	42
PK 2,5/18/5,08 green	5118.1	35	PK 250/10/5,08-V d. grey	10299.4	34	PK 300/13/10,00 d. grey	13545.4	42
PK 2,5/18/5,08 orange	5118.3	35	PK 250/11/10,16-V	10311.1	43	PK 300/13/10,16	13581.1	44
PK 2,5/19/5,00 green	5019.1	29	PK 250/11/5,08-V	10300.1	34	PK 300/13/10,16 d. grey	13581.4	44
PK 2,5/19/5,00 orange	5019.3	29	PK 250/11/5,08-V d. grey	10300.4	34	PK 300/13/5,00	12553.1	28
PK 2,5/19/5,08 green	5119.1	35	PK 250/12/10,16-V	10312.1	43	PK 300/13/5,00 d. grey	12553.4	28
PK 2,5/19/5,08 orange	5119.3	35	PK 250/12/5,08-V	10301.1	34	PK 300/13/5,08	12565.1	34
PK 2,5/19/5,08 orange	5119.3	35	PK 250/12/5,08-V d. grey	10301.4	34	PK 300/13/5,08 d. grey	12565.4	34
PK 2,5/2/5,00 orange	5002.3	29	PK 250/13/10,16-V	13569.1	43	PK 300/14/10,00	13546.1	42
PK 2,5/2/5,08 green	5102.1	35	PK 250/13/5,08-V	12541.1	34	PK 300/14/10,00 d. grey	13546.4	42
PK 2,5/2/5,08 orange	5102.3	35	PK 250/13/5,08-V d. grey	12541.4	34	PK 300/14/10,16	13582.1	44
PK 2,5/2/7,50 green	5052.1	39	PK 250/14/10,16-V	13570.1	43	PK 300/14/10,16 d. grey	13582.4	44
PK 2,5/2/7,50 orange	5052.3	39	PK 250/14/5,08-V	12542.1	34	PK 300/14/5,00	12554.1	28
PK 2,5/2/7,62 green	5072.1	41	PK 250/14/5,08-V d. grey	12542.4	34	PK 300/14/5,00 d. grey	12554.4	28
PK 2,5/2/7,62 orange	5072.3	41	PK 250/15/10,16-V	13571.1	43	PK 300/14/5,08	12566.1	34
PK 2,5/20/5,00 green	5020.1	29	PK 250/15/5,08-V	12543.1	34	PK 300/14/5,08 d. grey	12566.4	34
PK 2,5/20/5,00 orange	5020.3	29	PK 250/15/5,08-V d. grey	12543.4	34	PK 300/15/10,00	13547.1	42
PK 2,5/20/5,08 green	5120.1	35	PK 250/16/10,16-V	13572.1	43	PK 300/15/10,00 d. grey	13547.4	42
PK 2,5/20/5,08 orange	5120.3	35	PK 250/16/5,08-V	12544.1	34	PK 300/15/10,16	13583.1	44
PK 2,5/21/5,00 green	5021.1	29	PK 250/16/5,08-V d. grey	12544.4	34	PK 300/15/10,16 d. grey	13583.4	44
PK 2,5/21/5,00 orange	5021.3	29	PK 250/17/10,16-V	13573.1	43	PK 300/15/5,00	12555.1	28
PK 2,5/21/5,08 green	5121.1	35	PK 250/17/5,08-V	12545.1	34	PK 300/15/5,00 d. grey	12555.4	28
PK 2,5/21/5,08 orange	5121.3	35	PK 250/17/5,08-V d. grey	12545.4	34	PK 300/15/5,08	12567.1	34
PK 2,5/22/5,00 green	5022.1	29	PK 250/18/10,16-V	13574.1	43	PK 300/15/5,08 d. grey	12567.4	34
PK 2,5/22/5,00 orange	5022.3	29	PK 250/18/5,08-V	12546.1	34	PK 300/16/10,00	13548.1	42
PK 2,5/22/5,08 green	5122.1	35	PK 250/18/5,08-V d. grey	12546.4	34	PK 300/16/10,00 d. grey	13548.4	42
PK 2,5/22/5,08 orange	5122.3	35	PK 250/19/10,16-V	13575.1	43	PK 300/16/10,16	13584.1	44
PK 2,5/23/5,00 green	5023.1	29	PK 250/19/5,08-V	12547.1	34	PK 300/16/10,16 d. grey	13584.4	44
PK 2,5/23/5,00 orange	5023.3	29	PK 250/19/5,08-V d. grey	12547.4	34	PK 300/16/5,00	12556.1	28
PK 2,5/23/5,08 green	5123.1	35	PK 250/2/10,16-V	10302.1	43	PK 300/16/5,00 d. grey	12556.4	28
PK 2,5/23/5,08 orange	5123.3	35	PK 250/2/5,08-V	10291.1	34	PK 300/16/5,08	12568.1	34
PK 2,5/24/5,00 green	5024.1	29	PK 250/2/5,08-V d. grey	10291.4	34	PK 300/16/5,08 d. grey	12568.4	34
PK 2,5/24/5,00 orange	5024.3	29	PK 250/20/10,16-V	13576.1	43	PK 300/17/10,00	13549.1	42
PK 2,5/24/5,08 green	5124.1	35	PK 250/20/5,08-V	12548.1	34	PK 300/17/10,00 d. grey	13549.4	42
PK 2,5/24/5,08 orange	5124.3	35	PK 250/20/5,08-V d. grey	12548.4	34	PK 300/17/10,16	13585.1	44
PK 2,5/3/5,00 green	5003.1	29	PK 250/21/10,16-V	13577.1	43	PK 300/17/10,16 d. grey	13585.4	44
PK 2,5/3/5,00 orange	5003.3	29	PK 250/21/5,08-V	12549.1	34	PK 300/17/5,00	12557.1	28
PK 2,5/3/5,08 green	5103.1	35	PK 250/21/5,08-V d. grey	12549.4	34	PK 300/17/5,00 d. grey	12557.4	28
PK 2,5/3/5,08 orange	5103.3	35	PK 250/22/10,16-V	13578.1	43	PK 300/17/5,08	12569.1	34
PK 2,5/3/7,50 green	5053.1	39	PK 250/22/5,08-V	12550.1	34	PK 300/17/5,08 d. grey	12569.4	34
PK 2,5/3/7,50 orange	5053.3	39	PK 250/22/5,08-V d. grey	12550.4	34	PK 300/18/10,00	13550.1	42
PK 2,5/3/7,62 green	5073.1	41	PK 250/23/10,16-V	13579.1	43	PK 300/18/10,00 d. grey	13550.4	42
PK 2,5/3/7,62 orange	5073.3	41	PK 250/23/5,08-V	12551.1	34	PK 300/18/10,16	13586.1	44
PK 2,5/4/5,00 green	5004.1	29	PK 250/23/5,08-V d. grey	12551.4	34	PK 300/18/10,16 d. grey	13586.4	44
PK 2,5/4/5,00 orange	5004.3	29	PK 250/24/10,16-V	13580.1	43	PK 300/18/5,00	12558.1	28
PK 2,5/4/5,08 green	5104.1	35	PK 250/24/5,08-V	12552.1	34	PK 300/18/5,00 d. grey	12558.4	28
PK 2,5/4/5,08 orange	5104.3	35	PK 250/24/5,08-V d. grey	12552.4	34	PK 300/18/5,08	12570.1	34
PK 2,5/4/7,50 green	5054.1	39	PK 250/3/10,16-V	10303.1	43	PK 300/18/5,08 d. grey	12570.4	34
PK 2,5/4/7,50 orange	5054.3	39	PK 250/3/5,08-V	10292.1	34	PK 300/19/10,00	13551.1	42

Types	Cat.-No.	Page	Types	Cat.-No.	Page	Types	Cat.-No.	Page
PK 300/19/10,00 d. grey	13551.4	42	PK 300/7/5,00 d. grey	10318.4	28	PK 350/5/10,16-V	10393.1	44
PK 300/19/10,16	13587.1	44	PK 300/7/5,08	10329.1	34	PK 350/5/5,00-V	10360.1	29
PK 300/19/10,16 d. grey	13587.4	44	PK 300/7/5,08 d. grey	10329.4	34	PK 350/5/5,08-V	10371.1	35
PK 300/19/5,00	12559.1	28	PK 300/8/10,00	10341.1	42	PK 350/6/10,00-V	10383.1	43
PK 300/19/5,00 d. grey	12559.4	28	PK 300/8/10,00 d. grey	10341.4	42	PK 350/6/10,16-V	10394.1	44
PK 300/19/5,08	12571.1	34	PK 300/8/10,16	10352.1	44	PK 350/6/5,00-V	10361.1	29
PK 300/19/5,08 d. grey	12571.4	34	PK 300/8/10,16 d. grey	10352.4	44	PK 350/6/5,08-V	10372.1	35
PK 300/2/10,00	10335.1	42	PK 300/8/5,00	10319.1	28	PK 350/7/10,00-V	10384.1	43
PK 300/2/10,00 d. grey	10335.4	42	PK 300/8/5,00 d. grey	10319.4	28	PK 350/7/10,16-V	10395.1	44
PK 300/2/10,16	10346.1	44	PK 300/8/5,08	10330.1	34	PK 350/7/5,00-V	10362.1	29
PK 300/2/10,16 d. grey	10346.4	44	PK 300/8/5,08 d. grey	10330.4	34	PK 350/7/5,08-V	10373.1	35
PK 300/2/5,00	10313.1	28	PK 300/9/10,00	10342.1	42	PK 350/8/10,00-V	10385.1	43
PK 300/2/5,00 d. grey	10313.4	28	PK 300/9/10,00 d. grey	10342.4	42	PK 350/8/10,16-V	10396.1	44
PK 300/2/5,08	10324.1	34	PK 300/9/10,16	10353.1	44	PK 350/8/5,00-V	10363.1	29
PK 300/2/5,08 d. grey	10324.4	34	PK 300/9/10,16 d. grey	10353.4	44	PK 350/8/5,08-V	10374.1	35
PK 300/20/10,00	13552.1	42	PK 300/9/5,00	10320.1	28	PK 350/9/10,00-V	10386.1	43
PK 300/20/10,00 d. grey	13552.4	42	PK 300/9/5,00 d. grey	10320.4	28	PK 350/9/10,16-V	10397.1	44
PK 300/20/10,16	13588.1	44	PK 300/9/5,08	10331.1	34	PK 350/9/5,00-V	10364.1	29
PK 300/20/10,16 d. grey	13588.4	44	PK 300/9/5,08 d. grey	10331.4	34	PK 350/9/5,08-V	10375.1	35
PK 300/20/5,00	12560.1	28	PK 350/10/10,00-V	10387.1	43	PK 360/10/7,50-H	13613.1	40
PK 300/20/5,00 d. grey	12560.4	28	PK 350/10/10,16-V	10398.1	44	PK 360/10/7,50-H d. grey	13613.4	40
PK 300/20/5,08	12572.1	34	PK 350/10/5,00-V	10365.1	29	PK 360/10/7,50-V	10409.1	40
PK 300/20/5,08 d. grey	12572.4	34	PK 350/10/5,08-V	10376.1	35	PK 360/10/7,50-V d. grey	10409.4	40
PK 300/21/10,00	13553.1	42	PK 350/11/10,00-V	10388.1	43	PK 360/11/7,50-H	13614.1	40
PK 300/21/10,00 d. grey	13553.4	42	PK 350/11/10,16-V	10399.1	44	PK 360/11/7,50-H d. grey	13614.4	40
PK 300/21/10,16	13589.1	44	PK 350/11/5,00-V	10366.1	29	PK 360/11/7,50-V	10410.1	40
PK 300/21/10,16 d. grey	13589.4	44	PK 350/11/5,08-V	10377.1	35	PK 360/11/7,50-V d. grey	10410.4	40
PK 300/21/5,00	12561.1	28	PK 350/12/10,00-V	10389.1	43	PK 360/12/7,50-H	13615.1	40
PK 300/21/5,00 d. grey	12561.4	28	PK 350/12/10,16-V	10400.1	44	PK 360/12/7,50-H d. grey	13615.4	40
PK 300/21/5,08	12573.1	34	PK 350/12/5,00-V	10367.1	29	PK 360/12/7,50-V	10411.1	40
PK 300/21/5,08 d. grey	12573.4	34	PK 350/12/5,08-V	10378.1	35	PK 360/12/7,50-V d. grey	10411.4	40
PK 300/22/10,00	13554.1	42	PK 350/13/10,00-V	13557.1	43	PK 360/13/7,50-H	13616.1	40
PK 300/22/10,00 d. grey	13554.4	42	PK 350/13/10,16-V	13593.1	44	PK 360/13/7,50-H d. grey	13616.4	40
PK 300/22/10,16	13590.1	44	PK 350/13/5,00-V	12349.1	29	PK 360/13/7,50-V	12577.1	40
PK 300/22/10,16 d. grey	13590.4	44	PK 350/13/5,08-V	12361.1	35	PK 360/13/7,50-V d. grey	12577.4	40
PK 300/22/5,00	12562.1	28	PK 350/14/10,00-V	13558.1	43	PK 360/14/7,50-H	13617.1	40
PK 300/22/5,00 d. grey	12562.4	28	PK 350/14/10,16-V	13594.1	44	PK 360/14/7,50-H d. grey	13617.4	40
PK 300/22/5,08	12574.1	34	PK 350/14/5,00-V	12350.1	29	PK 360/14/7,50-V	12578.1	40
PK 300/22/5,08 d. grey	12574.4	34	PK 350/14/5,08-V	12362.1	35	PK 360/14/7,50-V d. grey	12578.4	40
PK 300/23/10,00	13555.1	42	PK 350/15/10,00-V	13559.1	43	PK 360/15/7,50-H	13618.1	40
PK 300/23/10,00 d. grey	13555.4	42	PK 350/15/10,16-V	13595.1	44	PK 360/15/7,50-H d. grey	13618.4	40
PK 300/23/10,16	13591.1	44	PK 350/15/5,00-V	12351.1	29	PK 360/15/7,50-V	12579.1	40
PK 300/23/10,16 d. grey	13591.4	44	PK 350/15/5,08-V	12363.1	35	PK 360/15/7,50-V d. grey	12579.4	40
PK 300/23/5,00	12563.1	28	PK 350/16/10,00-V	13560.1	43	PK 360/16/7,50-H	13619.1	40
PK 300/23/5,00 d. grey	12563.4	28	PK 350/16/10,16-V	13596.1	44	PK 360/16/7,50-H d. grey	13619.4	40
PK 300/23/5,08	12575.1	34	PK 350/16/5,00-V	12352.1	29	PK 360/16/7,50-V	12580.1	40
PK 300/23/5,08 d. grey	12575.4	34	PK 350/16/5,08-V	12364.1	35	PK 360/16/7,50-V d. grey	12580.4	40
PK 300/24/10,00	13556.1	42	PK 350/17/10,00-V	13561.1	43	PK 360/17/7,50-H	13620.1	40
PK 300/24/10,00 d. grey	13556.4	42	PK 350/17/10,16-V	13597.1	44	PK 360/17/7,50-H d. grey	13620.4	40
PK 300/24/10,16	13592.1	44	PK 350/17/5,00-V	12353.1	29	PK 360/17/7,50-V	12581.1	40
PK 300/24/10,16 d. grey	13592.4	44	PK 350/17/5,08-V	12365.1	35	PK 360/17/7,50-V d. grey	12581.4	40
PK 300/24/5,00	12564.1	28	PK 350/18/10,00-V	13562.1	43	PK 360/18/7,50-H	13621.1	40
PK 300/24/5,00 d. grey	12564.4	28	PK 350/18/10,16-V	13598.1	44	PK 360/18/7,50-H d. grey	13621.4	40
PK 300/24/5,08	12576.1	34	PK 350/18/5,00-V	12354.1	29	PK 360/18/7,50-V	12582.1	40
PK 300/24/5,08 d. grey	12576.4	34	PK 350/18/5,08-V	12366.1	35	PK 360/18/7,50-V d. grey	12582.4	40
PK 300/3/10,00	10336.1	42	PK 350/19/10,00-V	13563.1	43	PK 360/19/7,50-H	13622.1	40
PK 300/3/10,00 d. grey	10336.4	42	PK 350/19/10,16-V	13599.1	44	PK 360/19/7,50-H d. grey	13622.4	40
PK 300/3/10,16	10347.1	44	PK 350/19/5,00-V	12355.1	29	PK 360/19/7,50-V	12583.1	40
PK 300/3/10,16 d. grey	10347.4	44	PK 350/19/5,08-V	12367.1	35	PK 360/19/7,50-V d. grey	12583.4	40
PK 300/3/5,00	10314.1	28	PK 350/2/10,00-V	10379.1	43	PK 360/2/7,50-H	13605.1	40
PK 300/3/5,00 d. grey	10314.4	28	PK 350/2/10,16-V	10390.1	44	PK 360/2/7,50-H d. grey	13605.4	40
PK 300/3/5,08	10325.1	34	PK 350/2/5,00-V	10357.1	29	PK 360/2/7,50-V	10401.1	40
PK 300/3/5,08 d. grey	10325.4	34	PK 350/2/5,08-V	10368.1	35	PK 360/2/7,50-V d. grey	10401.4	40
PK 300/4/10,00	10337.1	42	PK 350/20/10,00-V	13564.1	43	PK 360/20/7,50-H	13623.1	40
PK 300/4/10,00 d. grey	10337.4	42	PK 350/20/10,16-V	13600.1	44	PK 360/20/7,50-H d. grey	13623.4	40
PK 300/4/10,16	10348.1	44	PK 350/20/5,00-V	12356.1	29	PK 360/20/7,50-V	12584.1	40
PK 300/4/10,16 d. grey	10348.4	44	PK 350/20/5,08-V	12368.1	35	PK 360/20/7,50-V d. grey	12584.4	40
PK 300/4/5,00	10315.1	28	PK 350/21/10,00-V	13565.1	43	PK 360/21/7,50-H	13624.1	40
PK 300/4/5,00 d. grey	10315.4	28	PK 350/21/10,16-V	13601.1	44	PK 360/21/7,50-H d. grey	13624.4	40
PK 300/4/5,08	10326.1	34	PK 350/21/5,00-V	12357.1	29	PK 360/21/7,50-V	12585.1	40
PK 300/4/5,08 d. grey	10326.4	34	PK 350/21/5,08-V	12369.1	35	PK 360/21/7,50-V d. grey	12585.4	40
PK 300/5/10,00	10338.1	42	PK 350/22/10,00-V	13566.1	43	PK 360/22/7,50-H	13625.1	40
PK 300/5/10,00 d. grey	10338.4	42	PK 350/22/10,16-V	13602.1	44	PK 360/22/7,50-H d. grey	13625.4	40
PK 300/5/10,16	10349.1	44	PK 350/22/5,00-V	12358.1	29	PK 360/22/7,50-V	12586.1	40
PK 300/5/10,16 d. grey	10349.4	44	PK 350/22/5,08-V	12370.1	35	PK 360/22/7,50-V d. grey	12586.4	40
PK 300/5/5,00	10316.1	28	PK 350/23/10,00-V	13567.1	43	PK 360/23/7,50-H	13626.1	40
PK 300/5/5,00 d. grey	10316.4	28	PK 350/23/10,16-V	13603.1	44	PK 360/23/7,50-H d. grey	13626.4	40
PK 300/5/5,08	10327.1	34	PK 350/23/5,00-V	12359.1	29	PK 360/23/7,50-V	12587.1	40
PK 300/5/5,08 d. grey	10327.4	34	PK 350/23/5,08-V	12371.1	35	PK 360/23/7,50-V d. grey	12587.4	40
PK 300/6/10,00	10339.1	42	PK 350/24/10,00-V	13568.1	43	PK 360/24/7,50-H	13627.1	40
PK 300/6/10,00 d. grey	10339.4	42	PK 350/24/10,16-V	13604.1	44	PK 360/24/7,50-H d. grey	13627.4	40
PK 300/6/10,16	10350.1	44	PK 350/24/5,00-V	12360.1	29	PK 360/24/7,50-V	12588.1	40
PK 300/6/10,16 d. grey	10350.4	44	PK 350/24/5,08-V	12372.1	35	PK 360/24/7,50-V d. grey	12588.4	40
PK 300/6/5,00	10317.1	28	PK 350/3/10,00-V	10380.1	43	PK 360/3/7,50-H	13606.1	40
PK 300/6/5,00 d. grey	10317.4	28	PK 350/3/10,16-V	10391.1	44	PK 360/3/7,50-H d. grey	13606.4	40
PK 300/6/5,08	10328.1	34	PK 350/3/5,00-V	10358.1	29	PK 360/3/7,50-V	10402.1	40
PK 300/6/5,08 d. grey	10328.4	34	PK 350/3/5,08-V	10369.1	35	PK 360/3/7,50-V d. grey	10402.4	40
PK 300/7/10,00	10340.1	42	PK 350/4/10,00-V	10381.1	43	PK 360/4/7,50-V	10403.1	40
PK 300/7/10,00 d. grey	10340.4	42	PK 350/4/10,16-V	10392.1	44	PK 360/4/7,50-V d. grey	10403.4	40
PK 300/7/10,16	10351.1	44	PK 350/4/5,00-V	10359.1	29	PK 360/4/7,50-H	13607.1	40
PK 300/7/10,16 d. grey	10351.4	44	PK 350/4/5,08-V	10370.1	35	PK 360/4/7,50-H d. grey	13607.4	40
PK 300/7/5,00	10318.1	28	PK 350/5/10,00-V	10382.1	43	PK 360/5/7,50-H	13608.1	40

Types	Cat.-No.	Page	Types	Cat.-No.	Page	Types	Cat.-No.	Page
PK 360/5/7,50-H d. grey	13608.4	40	PK 500/14/10,00-H	13486.1	24	PK 500/19/5,08-H	12535.1	19
PK 360/5/7,50-V	10404.1	40	PK 500/14/10,00-H d. grey	13486.4	24	PK 500/19/5,08-H d. grey	12535.4	19
PK 360/5/7,50-V d. grey	10404.4	40	PK 500/14/10,00-V	13474.1	23	PK 500/19/5,08-V	12511.1	19
PK 360/6/7,50-H	13609.1	40	PK 500/14/10,00-V d. grey	13474.4	23	PK 500/19/5,08-V d. grey	12511.4	19
PK 360/6/7,50-H d. grey	13609.4	40	PK 500/14/10,16-H	13534.1	27	PK 500/2/10,00-H	10209.1	24
PK 360/6/7,50-V	10405.1	40	PK 500/14/10,16-H d. grey	13534.4	27	PK 500/2/10,00-H d. grey	10209.4	24
PK 360/6/7,50-V d. grey	10405.4	40	PK 500/14/10,16-V	13522.1	27	PK 500/2/10,00-V	10187.1	23
PK 360/7/7,50-H	13610.1	40	PK 500/14/10,16-V d. grey	13522.4	27	PK 500/2/10,00-V d. grey	10187.4	23
PK 360/7/7,50-H d. grey	13610.4	40	PK 500/14/5,00-H	12518.1	13	PK 500/2/10,00-V-BL	10242.1	24
PK 360/7/7,50-V	10406.1	40	PK 500/14/5,00-H d. grey	12518.4	13	PK 500/2/10,00-V-BL d. grey	10242.4	24
PK 360/7/7,50-V d. grey	10406.4	40	PK 500/14/5,00-V	12494.1	13	PK 500/2/10,16-H	10220.1	27
PK 360/8/7,50-H	13611.1	40	PK 500/14/5,00-V d. grey	12494.4	13	PK 500/2/10,16-H d. grey	10220.4	27
PK 360/8/7,50-H d. grey	13611.4	40	PK 500/14/5,08-H	12530.1	19	PK 500/2/10,16-V	10198.1	27
PK 360/8/7,50-V	10407.1	40	PK 500/14/5,08-H d. grey	12530.4	19	PK 500/2/10,16-V d. grey	10198.4	27
PK 360/8/7,50-V d. grey	10407.4	40	PK 500/14/5,08-V	12506.1	19	PK 500/2/5,00-H	10165.1	13
PK 360/9/7,50-H	13612.1	40	PK 500/14/5,08-V d. grey	12506.4	19	PK 500/2/5,00-H d. grey	10165.4	13
PK 360/9/7,50-H d. grey	13612.4	40	PK 500/15/10,00-H	13487.1	24	PK 500/2/5,00-H-BL	10713.1	14
PK 360/9/7,50-V	10408.1	40	PK 500/15/10,00-H d. grey	13487.4	24	PK 500/2/5,00-V	10143.1	13
PK 360/9/7,50-V d. grey	10408.4	40	PK 500/15/10,00-V	13475.1	23	PK 500/2/5,00-V d. grey	10143.4	13
PK 500/10/10,00-H	10217.1	24	PK 500/15/10,00-V d. grey	13475.4	23	PK 500/2/5,00-V-BL	10231.1	14
PK 500/10/10,00-H d. grey	10217.4	24	PK 500/15/10,16-H	13535.1	27	PK 500/2/5,00-V-BL d. grey	10231.4	14
PK 500/10/10,00-V	10195.1	23	PK 500/15/10,16-H d. grey	13535.4	27	PK 500/2/5,08-H	10176.1	19
PK 500/10/10,00-V d. grey	10195.4	23	PK 500/15/10,16-V	13523.1	27	PK 500/2/5,08-H d. grey	10176.4	19
PK 500/10/10,16-H	10228.1	27	PK 500/15/10,16-V d. grey	13523.4	27	PK 500/2/5,08-V	10154.1	19
PK 500/10/10,16-H d. grey	10228.4	27	PK 500/15/5,00-H	12519.1	13	PK 500/2/5,08-V d. grey	10154.4	19
PK 500/10/10,16-V	10206.1	27	PK 500/15/5,00-H d. grey	12519.4	13	PK 500/20/10,00-H	13492.1	24
PK 500/10/10,16-V d. grey	10206.4	27	PK 500/15/5,00-V	12495.1	13	PK 500/20/10,00-H d. grey	13492.4	24
PK 500/10/5,00-H	10173.1	13	PK 500/15/5,00-V d. grey	12495.4	13	PK 500/20/10,00-V	13480.1	23
PK 500/10/5,00-H d. grey	10173.4	13	PK 500/15/5,08-H	12531.1	19	PK 500/20/10,00-V d. grey	13480.4	23
PK 500/10/5,00-H-BL	10721.1	14	PK 500/15/5,08-H d. grey	12531.4	19	PK 500/20/10,16-H	13540.1	27
PK 500/10/5,00-V	10151.1	13	PK 500/15/5,08-V	12507.1	19	PK 500/20/10,16-H d. grey	13540.4	27
PK 500/10/5,00-V d. grey	10151.4	13	PK 500/15/5,08-V d. grey	12507.4	19	PK 500/20/10,16-V	13528.1	27
PK 500/10/5,00-V-BL	10239.1	14	PK 500/16/10,00-H	13488.1	24	PK 500/20/10,16-V d. grey	13528.4	27
PK 500/10/5,00-V-BL d. grey	10239.4	14	PK 500/16/10,00-H d. grey	13488.4	24	PK 500/20/5,00-H	12524.1	13
PK 500/10/5,08-H	10184.1	19	PK 500/16/10,00-V	13476.1	23	PK 500/20/5,00-H d. grey	12524.4	13
PK 500/10/5,08-H d. grey	10184.4	19	PK 500/16/10,00-V d. grey	13476.4	23	PK 500/20/5,00-V	12500.1	13
PK 500/10/5,08-V	10162.1	19	PK 500/16/10,16-H	13536.1	27	PK 500/20/5,00-V d. grey	12500.4	13
PK 500/10/5,08-V d. grey	10162.4	19	PK 500/16/10,16-H d. grey	13536.4	27	PK 500/20/5,08-H	12536.1	19
PK 500/11/10,00-H	10218.1	24	PK 500/16/10,16-V	13524.1	27	PK 500/20/5,08-H d. grey	12536.4	19
PK 500/11/10,00-H d. grey	10218.4	24	PK 500/16/10,16-V d. grey	13524.4	27	PK 500/20/5,08-V	12512.1	19
PK 500/11/10,00-V	10196.1	23	PK 500/16/5,00-H	12520.1	13	PK 500/20/5,08-V d. grey	12512.4	19
PK 500/11/10,00-V d. grey	10196.4	23	PK 500/16/5,00-H d. grey	12520.4	13	PK 500/21/10,00-H	13493.1	24
PK 500/11/10,16-H	10229.1	27	PK 500/16/5,00-V	12496.1	13	PK 500/21/10,00-H d. grey	13493.4	24
PK 500/11/10,16-H d. grey	10229.4	27	PK 500/16/5,00-V d. grey	12496.4	13	PK 500/21/10,00-V	13481.1	23
PK 500/11/10,16-V	10207.1	27	PK 500/16/5,08-H	12532.1	19	PK 500/21/10,00-V d. grey	13481.4	23
PK 500/11/10,16-V d. grey	10207.4	27	PK 500/16/5,08-H d. grey	12532.4	19	PK 500/21/10,16-H	13541.1	27
PK 500/11/5,00-H	10174.1	13	PK 500/16/5,08-V	12508.1	19	PK 500/21/10,16-H d. grey	13541.4	27
PK 500/11/5,00-H d. grey	10174.4	13	PK 500/16/5,08-V d. grey	12508.4	19	PK 500/21/10,16-V	13529.1	27
PK 500/11/5,00-H-BL	10722.1	14	PK 500/17/10,00-H	13489.1	24	PK 500/21/10,16-V d. grey	13529.4	27
PK 500/11/5,00-V	10152.1	13	PK 500/17/10,00-H d. grey	13489.4	24	PK 500/21/5,00-H	12525.1	13
PK 500/11/5,00-V d. grey	10152.4	13	PK 500/17/10,00-V	13477.1	23	PK 500/21/5,00-H d. grey	12525.4	13
PK 500/11/5,00-V-BL	10240.1	14	PK 500/17/10,00-V d. grey	13477.4	23	PK 500/21/5,00-V	12501.1	13
PK 500/11/5,00-V-BL d. grey	10240.4	14	PK 500/17/10,16-H	13537.1	27	PK 500/21/5,00-V d. grey	12501.4	13
PK 500/11/5,08-H	10185.1	19	PK 500/17/10,16-H d. grey	13537.4	27	PK 500/21/5,08-H	12537.1	19
PK 500/11/5,08-H d. grey	10185.4	19	PK 500/17/10,16-V	13525.1	27	PK 500/21/5,08-H d. grey	12537.4	19
PK 500/11/5,08-V	10163.1	19	PK 500/17/10,16-V d. grey	13525.4	27	PK 500/21/5,08-V	12513.1	19
PK 500/11/5,08-V d. grey	10163.4	19	PK 500/17/5,00-H	12521.1	13	PK 500/21/5,08-V d. grey	12513.4	19
PK 500/12/10,00-H	10219.1	24	PK 500/17/5,00-H d. grey	12521.4	13	PK 500/22/10,00-H	13494.1	24
PK 500/12/10,00-H d. grey	10219.4	24	PK 500/17/5,00-V	12497.1	13	PK 500/22/10,00-H d. grey	13494.4	24
PK 500/12/10,00-V	10197.1	23	PK 500/17/5,00-V d. grey	12497.4	13	PK 500/22/10,00-V	13482.1	23
PK 500/12/10,00-V d. grey	10197.4	23	PK 500/17/5,08-H	12533.1	19	PK 500/22/10,00-V d. grey	13482.4	23
PK 500/12/10,16-H	10230.1	27	PK 500/17/5,08-H d. grey	12533.4	19	PK 500/22/10,16-H	13542.1	27
PK 500/12/10,16-H d. grey	10230.4	27	PK 500/17/5,08-V	12509.1	19	PK 500/22/10,16-H d. grey	13542.4	27
PK 500/12/10,16-V	10208.1	27	PK 500/17/5,08-V d. grey	12509.4	19	PK 500/22/10,16-V	13530.1	27
PK 500/12/10,16-V d. grey	10208.4	27	PK 500/18/10,00-H	13490.1	24	PK 500/22/10,16-V d. grey	13530.4	27
PK 500/12/5,00-H	10175.1	13	PK 500/18/10,00-H d. grey	13490.4	24	PK 500/22/5,00-H	12526.1	13
PK 500/12/5,00-H d. grey	10175.4	13	PK 500/18/10,00-V	13478.1	23	PK 500/22/5,00-H d. grey	12526.4	13
PK 500/12/5,00-H-BL	10723.1	14	PK 500/18/10,00-V d. grey	13478.4	23	PK 500/22/5,00-V	12502.1	13
PK 500/12/5,00-V	10153.1	13	PK 500/18/10,16-H	13538.1	27	PK 500/22/5,00-V d. grey	12502.4	13
PK 500/12/5,00-V d. grey	10153.4	13	PK 500/18/10,16-H d. grey	13538.4	27	PK 500/22/5,08-H	12538.1	19
PK 500/12/5,00-V-BL	10241.1	14	PK 500/18/10,16-V	13526.1	27	PK 500/22/5,08-H d. grey	12538.4	19
PK 500/12/5,00-V-BL d. grey	10241.4	14	PK 500/18/10,16-V d. grey	13526.4	27	PK 500/22/5,08-V	12514.1	19
PK 500/12/5,08-H	10186.1	19	PK 500/18/5,00-H	12522.1	13	PK 500/22/5,08-V d. grey	12514.4	19
PK 500/12/5,08-H d. grey	10186.4	19	PK 500/18/5,00-H d. grey	12522.4	13	PK 500/23/10,00-H	13495.1	24
PK 500/12/5,08-V	10164.1	19	PK 500/18/5,00-V	12498.1	13	PK 500/23/10,00-H d. grey	13495.4	24
PK 500/12/5,08-V d. grey	10164.4	19	PK 500/18/5,00-V d. grey	12498.4	13	PK 500/23/10,00-V	13483.1	23
PK 500/13/10,00-H	13485.1	24	PK 500/18/5,08-H	12534.1	19	PK 500/23/10,00-V d. grey	13483.4	23
PK 500/13/10,00-H d. grey	13485.4	24	PK 500/18/5,08-H d. grey	12534.4	19	PK 500/23/10,16-H	13543.1	27
PK 500/13/10,00-V	13473.1	23	PK 500/18/5,08-V	12510.1	19	PK 500/23/10,16-H d. grey	13543.4	27
PK 500/13/10,00-V d. grey	13473.4	23	PK 500/18/5,08-V d. grey	12510.4	19	PK 500/23/10,16-V	13531.1	27
PK 500/13/10,16-H	13533.1	27	PK 500/19/10,00-H	13491.1	24	PK 500/23/10,16-V d. grey	13531.4	27
PK 500/13/10,16-H d. grey	13533.4	27	PK 500/19/10,00-H d. grey	13491.4	24	PK 500/23/5,00-H	12527.1	13
PK 500/13/10,16-V	13521.1	27	PK 500/19/10,00-V	13479.1	23	PK 500/23/5,00-H d. grey	12527.4	13
PK 500/13/10,16-V d. grey	13521.4	27	PK 500/19/10,00-V d. grey	13479.4	23	PK 500/23/5,00-V	12503.1	13
PK 500/13/5,00-H	12517.1	13	PK 500/19/10,16-H	13479.1	23	PK 500/23/5,00-V d. grey	12503.4	13
PK 500/13/5,00-H d. grey	12517.4	13	PK 500/19/10,16-H d. grey	13479.4	23	PK 500/23/5,08-H	12539.1	19
PK 500/13/5,00-V	12493.1	13	PK 500/19/10,16-V	13527.1	27	PK 500/23/5,08-H d. grey	12539.4	19
PK 500/13/5,00-V d. grey	12493.4	13	PK 500/19/10,16-V d. grey	13527.4	27	PK 500/23/5,08-V	12515.1	19
PK 500/13/5,08-H	12529.1	19	PK 500/19/5,00-H	12523.1	13	PK 500/23/5,08-V d. grey	12515.4	19
PK 500/13/5,08-H d. grey	12529.4	19	PK 500/19/5,00-H d. grey	12523.4	13	PK 500/24/10,00-H	13496.1	24
PK 500/13/5,08-V	12505.1	19	PK 500/19/5,00-V	12499.1	13	PK 500/24/10,00-H d. grey	13496.4	24
PK 500/13/5,08-V d. grey	12505.4	19	PK 500/19/5,00-V d. grey	12499.4	13	PK 500/24/10,00-V	13484.1	23

Types	Cat.-No.	Page	Types	Cat.-No.	Page	Types	Cat.-No.	Page
PK 500/24/10,00-V d. grey	13484.4	23	PK 500/6/5,00-V-BL d. grey	10235.4	14	PK 550/2/3,50-V	10247.1	12
PK 500/24/10,16-H	13544.1	27	PK 500/6/5,08-H	10180.1	19	PK 550/2/3,50-V d. grey	10247.4	12
PK 500/24/10,16-H d. grey	13544.4	27	PK 500/6/5,08-H d. grey	10180.4	19	PK 550/2/7,00-H	10284.1	21
PK 500/24/10,16-V	13532.1	27	PK 500/6/5,08-V	10158.1	19	PK 550/2/7,00-H d. grey	10284.4	21
PK 500/24/10,16-V d. grey	13532.4	27	PK 500/6/5,08-V d. grey	10158.4	19	PK 550/2/7,00-V	10277.1	21
PK 500/24/5,00-H	12528.1	13	PK 500/7/10,00-H	10214.1	24	PK 550/2/7,00-V d. grey	10277.4	21
PK 500/24/5,00-H d. grey	12528.4	13	PK 500/7/10,00-H d. grey	10214.4	24	PK 550/3/3,50-H	10263.1	12
PK 500/24/5,00-V	12504.1	13	PK 500/7/10,00-V	10192.1	23	PK 550/3/3,50-H d. grey	10263.4	12
PK 500/24/5,00-V d. grey	12504.4	13	PK 500/7/10,00-V d. grey	10192.4	23	PK 550/3/3,50-V	10248.1	12
PK 500/24/5,08-H	12540.1	19	PK 500/7/10,16-H	10225.1	27	PK 550/3/3,50-V d. grey	10248.4	12
PK 500/24/5,08-H d. grey	12540.4	19	PK 500/7/10,16-H d. grey	10225.4	27	PK 550/3/7,00-H	10285.1	21
PK 500/24/5,08-V	12516.1	19	PK 500/7/10,16-V	10203.1	27	PK 550/3/7,00-H d. grey	10285.4	21
PK 500/24/5,08-V d. grey	12516.4	19	PK 500/7/10,16-V d. grey	10203.4	27	PK 550/3/7,00-V	10278.1	21
PK 500/3/10,00-H	10210.1	24	PK 500/7/5,00-H	10170.1	13	PK 550/3/7,00-V d. grey	10278.4	21
PK 500/3/10,00-H d. grey	10210.4	24	PK 500/7/5,00-H d. grey	10170.4	13	PK 550/4/3,50-H	10264.1	12
PK 500/3/10,00-V	10188.1	23	PK 500/7/5,00-H-BL	10718.1	14	PK 550/4/3,50-H d. grey	10264.4	12
PK 500/3/10,00-V d. grey	10188.4	23	PK 500/7/5,00-V	10148.1	13	PK 550/4/3,50-V	10249.1	12
PK 500/3/10,00-V-BL	10243.1	24	PK 500/7/5,00-V d. grey	10148.4	13	PK 550/4/3,50-V d. grey	10249.4	12
PK 500/3/10,00-V-BL d. grey	10243.4	24	PK 500/7/5,00-V-BL	10236.1	14	PK 550/4/7,00-H	10286.1	21
PK 500/3/10,16-H	10221.1	27	PK 500/7/5,00-V-BL d. grey	10236.4	14	PK 550/4/7,00-H d. grey	10286.4	21
PK 500/3/10,16-H d. grey	10221.4	27	PK 500/7/5,08-H	10181.1	19	PK 550/4/7,00-V	10279.1	21
PK 500/3/10,16-V	10199.1	27	PK 500/7/5,08-H d. grey	10181.4	19	PK 550/4/7,00-V d. grey	10279.4	21
PK 500/3/10,16-V d. grey	10199.4	27	PK 500/7/5,08-V	10159.1	19	PK 550/5/3,50-H	10265.1	12
PK 500/3/5,00-H	10166.1	13	PK 500/7/5,08-V d. grey	10159.4	19	PK 550/5/3,50-H d. grey	10265.4	12
PK 500/3/5,00-H d. grey	10166.4	13	PK 500/8/10,00-H	10215.1	24	PK 550/5/3,50-V	10250.1	12
PK 500/3/5,00-H-BL	10714.1	14	PK 500/8/10,00-H d. grey	10215.4	24	PK 550/5/3,50-V d. grey	10250.4	12
PK 500/3/5,00-V	10144.1	13	PK 500/8/10,00-V	10193.1	23	PK 550/5/7,00-H	10287.1	21
PK 500/3/5,00-V d. grey	10144.4	13	PK 500/8/10,00-V d. grey	10193.4	23	PK 550/5/7,00-H d. grey	10287.4	21
PK 500/3/5,00-V-BL	10232.1	14	PK 500/8/10,16-H	10226.1	27	PK 550/5/7,00-V	10280.1	21
PK 500/3/5,00-V-BL d. grey	10232.4	14	PK 500/8/10,16-H d. grey	10226.4	27	PK 550/5/7,00-V d. grey	10280.4	21
PK 500/3/5,08-H	10177.1	19	PK 500/8/10,16-V	10204.1	27	PK 550/6/3,50-H	10266.1	12
PK 500/3/5,08-H d. grey	10177.4	19	PK 500/8/10,16-V d. grey	10204.4	27	PK 550/6/3,50-H d. grey	10266.4	12
PK 500/3/5,08-V	10155.1	19	PK 500/8/5,00-H	10171.1	13	PK 550/6/3,50-V	10251.1	12
PK 500/3/5,08-V d. grey	10155.4	19	PK 500/8/5,00-H d. grey	10171.4	13	PK 550/6/3,50-V d. grey	10251.4	12
PK 500/4/10,00-H	10211.1	24	PK 500/8/5,00-H-BL	10719.1	14	PK 550/6/7,00-H	10288.1	21
PK 500/4/10,00-H d. grey	10211.4	24	PK 500/8/5,00-V	10149.1	13	PK 550/6/7,00-H d. grey	10288.4	21
PK 500/4/10,00-V	10189.1	23	PK 500/8/5,00-V d. grey	10149.4	13	PK 550/6/7,00-V	10281.1	21
PK 500/4/10,00-V d. grey	10189.4	23	PK 500/8/5,00-V-BL	10237.1	14	PK 550/6/7,00-V d. grey	10281.4	21
PK 500/4/10,00-V-BL	10244.1	24	PK 500/8/5,00-V-BL d. grey	10237.4	14	PK 550/7/3,50-H	10267.1	12
PK 500/4/10,00-V-BL d. grey	10244.4	24	PK 500/8/5,08-H	10182.1	19	PK 550/7/3,50-H d. grey	10267.4	12
PK 500/4/10,16-H	10222.1	27	PK 500/8/5,08-H d. grey	10182.4	19	PK 550/7/3,50-V	10252.1	12
PK 500/4/10,16-H d. grey	10222.4	27	PK 500/8/5,08-V	10160.1	19	PK 550/7/3,50-V d. grey	10252.4	12
PK 500/4/10,16-V	10200.1	27	PK 500/8/5,08-V d. grey	10160.4	19	PK 550/7/7,00-H	10289.1	21
PK 500/4/10,16-V d. grey	10200.4	27	PK 500/9/10,00-H	10216.1	24	PK 550/7/7,00-H d. grey	10289.4	21
PK 500/4/5,00-H	10167.1	13	PK 500/9/10,00-H d. grey	10216.4	24	PK 550/7/7,00-V	10282.1	21
PK 500/4/5,00-H d. grey	10167.4	13	PK 500/9/10,00-V	10194.1	23	PK 550/7/7,00-V d. grey	10282.4	21
PK 500/4/5,00-H-BL	10715.1	14	PK 500/9/10,00-V d. grey	10194.4	23	PK 550/8/3,50-H	10268.1	12
PK 500/4/5,00-V	10145.1	13	PK 500/9/10,16-H	10227.1	27	PK 550/8/3,50-H d. grey	10268.4	12
PK 500/4/5,00-V d. grey	10145.4	13	PK 500/9/10,16-H d. grey	10227.4	27	PK 550/8/3,50-V	10253.1	12
PK 500/4/5,00-V-BL	10233.1	14	PK 500/9/10,16-V	10205.1	27	PK 550/8/3,50-V d. grey	10253.4	12
PK 500/4/5,00-V-BL d. grey	10233.4	14	PK 500/9/10,16-V d. grey	10205.4	27	PK 550/8/7,00-H	10290.1	21
PK 500/4/5,08-H	10178.1	19	PK 500/9/5,00-H	10172.1	13	PK 550/8/7,00-H d. grey	10290.4	21
PK 500/4/5,08-H d. grey	10178.4	19	PK 500/9/5,00-H d. grey	10172.4	13	PK 550/8/7,00-V	10283.1	21
PK 500/4/5,08-V	10156.1	19	PK 500/9/5,00-H-BL	10720.1	14	PK 550/8/7,00-V d. grey	10283.4	21
PK 500/4/5,08-V d. grey	10156.4	19	PK 500/9/5,00-V	10150.1	13	PK 550/9/3,50-H	10269.1	12
PK 500/5/10,00-H	10212.1	24	PK 500/9/5,00-V d. grey	10150.4	13	PK 550/9/3,50-H d. grey	10269.4	12
PK 500/5/10,00-H d. grey	10212.4	24	PK 500/9/5,00-V-BL	10238.1	14	PK 550/9/3,50-V	10254.1	12
PK 500/5/10,00-V	10190.1	23	PK 500/9/5,00-V-BL d. grey	10238.4	14	PK 550/9/3,50-V d. grey	10254.4	12
PK 500/5/10,00-V d. grey	10190.4	23	PK 500/9/5,08-H	10183.1	19	PK 590/10/5,00	12863.1	15
PK 500/5/10,00-V-BL	10245.1	24	PK 500/9/5,08-H d. grey	10183.4	19	PK 590/11/5,00	12864.1	15
PK 500/5/10,00-V-BL d. grey	10245.4	24	PK 500/9/5,08-V	10161.1	19	PK 590/12/5,00	12865.1	15
PK 500/5/10,16-H	10223.1	27	PK 500/9/5,08-V d. grey	10161.4	19	PK 590/13/5,00	12866.1	15
PK 500/5/10,16-H d. grey	10223.4	27	PK 550/10/3,50-H	10270.1	12	PK 590/14/5,00	12867.1	15
PK 500/5/10,16-V	10201.1	27	PK 550/10/3,50-H d. grey	10270.4	12	PK 590/15/5,00	12868.1	15
PK 500/5/10,16-V d. grey	10201.4	27	PK 550/10/3,50-V	10255.1	12	PK 590/16/5,00	12869.1	15
PK 500/5/5,00-H	10168.1	13	PK 550/10/3,50-V d. grey	10255.4	12	PK 590/17/5,00	12870.1	15
PK 500/5/5,00-H d. grey	10168.4	13	PK 550/11/3,50-H	10271.1	12	PK 590/18/5,00	12871.1	15
PK 500/5/5,00-H-BL	10716.1	14	PK 550/11/3,50-H d. grey	10271.4	12	PK 590/19/5,00	12872.1	15
PK 500/5/5,00-V	10146.1	13	PK 550/11/3,50-V	10256.1	12	PK 590/2/5,00	12855.1	15
PK 500/5/5,00-V d. grey	10146.4	13	PK 550/11/3,50-V d. grey	10256.4	12	PK 590/20/5,00	12873.1	15
PK 500/5/5,00-V-BL	10234.1	14	PK 550/12/3,50-H	10272.1	12	PK 590/21/5,00	12874.1	15
PK 500/5/5,00-V-BL d. grey	10234.4	14	PK 550/12/3,50-H d. grey	10272.4	12	PK 590/22/5,00	12875.1	15
PK 500/5/5,08-H	10179.1	19	PK 550/12/3,50-V	10257.1	12	PK 590/23/5,00	12876.1	15
PK 500/5/5,08-H d. grey	10179.4	19	PK 550/12/3,50-V d. grey	10257.4	12	PK 590/24/5,00	12877.1	15
PK 500/5/5,08-V	10157.1	19	PK 550/13/3,50-H	10273.1	12	PK 590/3/5,00	12856.1	15
PK 500/5/5,08-V d. grey	10157.4	19	PK 550/13/3,50-H d. grey	10273.4	12	PK 590/4/5,00	12857.1	15
PK 500/6/10,00-H	10213.1	24	PK 550/13/3,50-V	10258.1	12	PK 590/5/5,00	12858.1	15
PK 500/6/10,00-H d. grey	10213.4	24	PK 550/13/3,50-V d. grey	10258.4	12	PK 590/6/5,00	12859.1	15
PK 500/6/10,00-V	10191.1	23	PK 550/14/3,50-H	10274.1	12	PK 590/7/5,00	12860.1	15
PK 500/6/10,00-V d. grey	10191.4	23	PK 550/14/3,50-H d. grey	10274.4	12	PK 590/8/5,00	12861.1	15
PK 500/6/10,00-V-BL	10246.1	24	PK 550/14/3,50-V	10259.1	12	PK 590/9/5,00	12862.1	15
PK 500/6/10,00-V-BL d. grey	10246.4	24	PK 550/14/3,50-V d. grey	10259.4	12	PK 700/10/5,00-H	10453.1	30
PK 500/6/10,16-H	10224.1	27	PK 550/15/3,50-H	10275.1	12	PK 700/10/5,00-H d. grey	10453.4	30
PK 500/6/10,16-H d. grey	10224.4	27	PK 550/15/3,50-H d. grey	10275.4	12	PK 700/10/5,00-V	10431.1	30
PK 500/6/10,16-V	10202.1	27	PK 550/15/3,50-V	10260.1	12	PK 700/10/5,00-V d. grey	10431.4	30
PK 500/6/10,16-V d. grey	10202.4	27	PK 550/15/3,50-V d. grey	10260.4	12	PK 700/10/5,08-H	10464.1	36
PK 500/6/5,00-H	10169.1	13	PK 550/16/3,50-H	10276.1	12	PK 700/10/5,08-H d. grey	10464.4	36
PK 500/6/5,00-H d. grey	10169.4	13	PK 550/16/3,50-H d. grey	10276.4	12	PK 700/10/5,08-V	10442.1	36
PK 500/6/5,00-H-BL	10717.1	14	PK 550/16/3,50-V	10261.1	12	PK 700/10/5,08-V d. grey	10442.4	36
PK 500/6/5,00-V	10147.1	13	PK 550/16/3,50-V d. grey	10261.4	12	PK 700/11/5,00-H	10454.1	30
PK 500/6/5,00-V d. grey	10147.4	13	PK 550/2/3,50-H	10262.1	12	PK 700/11/5,00-H d. grey	10454.4	30
PK 500/6/5,00-V-BL	10235.1	14	PK 550/2/3,50-H d. grey	10262.4	12	PK 700/11/5,00-V	10432.1	30

Types	Cat.-No.	Page	Types	Cat.-No.	Page	Types	Cat.-No.	Page
PK 700/11/5,00-V d. grey	10432.4	30	PK 700/21/5,08-V d. grey	12629.4	36	PK 710/12/7,62-V d. grey	10488.4	42
PK 700/11/5,08-H	10465.1	36	PK 700/22/5,00-H	12642.1	30	PK 710/13/7,50-V	12657.1	41
PK 700/11/5,08-H d. grey	10465.4	36	PK 700/22/5,00-H d. grey	12642.4	30	PK 710/13/7,50-V d. grey	12657.4	41
PK 700/11/5,08-V	10443.1	36	PK 700/22/5,00-V	12618.1	30	PK 710/13/7,62-V	12669.1	42
PK 700/11/5,08-V d. grey	10443.4	36	PK 700/22/5,00-V d. grey	12618.4	30	PK 710/13/7,62-V d. grey	12669.4	42
PK 700/12/5,00-H	10455.1	30	PK 700/22/5,08-H	12654.1	36	PK 710/14/7,50-V	12658.1	41
PK 700/12/5,00-H d. grey	10455.4	30	PK 700/22/5,08-H d. grey	12654.4	36	PK 710/14/7,50-V d. grey	12658.4	41
PK 700/12/5,00-V	10433.1	30	PK 700/22/5,08-V	12630.1	36	PK 710/14/7,62-V	12670.1	42
PK 700/12/5,00-V d. grey	10433.4	30	PK 700/22/5,08-V d. grey	12630.4	36	PK 710/14/7,62-V d. grey	12670.4	42
PK 700/12/5,08-H	10466.1	36	PK 700/23/5,00-H	12643.1	30	PK 710/15/7,50-V	12659.1	41
PK 700/12/5,08-H d. grey	10466.4	36	PK 700/23/5,00-H d. grey	12643.4	30	PK 710/15/7,50-V d. grey	12659.4	41
PK 700/12/5,08-V	10444.1	36	PK 700/23/5,00-V	12619.1	30	PK 710/15/7,62-V	12671.1	42
PK 700/12/5,08-V d. grey	10444.4	36	PK 700/23/5,00-V d. grey	12619.4	30	PK 710/15/7,62-V d. grey	12671.4	42
PK 700/13/5,00-H	12633.1	30	PK 700/23/5,08-H	12655.1	36	PK 710/16/7,50-V	12660.1	41
PK 700/13/5,00-H d. grey	12633.4	30	PK 700/23/5,08-H d. grey	12655.4	36	PK 710/16/7,50-V d. grey	12660.4	41
PK 700/13/5,00-V	12609.1	30	PK 700/23/5,08-V	12631.1	36	PK 710/16/7,62-V	12672.1	42
PK 700/13/5,00-V d. grey	12609.4	30	PK 700/23/5,08-V d. grey	12631.4	36	PK 710/16/7,62-V d. grey	12672.4	42
PK 700/13/5,08-H	12645.1	36	PK 700/24/5,00-H	12644.1	30	PK 710/17/7,50-V	12661.1	41
PK 700/13/5,08-H d. grey	12645.4	36	PK 700/24/5,00-H d. grey	12644.4	30	PK 710/17/7,50-V d. grey	12661.4	41
PK 700/13/5,08-V	12621.1	36	PK 700/24/5,00-V	12620.1	30	PK 710/17/7,62-V	12673.1	42
PK 700/13/5,08-V d. grey	12621.4	36	PK 700/24/5,00-V d. grey	12620.4	30	PK 710/17/7,62-V d. grey	12673.4	42
PK 700/14/5,00-H	12634.1	30	PK 700/24/5,08-H	12656.1	36	PK 710/18/7,50-V	12662.1	41
PK 700/14/5,00-H d. grey	12634.4	30	PK 700/24/5,08-H d. grey	12656.4	36	PK 710/18/7,50-V d. grey	12662.4	41
PK 700/14/5,00-V	12610.1	30	PK 700/24/5,08-V	12632.1	36	PK 710/18/7,62-V	12674.1	42
PK 700/14/5,00-V d. grey	12610.4	30	PK 700/24/5,08-V d. grey	12632.4	36	PK 710/18/7,62-V d. grey	12674.4	42
PK 700/14/5,08-H	12646.1	36	PK 700/3/5,00-H	10446.1	30	PK 710/19/7,50-V	12663.1	41
PK 700/14/5,08-H d. grey	12646.4	36	PK 700/3/5,00-H d. grey	10446.4	30	PK 710/19/7,50-V d. grey	12663.4	41
PK 700/14/5,08-V	12622.1	36	PK 700/3/5,00-V	10424.1	30	PK 710/19/7,62-V	12675.1	42
PK 700/14/5,08-V d. grey	12622.4	36	PK 700/3/5,00-V d. grey	10424.4	30	PK 710/19/7,62-V d. grey	12675.4	42
PK 700/15/5,00-H	12635.1	30	PK 700/3/5,08-H	10457.1	36	PK 710/2/7,50-V	10467.1	41
PK 700/15/5,00-H d. grey	12635.4	30	PK 700/3/5,08-H d. grey	10457.4	36	PK 710/2/7,50-V d. grey	10467.4	41
PK 700/15/5,00-V	12611.1	30	PK 700/3/5,08-V	10435.1	36	PK 710/2/7,62-V	10478.1	42
PK 700/15/5,00-V d. grey	12611.4	30	PK 700/3/5,08-V d. grey	10435.4	36	PK 710/2/7,62-V d. grey	10478.4	42
PK 700/15/5,08-H	12647.1	36	PK 700/4/5,00-H	10447.1	30	PK 710/20/7,50-V	12664.1	41
PK 700/15/5,08-H d. grey	12647.4	36	PK 700/4/5,00-H d. grey	10447.4	30	PK 710/20/7,50-V d. grey	12664.4	41
PK 700/15/5,08-V	12623.1	36	PK 700/4/5,00-V	10425.1	30	PK 710/20/7,62-V	12676.1	42
PK 700/15/5,08-V d. grey	12623.4	36	PK 700/4/5,00-V d. grey	10425.4	30	PK 710/20/7,62-V d. grey	12676.4	42
PK 700/16/5,00-H	12636.1	30	PK 700/4/5,08-H	10458.1	36	PK 710/21/7,50-V	12665.1	41
PK 700/16/5,00-H d. grey	12636.4	30	PK 700/4/5,08-H d. grey	10458.4	36	PK 710/21/7,50-V d. grey	12665.4	41
PK 700/16/5,00-V	12612.1	30	PK 700/4/5,08-V	10436.1	36	PK 710/21/7,62-V	12677.1	42
PK 700/16/5,00-V d. grey	12612.4	30	PK 700/4/5,08-V d. grey	10436.4	36	PK 710/21/7,62-V d. grey	12677.4	42
PK 700/16/5,08-H	12648.1	36	PK 700/5/5,00-H	10448.1	30	PK 710/22/7,50-V	12666.1	41
PK 700/16/5,08-H d. grey	12648.4	36	PK 700/5/5,00-H d. grey	10448.4	30	PK 710/22/7,50-V d. grey	12666.4	41
PK 700/16/5,08-V	12624.1	36	PK 700/5/5,00-V	10426.1	30	PK 710/22/7,62-V	12678.1	42
PK 700/16/5,08-V d. grey	12624.4	36	PK 700/5/5,00-V d. grey	10426.4	30	PK 710/22/7,62-V d. grey	12678.4	42
PK 700/17/5,00-H	12637.1	30	PK 700/5/5,08-H	10459.1	36	PK 710/23/7,50-V	12667.1	41
PK 700/17/5,00-H d. grey	12637.4	30	PK 700/5/5,08-H d. grey	10459.4	36	PK 710/23/7,50-V d. grey	12667.4	41
PK 700/17/5,00-V	12613.1	30	PK 700/5/5,08-V	10437.1	36	PK 710/23/7,62-V	12679.1	42
PK 700/17/5,00-V d. grey	12613.4	30	PK 700/5/5,08-V d. grey	10437.4	36	PK 710/23/7,62-V d. grey	12679.4	42
PK 700/17/5,08-H	12649.1	36	PK 700/6/5,00-H	10449.1	30	PK 710/24/7,50-V	12668.1	41
PK 700/17/5,08-H d. grey	12649.4	36	PK 700/6/5,00-H d. grey	10449.4	30	PK 710/24/7,50-V d. grey	12668.4	41
PK 700/17/5,08-V	12625.1	36	PK 700/6/5,00-V	10427.1	30	PK 710/24/7,62-V	12680.1	42
PK 700/17/5,08-V d. grey	12625.4	36	PK 700/6/5,00-V d. grey	10427.4	30	PK 710/24/7,62-V d. grey	12680.4	42
PK 700/18/5,00-H	12638.1	30	PK 700/6/5,08-H	10460.1	36	PK 710/3/7,50-V	10468.1	41
PK 700/18/5,00-H d. grey	12638.4	30	PK 700/6/5,08-H d. grey	10460.4	36	PK 710/3/7,50-V d. grey	10468.4	41
PK 700/18/5,00-V	12614.1	30	PK 700/6/5,08-V	10438.1	36	PK 710/3/7,62-V	10479.1	42
PK 700/18/5,00-V d. grey	12614.4	30	PK 700/6/5,08-V d. grey	10438.4	36	PK 710/3/7,62-V d. grey	10479.4	42
PK 700/18/5,08-H	12650.1	36	PK 700/7/5,00-H	10450.1	30	PK 710/4/7,50-V	10469.1	41
PK 700/18/5,08-H d. grey	12650.4	36	PK 700/7/5,00-H d. grey	10450.4	30	PK 710/4/7,50-V d. grey	10469.4	41
PK 700/18/5,08-V	12626.1	36	PK 700/7/5,00-V	10428.1	30	PK 710/4/7,62-V	10480.1	42
PK 700/18/5,08-V d. grey	12626.4	36	PK 700/7/5,00-V d. grey	10428.4	30	PK 710/4/7,62-V d. grey	10480.4	42
PK 700/19/5,00-H	12639.1	30	PK 700/7/5,08-H	10461.1	36	PK 710/5/7,50-V	10470.1	41
PK 700/19/5,00-H d. grey	12639.4	30	PK 700/7/5,08-H d. grey	10461.4	36	PK 710/5/7,50-V d. grey	10470.4	41
PK 700/19/5,00-V	12615.1	30	PK 700/7/5,08-V	10439.1	36	PK 710/5/7,62-V	10481.1	42
PK 700/19/5,00-V d. grey	12615.4	30	PK 700/7/5,08-V d. grey	10439.4	36	PK 710/5/7,62-V d. grey	10481.4	42
PK 700/19/5,08-H	12651.1	36	PK 700/8/5,00-H	10451.1	30	PK 710/6/7,50-V	10471.1	41
PK 700/19/5,08-H d. grey	12651.4	36	PK 700/8/5,00-H d. grey	10451.4	30	PK 710/6/7,50-V d. grey	10471.4	41
PK 700/19/5,08-V	12627.1	36	PK 700/8/5,00-V	10429.1	30	PK 710/6/7,62-V	10482.1	42
PK 700/19/5,08-V d. grey	12627.4	36	PK 700/8/5,00-V d. grey	10429.4	30	PK 710/6/7,62-V d. grey	10482.4	42
PK 700/2/5,00-H	10445.1	30	PK 700/8/5,08-H	10462.1	36	PK 710/7/7,50-V	10472.1	41
PK 700/2/5,00-H d. grey	10445.4	30	PK 700/8/5,08-H d. grey	10462.4	36	PK 710/7/7,50-V d. grey	10472.4	41
PK 700/2/5,00-V	10423.1	30	PK 700/8/5,08-V	10440.1	36	PK 710/7/7,62-V	10483.1	42
PK 700/2/5,00-V d. grey	10423.4	30	PK 700/8/5,08-V d. grey	10440.4	36	PK 710/7/7,62-V d. grey	10483.4	42
PK 700/2/5,08-H	10456.1	36	PK 700/9/5,00-H	10452.1	30	PK 710/8/7,50-V	10473.1	41
PK 700/2/5,08-H d. grey	10456.4	36	PK 700/9/5,00-H d. grey	10452.4	30	PK 710/8/7,50-V d. grey	10473.4	41
PK 700/2/5,08-V	10434.1	36	PK 700/9/5,00-V	10430.1	30	PK 710/8/7,62-V	10484.1	42
PK 700/2/5,08-V d. grey	10434.4	36	PK 700/9/5,00-V d. grey	10430.4	30	PK 710/8/7,62-V d. grey	10484.4	42
PK 700/20/5,00-H	12640.1	30	PK 700/9/5,08-H	10463.1	36	PK 710/9/7,50-V	10474.1	41
PK 700/20/5,00-H d. grey	12640.4	30	PK 700/9/5,08-H d. grey	10463.4	36	PK 710/9/7,50-V d. grey	10474.4	41
PK 700/20/5,00-V	12616.1	30	PK 700/9/5,08-V	10441.1	36	PK 710/9/7,62-V	10485.1	42
PK 700/20/5,00-V d. grey	12616.4	30	PK 700/9/5,08-V d. grey	10441.4	36	PK 710/9/7,62-V d. grey	10485.4	42
PK 700/20/5,08-H	12652.1	36	PK 710/10/7,50-V	10475.1	41	PKB 1100/10/5,00	11294.1	76
PK 700/20/5,08-H d. grey	12652.4	36	PK 710/10/7,50-V d. grey	10475.4	41	PKB 1100/10/5,08	11313.1	78
PK 700/20/5,08-V	12628.1	36	PK 710/10/7,62-V	10486.1	42	PKB 1100/11/5,00	11295.1	76
PK 700/20/5,08-V d. grey	12628.4	36	PK 710/10/7,62-V d. grey	10486.4	42	PKB 1100/11/5,08	11314.1	78
PK 700/21/5,00-H	12641.1	30	PK 710/11/7,50-V	10476.1	41	PKB 1100/12/5,00	11296.1	76
PK 700/21/5,00-H d. grey	12641.4	30	PK 710/11/7,50-V d. grey	10476.4	41	PKB 1100/12/5,08	11315.1	78
PK 700/21/5,00-V	12617.1	30	PK 710/11/7,62-V	10487.1	42	PKB 1100/13/5,00	11297.1	76
PK 700/21/5,00-V d. grey	12617.4	30	PK 710/11/7,62-V d. grey	10487.4	42	PKB 1100/13/5,08	11316.1	78
PK 700/21/5,08-H	12653.1	36	PK 710/12/7,50-V	10477.1	41	PKB 1100/14/5,00	11298.1	76
PK 700/21/5,08-H d. grey	12653.4	36	PK 710/12/7,50-V d. grey	10477.4	41	PKB 1100/14/5,08	11317.1	78
PK 700/21/5,08-V	12629.1	36	PK 710/12/7,62-V	10488.1	42	PKB 1100/15/5,00	11299.1	76

Types	Cat.-No.	Page	Types	Cat.-No.	Page	Types	Cat.-No.	Page
PKB 1100/15/5,08	11318.1	78	PKB 130/2/10,00 d. grey	11180.4	70	PKB 1550/11/3,81-F	13743.1	73
PKB 1100/16/5,00	11300.1	76	PKB 130/2/10,00-BL	11200.1	71	PKB 1550/12/3,50	11387.1	72
PKB 1100/16/5,08	11319.1	78	PKB 130/2/10,00-BL d. grey	11200.4	71	PKB 1550/12/3,50-F	13727.1	72
PKB 1100/17/5,00	11301.1	76	PKB 130/2/10,16-BL	13643.1	71	PKB 1550/12/3,81	11406.1	73
PKB 1100/18/5,00	11302.1	76	PKB 130/2/10,16-BL d. grey	13643.4	71	PKB 1550/12/3,81-F	13744.1	73
PKB 1100/19/5,00	11303.1	76	PKB 130/2/5,00	11169.1	69	PKB 1550/13/3,50	11388.1	72
PKB 1100/2/5,00	11286.1	76	PKB 130/2/5,00-BL	11185.1	69	PKB 1550/13/3,50-F	13728.1	72
PKB 1100/2/5,08	11305.1	78	PKB 130/2/5,00-BL d. grey	11185.4	69	PKB 1550/13/3,81	11407.1	73
PKB 1100/20/5,00	11304.1	76	PKB 130/2/5,08-BL	13628.1	70	PKB 1550/13/3,81-F	13745.1	73
PKB 1100/3/5,00	11287.1	76	PKB 130/2/5,08-BL d. grey	13628.4	70	PKB 1550/14/3,50	11389.1	72
PKB 1100/3/5,08	11306.1	78	PKB 130/2/5,00 d. grey	11169.4	69	PKB 1550/14/3,50-F	13729.1	72
PKB 1100/4/5,00	11288.1	76	PKB 130/3/10,00	11181.1	70	PKB 1550/14/3,81	11408.1	73
PKB 1100/4/5,08	11307.1	78	PKB 130/3/10,00 d. grey	11181.4	70	PKB 1550/14/3,81-F	13746.1	73
PKB 1100/5/5,00	11289.1	76	PKB 130/3/10,00-BL	11201.1	71	PKB 1550/15/3,50	11390.1	72
PKB 1100/5/5,08	11308.1	78	PKB 130/3/10,00-BL d. grey	11201.4	71	PKB 1550/15/3,50-F	13730.1	72
PKB 1100/6/5,00	11290.1	76	PKB 130/3/10,16-BL	13644.1	71	PKB 1550/15/3,81	11409.1	73
PKB 1100/6/5,08	11309.1	78	PKB 130/3/10,16-BL d. grey	13644.4	71	PKB 1550/15/3,81-F	13747.1	73
PKB 1100/7/5,00	11291.1	76	PKB 130/3/5,00	11170.1	69	PKB 1550/16/3,50	11391.1	72
PKB 1100/7/5,08	11310.1	78	PKB 130/3/5,00 d. grey	11170.4	69	PKB 1550/16/3,50-F	13731.1	72
PKB 1100/8/5,00	11292.1	76	PKB 130/3/5,08-BL	11186.1	69	PKB 1550/16/3,81	11410.1	73
PKB 1100/8/5,08	11311.1	78	PKB 130/3/5,08-BL d. grey	11186.4	69	PKB 1550/16/3,81-F	13748.1	73
PKB 1100/9/5,00	11293.1	76	PKB 130/3/5,08-BL	13629.1	70	PKB 1550/17/3,50	11392.1	72
PKB 1100/9/5,08	11312.1	78	PKB 130/3/5,08-BL d. grey	13629.4	70	PKB 1550/17/3,50-F	13732.1	72
PKB 1110/10/5,00	11328.1	76	PKB 130/4/10,00	11182.1	70	PKB 1550/17/3,81	11378.1	73
PKB 1110/10/5,08	11347.1	78	PKB 130/4/10,00 d. grey	11182.4	70	PKB 1550/17/3,81-F	13749.1	73
PKB 1110/11/5,00	11329.1	76	PKB 130/4/10,00-BL	11202.1	71	PKB 1550/18/3,50	11393.1	72
PKB 1110/11/5,08	11348.1	78	PKB 130/4/10,00-BL d. grey	11202.4	71	PKB 1550/18/3,50-F	13733.1	72
PKB 1110/12/5,00	11330.1	76	PKB 130/4/10,16-BL	13645.1	71	PKB 1550/18/3,81	13982.1	73
PKB 1110/12/5,08	11349.1	78	PKB 130/4/10,16-BL d. grey	13645.4	71	PKB 1550/18/3,81-F	13750.1	73
PKB 1110/13/5,00	11331.1	76	PKB 130/4/5,00	11171.1	69	PKB 1550/19/3,50	11394.1	72
PKB 1110/13/5,08	11350.1	78	PKB 130/4/5,00 d. grey	11171.4	69	PKB 1550/19/3,50-F	13979.1	72
PKB 1110/14/5,00	11332.1	76	PKB 130/4/5,08-BL	11187.1	69	PKB 1550/19/3,81	13983.1	73
PKB 1110/14/5,08	11351.1	78	PKB 130/4/5,08-BL d. grey	11187.4	69	PKB 1550/19/3,81-F	13751.1	73
PKB 1110/15/5,00	11333.1	76	PKB 130/4/5,08-BL	13630.1	70	PKB 1550/20/3,50	11395.1	72
PKB 1110/15/5,08	11352.1	78	PKB 130/4/5,08-BL d. grey	13630.4	70	PKB 1550/20/3,50-F	13980.1	72
PKB 1110/16/5,00	11334.1	76	PKB 130/5/10,00	11183.1	70	PKB 1550/20/3,81	13984.1	73
PKB 1110/16/5,08	11353.1	78	PKB 130/5/10,00 d. grey	11183.4	70	PKB 1550/20/3,81-F	13752.1	73
PKB 1110/17/5,00	11335.1	76	PKB 130/5/10,00-BL	11203.1	71	PKB 1550/2/3,50	11377.1	72
PKB 1110/18/5,00	11336.1	76	PKB 130/5/10,00-BL d. grey	11203.4	71	PKB 1550/2/3,50-F	13717.1	72
PKB 1110/19/5,00	11337.1	76	PKB 130/5/10,16-BL	13646.1	71	PKB 1550/2/3,81	11396.1	73
PKB 1110/2/5,00	11320.1	76	PKB 130/5/10,16-BL d. grey	13646.4	71	PKB 1550/2/3,81-F	13734.1	73
PKB 1110/2/5,08	11339.1	78	PKB 130/5/5,00	11172.1	69	PKB 1550/3/3,50	11378.1	72
PKB 1110/20/5,00	11338.1	76	PKB 130/5/5,00 d. grey	11172.4	69	PKB 1550/3/3,50-F	13718.1	72
PKB 1110/3/5,00	11321.1	76	PKB 130/5/5,08-BL	11188.1	69	PKB 1550/3/3,81	11397.1	73
PKB 1110/3/5,08	11340.1	78	PKB 130/5/5,08-BL d. grey	11188.4	69	PKB 1550/3/3,81-F	13735.1	73
PKB 1110/4/5,00	11322.1	76	PKB 130/5/5,08-BL	13631.1	70	PKB 1550/4/3,50	11379.1	72
PKB 1110/4/5,08	11341.1	78	PKB 130/5/5,08-BL d. grey	13631.4	70	PKB 1550/4/3,50-F	13719.1	72
PKB 1110/5/5,00	11323.1	76	PKB 130/6/10,00	11184.1	70	PKB 1550/4/3,81	11398.1	73
PKB 1110/5/5,08	11342.1	78	PKB 130/6/10,00 d. grey	11184.4	70	PKB 1550/4/3,81-F	13736.1	73
PKB 1110/6/5,00	11324.1	76	PKB 130/6/10,00-BL	11204.1	71	PKB 1550/5/3,50	11380.1	72
PKB 1110/6/5,08	11343.1	78	PKB 130/6/10,00-BL d. grey	11204.4	71	PKB 1550/5/3,50-F	13720.1	72
PKB 1110/7/5,00	11325.1	76	PKB 130/6/10,16-BL	13647.1	71	PKB 1550/5/3,81	11399.1	73
PKB 1110/7/5,08	11344.1	78	PKB 130/6/10,16-BL d. grey	13647.4	71	PKB 1550/5/3,81-F	13737.1	73
PKB 1110/8/5,00	11326.1	76	PKB 130/6/5,00	11173.1	69	PKB 1550/6/3,50	11381.1	72
PKB 1110/8/5,08	11345.1	78	PKB 130/6/5,00 d. grey	11173.4	69	PKB 1550/6/3,50-F	13721.1	72
PKB 1110/9/5,00	11327.1	76	PKB 130/6/5,08-BL	11189.1	69	PKB 1550/6/3,81	11400.1	73
PKB 1110/9/5,08	11346.1	78	PKB 130/6/5,08-BL d. grey	11189.4	69	PKB 1550/6/3,81-F	13738.1	73
PKB 130/10/5,00	11177.1	69	PKB 130/6/5,08-BL	13632.1	70	PKB 1550/7/3,50	11382.1	72
PKB 130/10/5,00 d. grey	11177.4	69	PKB 130/6/5,08-BL d. grey	13632.4	70	PKB 1550/7/3,50-F	13722.1	72
PKB 130/10/5,00-BL	11193.1	69	PKB 130/7/10,00-BL	11205.1	71	PKB 1550/7/3,81	11401.1	73
PKB 130/10/5,00-BL d. grey	11193.4	69	PKB 130/7/10,00-BL d. grey	11205.4	71	PKB 1550/7/3,81-F	13739.1	73
PKB 130/10/5,08-BL	13636.1	70	PKB 130/7/10,16-BL	13648.1	71	PKB 1550/8/3,50	11383.1	72
PKB 130/10/5,08-BL d. grey	13636.4	70	PKB 130/7/10,16-BL d. grey	13648.4	71	PKB 1550/8/3,50-F	13723.1	72
PKB 130/11/5,00	11178.1	69	PKB 130/7/5,00	11174.1	69	PKB 1550/8/3,81	11402.1	73
PKB 130/11/5,00 d. grey	11178.4	69	PKB 130/7/5,00 d. grey	11174.4	69	PKB 1550/8/3,81-F	13740.1	73
PKB 130/11/5,00-BL	11194.1	69	PKB 130/7/5,00-BL	11190.1	69	PKB 1550/9/3,50	11384.1	72
PKB 130/11/5,00-BL d. grey	11194.4	69	PKB 130/7/5,00-BL d. grey	11190.4	69	PKB 1550/9/3,50-F	13724.1	72
PKB 130/11/5,08-BL	13637.1	70	PKB 130/7/5,08-BL	13633.1	70	PKB 1550/9/3,81	11403.1	73
PKB 130/11/5,08-BL d. grey	13637.4	70	PKB 130/7/5,08-BL d. grey	13633.4	70	PKB 1550/9/3,81-F	13741.1	73
PKB 130/12/5,00	11179.1	69	PKB 130/8/10,00-BL	11206.1	71	PKB 4350/2/3,50	13957.1	83
PKB 130/12/5,00 d. grey	11179.4	69	PKB 130/8/10,00-BL d. grey	11206.4	71	PKB 4350/2/3,50-G	13968.1	83
PKB 130/12/5,00-BL	11195.1	69	PKB 130/8/10,16-BL	13649.1	71	PKB 4350/3/3,50	13958.1	83
PKB 130/12/5,00-BL d. grey	11195.4	69	PKB 130/8/10,16-BL d. grey	13649.4	71	PKB 4350/3/3,50-G	13969.1	83
PKB 130/12/5,08-BL	13638.1	70	PKB 130/8/5,00	11175.1	69	PKB 4350/4/3,50	13959.1	83
PKB 130/12/5,08-BL d. grey	13638.4	70	PKB 130/8/5,00 d. grey	11175.4	69	PKB 4350/4/3,50-G	13970.1	83
PKB 130/13/5,00-BL	11196.1	69	PKB 130/8/5,00-BL	11191.1	69	PKB 4350/5/3,50	13960.1	83
PKB 130/13/5,00-BL d. grey	11196.4	69	PKB 130/8/5,00-BL d. grey	11191.4	69	PKB 4350/5/3,50-G	13971.1	83
PKB 130/13/5,08-BL	13639.1	70	PKB 130/8/5,08-BL	13634.1	70	PKB 4350/6/3,50	13961.1	83
PKB 130/13/5,08-BL d. grey	13639.4	70	PKB 130/8/5,08-BL d. grey	13634.4	70	PKB 4350/6/3,50-G	13972.1	83
PKB 130/14/5,00-BL	11197.1	69	PKB 130/9/5,00	11176.1	69	PKB 4350/7/3,50	13962.1	83
PKB 130/14/5,00-BL d. grey	11197.4	69	PKB 130/9/5,00 d. grey	11176.4	69	PKB 4350/7/3,50-G	13973.1	83
PKB 130/14/5,08-BL	13640.1	70	PKB 130/9/5,00-BL	11192.1	69	PKB 4350/8/3,50	13963.1	83
PKB 130/14/5,08-BL d. grey	13640.4	70	PKB 130/9/5,00-BL d. grey	11192.4	69	PKB 4350/8/3,50-G	13974.1	83
PKB 130/15/5,00-BL	11198.1	70	PKB 130/9/5,08-BL	13635.1	70	PKB 4350/9/3,50	13964.1	83
PKB 130/15/5,00-BL d. grey	11198.4	70	PKB 130/9/5,08-BL d. grey	13635.4	70	PKB 4350/9/3,50-G	13975.1	83
PKB 130/15/5,08-BL	13641.1	70	PKB 1550/10/3,50	11385.1	72	PKB 4350/10/3,50	13965.1	83
PKB 130/15/5,08-BL d. grey	13641.4	70	PKB 1550/10/3,50-F	13725.1	72	PKB 4350/10/3,50-G	13976.1	83
PKB 130/16/5,00-BL	11199.1	69	PKB 1550/10/3,81	11404.1	73	PKB 4350/11/3,50	13966.1	83
PKB 130/16/5,00-BL d. grey	11199.4	69	PKB 1550/10/3,81-F	13742.1	73	PKB 4350/11/3,50-G	13977.1	83
PKB 130/16/5,08-BL	13642.1	70	PKB 1550/11/3,50	11386.1	72	PKB 4350/12/3,50	13967.1	83
PKB 130/16/5,08-BL d. grey	13642.4	70	PKB 1550/11/3,50-F	13726.1	72	PKB 4350/12/3,50-G	13978.1	83
PKB 130/2/10,00	11180.1	70	PKB 1550/11/3,81	11405.1	73	PKB 950/10/5,00	11215.1	75

Types	Cat.-No.	Page	Types	Cat.-No.	Page	Types	Cat.-No.	Page
PKB 950/10/5,00-F	11276.1	75	PKB 960/11/7,62	11262.1	79	PKD 370/3/5,00-V	10413.1	31
PKB 950/10/5,08	11238.1	77	PKB 960/12/7,62	11263.1	79	PKD 370/3/5,00-V d. grey	10413.4	31
PKB 950/10/5,08-F	11285.1	77	PKB 960/13/7,62	11264.1	79	PKD 370/4/5,00-V	10414.1	31
PKB 950/11/5,00	11216.1	75	PKB 960/14/7,62	11265.1	79	PKD 370/4/5,00-V d. grey	10414.4	31
PKB 950/11/5,00-F	13226.1	75	PKB 960/15/7,62	11266.1	79	PKD 370/5/5,00-V	10415.1	31
PKB 950/11/5,08	11239.1	77	PKB 960/16/7,62	11267.1	79	PKD 370/5/5,00-V d. grey	10415.4	31
PKB 950/11/5,08-F	13212.1	77	PKB 960/2/7,62	11253.1	79	PKD 370/6/5,00-V	10416.1	31
PKB 950/12/5,00	11217.1	75	PKB 960/3/7,62	11254.1	79	PKD 370/6/5,00-V d. grey	10416.4	31
PKB 950/12/5,00-F	13227.1	75	PKB 960/4/7,62	11255.1	79	PKD 370/7/5,00-V	10417.1	31
PKB 950/12/5,08	11240.1	77	PKB 960/5/7,62	11256.1	79	PKD 370/7/5,00-V d. grey	10417.4	31
PKB 950/12/5,08-F	13213.1	77	PKB 960/6/7,62	11257.1	79	PKD 370/8/5,00-V	10418.1	31
PKB 950/13/5,00	11218.1	75	PKB 960/7/7,62	11258.1	79	PKD 370/8/5,00-V d. grey	10418.4	31
PKB 950/13/5,00-F	13228.1	75	PKB 960/8/7,62	11259.1	79	PKD 370/9/5,00-V	10419.1	31
PKB 950/13/5,08	11241.1	77	PKB 960/9/7,62	11260.1	79	PKD 370/9/5,00-V d. grey	10419.4	31
PKB 950/13/5,08-F	13214.1	77	PKBZ 1551/10/3,81	13047.1	74	PKD 750/10/5,00-V	10497.1	31
PKB 950/14/5,00	11219.1	75	PKBZ 1551/11/3,81	13048.1	74	PKD 750/10/5,00-V d. grey	10497.4	31
PKB 950/14/5,00-F	13229.1	75	PKBZ 1551/12/3,81	13049.1	74	PKD 750/10/5,08-V	10508.1	37
PKB 950/14/5,08	11242.1	77	PKBZ 1551/13/3,81	13050.1	74	PKD 750/10/5,08-V d. grey	10508.4	37
PKB 950/14/5,08-F	13215.1	77	PKBZ 1551/14/3,81	13051.1	74	PKD 750/11/5,00-V	10498.1	31
PKB 950/15/5,00	11220.1	75	PKBZ 1551/15/3,81	13052.1	74	PKD 750/11/5,00-V d. grey	10498.4	31
PKB 950/15/5,00-F	13230.1	75	PKBZ 1551/16/3,81	13053.1	74	PKD 750/11/5,08-V	10509.1	37
PKB 950/15/5,08	11243.1	77	PKBZ 1551/17/3,81	13054.1	74	PKD 750/11/5,08-V d. grey	10509.4	37
PKB 950/15/5,08-F	13216.1	77	PKBZ 1551/18/3,81	13055.1	74	PKD 750/12/5,00-V	10499.1	31
PKB 950/16/5,00	11221.1	75	PKBZ 1551/19/3,81	13056.1	74	PKD 750/12/5,00-V d. grey	10499.4	31
PKB 950/16/5,00-F	13231.1	75	PKBZ 1551/20/3,81	13039.1	74	PKD 750/12/5,08-V	10510.1	37
PKB 950/16/5,08	11244.1	77	PKBZ 1551/22/3,81	13057.1	74	PKD 750/12/5,08-V d. grey	10510.4	37
PKB 950/16/5,08-F	13217.1	77	PKBZ 1551/23/3,81	13058.1	74	PKD 750/13/5,00-V	12681.1	31
PKB 950/17/5,00	11222.1	75	PKBZ 1551/24/3,81	13059.1	74	PKD 750/13/5,00-V d. grey	12681.4	31
PKB 950/17/5,00-F	13232.1	75	PKBZ 1551/3/3,81	13060.1	74	PKD 750/13/5,08-V	12789.1	37
PKB 950/17/5,08	11245.1	77	PKBZ 1551/4/3,81	13061.1	74	PKD 750/13/5,08-V d. grey	12789.4	37
PKB 950/17/5,08-F	13218.1	77	PKBZ 1551/5/3,81	13040.1	74	PKD 750/14/5,00-V	12682.1	31
PKB 950/18/5,00	11223.1	75	PKBZ 1551/6/3,81	13041.1	74	PKD 750/14/5,00-V d. grey	12682.4	31
PKB 950/18/5,00-F	13233.1	75	PKBZ 1551/7/3,81	13042.1	74	PKD 750/14/5,08-V	12790.1	37
PKB 950/18/5,08	11246.1	77	PKBZ 1551/8/3,81	13043.1	74	PKD 750/14/5,08-V d. grey	12790.4	37
PKB 950/18/5,08-F	13219.1	77	PKBZ 1551/9/3,81	13044.1	74	PKD 750/15/5,00-V	12683.1	31
PKB 950/19/5,00	11224.1	75	PKBZ 1552/10/3,81	13045.1	74	PKD 750/15/5,00-V d. grey	12683.4	31
PKB 950/19/5,00-F	13234.1	75	PKBZ 1552/11/3,81	13046.1	74	PKD 750/15/5,08-V	12791.1	37
PKB 950/19/5,08	11247.1	77	PKBZ 1552/12/3,81	13070.1	74	PKD 750/15/5,08-V d. grey	12791.4	37
PKB 950/19/5,08-F	13220.1	77	PKBZ 1552/13/3,81	13071.1	74	PKD 750/16/5,00-V	12684.1	31
PKB 950/2/5,00	11207.1	75	PKBZ 1552/14/3,81	13072.1	74	PKD 750/16/5,00-V d. grey	12684.4	31
PKB 950/2/5,00-F	11268.1	75	PKBZ 1552/15/3,81	13073.1	74	PKD 750/16/5,08-V	12792.1	37
PKB 950/2/5,08	11230.1	77	PKBZ 1552/16/3,81	13074.1	74	PKD 750/16/5,08-V d. grey	12792.4	37
PKB 950/2/5,08-F	11277.1	77	PKBZ 1552/17/3,81	13075.1	74	PKD 750/17/5,00-V	12685.1	31
PKB 950/20/5,00	11225.1	75	PKBZ 1552/18/3,81	13076.1	74	PKD 750/17/5,00-V d. grey	12685.4	31
PKB 950/20/5,00-F	13235.1	75	PKBZ 1552/19/3,81	13077.1	74	PKD 750/17/5,08-V	12793.1	37
PKB 950/20/5,08	11248.1	77	PKBZ 1552/20/3,81	13078.1	74	PKD 750/17/5,08-V d. grey	12793.4	37
PKB 950/20/5,08-F	13221.1	77	PKBZ 1552/21/3,81	13079.1	74	PKD 750/18/5,00-V	12686.1	31
PKB 950/21/5,00	11226.1	75	PKBZ 1552/22/3,81	13080.1	74	PKD 750/18/5,00-V d. grey	12686.4	31
PKB 950/21/5,00-F	13236.1	75	PKBZ 1552/23/3,81	13081.1	74	PKD 750/18/5,08-V	12794.1	37
PKB 950/21/5,08	11249.1	77	PKBZ 1552/24/3,81	13082.1	74	PKD 750/18/5,08-V d. grey	12794.4	37
PKB 950/21/5,08-F	13222.1	77	PKBZ 1552/3/3,81	13083.1	74	PKD 750/19/5,00-V	12687.1	31
PKB 950/22/5,00	11227.1	75	PKBZ 1552/4/3,81	13084.1	74	PKD 750/19/5,00-V d. grey	12687.4	31
PKB 950/22/5,00-F	13237.1	75	PKBZ 1552/5/3,81	13063.1	74	PKD 750/19/5,08-V	12795.1	37
PKB 950/22/5,08	11250.1	77	PKBZ 1552/6/3,81	13064.1	74	PKD 750/19/5,08-V d. grey	12795.4	37
PKB 950/22/5,08-F	13223.1	77	PKBZ 1552/7/3,81	13065.1	74	PKD 750/2/5,00-V	10489.1	31
PKB 950/23/5,00	11228.1	75	PKBZ 1552/8/3,81	13066.1	74	PKD 750/2/5,00-V d. grey	10489.4	31
PKB 950/23/5,00-F	13238.1	75	PKBZ 1552/9/3,81	13067.1	74	PKD 750/2/5,08-V	10500.1	37
PKB 950/23/5,08	11251.1	77	PKBZ 1552/10/3,81	13068.1	74	PKD 750/2/5,08-V d. grey	10500.4	37
PKB 950/23/5,08-F	13707.1	77	PKBZ 1552/11/3,81	13069.1	74	PKD 750/20/5,00-V	12688.1	31
PKB 950/24/5,00	11229.1	75	PKD 370/10/5,00-V	10420.1	31	PKD 750/20/5,00-V d. grey	12688.4	31
PKB 950/24/5,00-F	13239.1	75	PKD 370/10/5,00-V d. grey	10421.1	31	PKD 750/20/5,08-V	12796.1	37
PKB 950/24/5,08	11252.1	77	PKD 370/11/5,00-V	10421.1	31	PKD 750/20/5,08-V d. grey	12796.4	37
PKB 950/24/5,08-F	13708.1	77	PKD 370/11/5,00-V d. grey	10421.4	31	PKD 750/21/5,00-V	12689.1	31
PKB 950/3/5,00	11208.1	75	PKD 370/12/5,00-V	10422.1	31	PKD 750/21/5,00-V d. grey	12689.4	31
PKB 950/3/5,00-F	11269.1	75	PKD 370/12/5,00-V d. grey	10422.4	31	PKD 750/21/5,08-V	12797.1	37
PKB 950/3/5,08	11231.1	77	PKD 370/13/5,00-V	12589.1	31	PKD 750/21/5,08-V d. grey	12797.4	37
PKB 950/3/5,08-F	11278.1	77	PKD 370/13/5,00-V d. grey	12589.4	31	PKD 750/22/5,00-V	12690.1	31
PKB 950/4/5,00	11209.1	75	PKD 370/14/5,00-V	12590.1	31	PKD 750/22/5,00-V d. grey	12690.4	31
PKB 950/4/5,00-F	11270.1	75	PKD 370/14/5,00-V d. grey	12590.4	31	PKD 750/22/5,08-V	12798.1	37
PKB 950/4/5,08	11232.1	77	PKD 370/15/5,00-V	12591.1	31	PKD 750/22/5,08-V d. grey	12798.4	37
PKB 950/4/5,08-F	11279.1	77	PKD 370/15/5,00-V d. grey	12591.4	31	PKD 750/23/5,00-V	12691.1	31
PKB 950/5/5,00	11210.1	75	PKD 370/16/5,00-V	12592.1	31	PKD 750/23/5,00-V d. grey	12691.4	31
PKB 950/5/5,00-F	11271.1	75	PKD 370/16/5,00-V d. grey	12592.4	31	PKD 750/23/5,08-V	12799.1	37
PKB 950/5/5,08	11233.1	77	PKD 370/17/5,00-V	12593.1	31	PKD 750/23/5,08-V d. grey	12799.4	37
PKB 950/5/5,08-F	11280.1	77	PKD 370/17/5,00-V d. grey	12593.4	31	PKD 750/24/5,00-V	12692.1	31
PKB 950/6/5,00	11211.1	75	PKD 370/18/5,00-V	12594.1	31	PKD 750/24/5,00-V d. grey	12692.4	31
PKB 950/6/5,00-F	11272.1	75	PKD 370/18/5,00-V d. grey	12594.4	31	PKD 750/24/5,08-V	12800.1	37
PKB 950/6/5,08	11234.1	77	PKD 370/19/5,00-V	12595.1	31	PKD 750/24/5,08-V d. grey	12800.4	37
PKB 950/6/5,08-F	11281.1	77	PKD 370/19/5,00-V d. grey	12595.4	31	PKD 750/3/5,00-V	10490.1	31
PKB 950/7/5,00	11212.1	75	PKD 370/2/5,00-V	10412.1	31	PKD 750/3/5,00-V d. grey	10490.4	31
PKB 950/7/5,00-F	11273.1	75	PKD 370/2/5,00-V d. grey	10412.4	31	PKD 750/3/5,08-V	10501.1	37
PKB 950/7/5,08	11235.1	77	PKD 370/20/5,00-V	12596.1	31	PKD 750/3/5,08-V d. grey	10501.4	37
PKB 950/7/5,08-F	11282.1	77	PKD 370/20/5,00-V d. grey	12596.4	31	PKD 750/4/5,00-V	10491.1	31
PKB 950/8/5,00	11213.1	75	PKD 370/21/5,00-V	12597.1	31	PKD 750/4/5,00-V d. grey	10491.4	31
PKB 950/8/5,00-F	11274.1	75	PKD 370/21/5,00-V d. grey	12597.4	31	PKD 750/4/5,08-V	10502.1	37
PKB 950/8/5,08	11236.1	77	PKD 370/22/5,00-V	12598.1	31	PKD 750/4/5,08-V d. grey	10502.4	37
PKB 950/8/5,08-F	11283.1	77	PKD 370/22/5,00-V d. grey	12598.4	31	PKD 750/5/5,00-V	10492.1	31
PKB 950/9/5,00	11214.1	75	PKD 370/23/5,00-V	12599.1	31	PKD 750/5/5,00-V d. grey	10492.4	31
PKB 950/9/5,00-F	11275.1	75	PKD 370/23/5,00-V d. grey	12599.4	31	PKD 750/5/5,08-V	10503.1	37
PKB 950/9/5,08	11237.1	77	PKD 370/24/5,00-V	12600.1	31	PKD 750/5/5,08-V d. grey	10503.4	37
PKB 950/9/5,08-F	11284.1	77	PKD 370/24/5,00-V d. grey	12600.4	31	PKD 750/6/5,00-V	10493.1	31
PKB 960/10/7,62	11261.1	79				PKD 750/6/5,00-V d. grey	10493.4	31

Types	Cat.-No.	Page	Types	Cat.-No.	Page	Types	Cat.-No.	Page
PKD 750/6/5,08-V	10504.1	37	PKDR 2,5/20/5,00	5220.3	33	PKT 2200/15/5,00-V	10559.1	56
PKD 750/6/5,08-V d. grey	10504.4	37	PKDR 2,5/20/5,08	5320.3	38	PKT 2200/15/7,50-H	10631.1	57
PKD 750/7/5,00-V	10494.1	31	PKDR 2,5/22/5,00	5222.3	33	PKT 2200/15/7,50-V	10607.1	57
PKD 750/7/5,00-V d. grey	10494.4	31	PKDR 2,5/22/5,08	5322.3	38	PKT 2200/16/10,00-H	10680.1	58
PKD 750/7/5,08-V	10505.1	37	PKDR 2,5/24/5,00	5224.3	33	PKT 2200/16/10,00-V	10656.1	58
PKD 750/7/5,08-V d. grey	10505.4	37	PKDR 2,5/24/5,08	5324.3	38	PKT 2200/16/5,00-H	10584.1	56
PKD 750/8/5,00-V	10495.1	31	PKDR 2,5/4/5,00	5204.3	33	PKT 2200/16/5,00-V	10560.1	56
PKD 750/8/5,00-V d. grey	10495.4	31	PKDR 2,5/4/5,08	5304.3	38	PKT 2200/16/7,50-H	10632.1	57
PKD 750/8/5,08-V	10506.1	37	PKDR 2,5/6/5,00	5206.3	33	PKT 2200/16/7,50-V	10608.1	57
PKD 750/8/5,08-V d. grey	10506.4	37	PKDR 2,5/6/5,08	5306.3	38	PKT 2200/17/10,00-H	10681.1	58
PKD 750/9/5,00-V	10496.1	31	PKDR 2,5/8/5,00	5208.3	33	PKT 2200/17/10,00-V	10657.1	58
PKD 750/9/5,00-V d. grey	10496.4	31	PKDR 2,5/8/5,08	5308.3	38	PKT 2200/17/5,00-H	10585.1	56
PKD 750/9/5,08-V	10507.1	37	PKDR 2,5/10/5,08-V	12932.1	38	PKT 2200/17/5,00-V	10561.1	56
PKD 750/9/5,08-V d. grey	10507.4	37	PKDZ 770/11/5,08-V	12933.1	38	PKT 2200/17/7,50-H	10633.1	57
PKD 790/10/5,00-V	10515.1	32	PKDZ 770/12/5,08-V	12934.1	38	PKT 2200/17/7,50-V	10609.1	57
PKD 790/10/5,00-V d. grey	10515.4	32	PKDZ 770/13/5,08-V	12935.1	38	PKT 2200/18/10,00-H	10682.1	58
PKD 790/11/5,00-V	13167.1	32	PKDZ 770/14/5,08-V	12936.1	38	PKT 2200/18/10,00-V	10658.1	58
PKD 790/11/5,00-V d. grey	13167.4	32	PKDZ 770/15/5,08-V	12937.1	38	PKT 2200/18/5,00-H	10586.1	56
PKD 790/12/5,00-V	10516.1	32	PKDZ 770/16/5,08-V	12938.1	38	PKT 2200/18/5,00-V	10562.1	56
PKD 790/12/5,00-V d. grey	10516.4	32	PKDZ 770/17/5,08-V	12939.1	38	PKT 2200/18/7,50-H	10634.1	57
PKD 790/13/5,00-V	13168.1	32	PKDZ 770/18/5,08-V	12940.1	38	PKT 2200/18/7,50-V	10610.1	57
PKD 790/13/5,00-V d. grey	13168.4	32	PKDZ 770/19/5,08-V	12941.1	38	PKT 2200/19/10,00-H	10683.1	58
PKD 790/14/5,00-V	12701.1	32	PKDZ 770/2/5,08-V	12924.1	38	PKT 2200/19/10,00-V	10659.1	58
PKD 790/14/5,00-V d. grey	12701.4	32	PKDZ 770/20/5,08-V	12942.1	38	PKT 2200/19/5,00-H	10587.1	56
PKD 790/15/5,00-V	13169.1	32	PKDZ 770/21/5,08-V	12943.1	38	PKT 2200/19/5,00-V	10563.1	56
PKD 790/15/5,00-V d. grey	13169.4	32	PKDZ 770/22/5,08-V	12944.1	38	PKT 2200/19/7,50-H	10635.1	57
PKD 790/16/5,00-V	12702.1	32	PKDZ 770/23/5,08-V	12945.1	38	PKT 2200/19/7,50-V	10611.1	57
PKD 790/16/5,00-V d. grey	12702.4	32	PKDZ 770/24/5,08-V	12946.1	38	PKT 2200/2/10,00-H	10666.1	58
PKD 790/17/5,00-V	13170.1	32	PKDZ 770/3/5,08-V	12925.1	38	PKT 2200/2/10,00-V	10642.1	58
PKD 790/17/5,00-V d. grey	13170.4	32	PKDZ 770/4/5,08-V	12926.1	38	PKT 2200/2/5,00-H	10570.1	56
PKD 790/18/5,00-V	12703.1	32	PKDZ 770/5/5,08-V	12927.1	38	PKT 2200/2/5,00-V	10546.1	56
PKD 790/18/5,00-V d. grey	12703.4	32	PKDZ 770/6/5,08-V	12928.1	38	PKT 2200/2/7,50-H	10618.1	57
PKD 790/19/5,00-V	13171.1	32	PKDZ 770/7/5,08-V	12929.1	38	PKT 2200/2/7,50-V	10594.1	57
PKD 790/19/5,00-V d. grey	13171.4	32	PKDZ 770/8/5,08-V	12930.1	38	PKT 2200/20/10,00-H	10684.1	58
PKD 790/2/5,00-V	10511.1	32	PKDZ 770/9/5,08-V	12931.1	38	PKT 2200/20/10,00-V	10660.1	58
PKD 790/2/5,00-V d. grey	10511.4	32	PKH 793/10/5,00-V	10521.1	32	PKT 2200/20/5,00-H	10588.1	56
PKD 790/20/5,00-V	12704.1	32	PKH 793/10/5,00-V d. grey	10521.4	32	PKT 2200/20/5,00-V	10564.1	56
PKD 790/20/5,00-V d. grey	12704.4	32	PKH 793/12/5,00-V	10522.1	32	PKT 2200/20/7,50-H	10636.1	57
PKD 790/21/5,00-V	13172.1	32	PKH 793/12/5,00-V d. grey	10522.4	32	PKT 2200/20/7,50-V	10612.1	57
PKD 790/21/5,00-V d. grey	13172.4	32	PKH 793/14/5,00-V	12708.1	32	PKT 2200/21/10,00-H	10685.1	58
PKD 790/22/5,00-V	12705.1	32	PKH 793/14/5,00-V d. grey	12708.4	32	PKT 2200/21/10,00-V	10661.1	58
PKD 790/22/5,00-V d. grey	12705.4	32	PKH 793/16/5,00-V	12709.1	32	PKT 2200/21/5,00-H	10589.1	56
PKD 790/23/5,00-V	13173.1	32	PKH 793/16/5,00-V d. grey	12709.4	32	PKT 2200/21/5,00-V	10565.1	56
PKD 790/23/5,00-V d. grey	13173.4	32	PKH 793/18/5,00-V	12710.1	32	PKT 2200/21/7,50-H	10637.1	57
PKD 790/24/5,00-V	12706.1	32	PKH 793/18/5,00-V d. grey	12710.4	32	PKT 2200/21/7,50-V	10613.1	57
PKD 790/24/5,00-V d. grey	12706.4	32	PKH 793/2/5,00-V	10517.1	32	PKT 2200/22/10,00-H	10686.1	58
PKD 790/3/5,00-V	13163.1	32	PKH 793/2/5,00-V d. grey	10517.4	32	PKT 2200/22/10,00-V	10662.1	58
PKD 790/3/5,00-V d. grey	13163.4	32	PKH 793/20/5,00-V	12711.1	32	PKT 2200/22/5,00-H	10590.1	56
PKD 790/4/5,00-V	10512.1	32	PKH 793/20/5,00-V d. grey	12711.4	32	PKT 2200/22/5,00-V	10566.1	56
PKD 790/4/5,00-V d. grey	10512.4	32	PKH 793/22/5,00-V	12712.1	32	PKT 2200/22/7,50-H	10638.1	57
PKD 790/5/5,00-V	13164.1	32	PKH 793/22/5,00-V d. grey	12712.4	32	PKT 2200/22/7,50-V	10614.1	57
PKD 790/5/5,00-V d. grey	13164.4	32	PKH 793/24/5,00-V	12713.1	32	PKT 2200/23/10,00-H	10687.1	58
PKD 790/6/5,00-V	10513.1	32	PKH 793/24/5,00-V d. grey	12713.4	32	PKT 2200/23/10,00-V	10663.1	58
PKD 790/6/5,00-V d. grey	10513.4	32	PKH 793/4/5,00-V	10518.1	32	PKT 2200/23/5,00-H	10591.1	56
PKD 790/7/5,00-V	13165.1	32	PKH 793/4/5,00-V d. grey	10518.4	32	PKT 2200/23/5,00-V	10567.1	56
PKD 790/7/5,00-V d. grey	13165.4	32	PKH 793/6/5,00-V	10519.1	32	PKT 2200/23/7,50-H	10639.1	57
PKD 790/8/5,00-V	10514.1	32	PKH 793/6/5,00-V d. grey	10519.4	32	PKT 2200/23/7,50-V	10615.1	57
PKD 790/8/5,00-V d. grey	10514.4	32	PKH 793/8/5,00-V	10520.1	32	PKT 2200/24/10,00-H	10688.1	58
PKD 790/9/5,00-V	13166.1	32	PKH 793/8/5,00-V d. grey	10520.4	32	PKT 2200/24/10,00-V	10664.1	58
PKD 790/9/5,00-V d. grey	13166.4	32	PKT 2200/10/10,00-H	10674.1	58	PKT 2200/24/5,00-H	10592.1	56
PKDL 2,5/10/5,00 green	5210.1	33	PKT 2200/10/10,00-V	10650.1	58	PKT 2200/24/5,00-V	10568.1	56
PKDL 2,5/10/5,08 green	5310.1	37	PKT 2200/10/5,00-H	10578.1	56	PKT 2200/24/7,50-H	10640.1	57
PKDL 2,5/12/5,00 green	5212.1	33	PKT 2200/10/5,00-V	10554.1	56	PKT 2200/24/7,50-V	10616.1	57
PKDL 2,5/12/5,08 green	5312.1	37	PKT 2200/10/7,50-H	10626.1	57	PKT 2200/3/10,00-H	10667.1	58
PKDL 2,5/14/5,00 green	5214.1	33	PKT 2200/10/7,50-V	10602.1	57	PKT 2200/3/10,00-V	10643.1	58
PKDL 2,5/14/5,08 green	5314.1	37	PKT 2200/11/10,00-H	10675.1	58	PKT 2200/3/5,00-H	10571.1	56
PKDL 2,5/16/5,00 green	5216.1	33	PKT 2200/11/10,00-V	10651.1	58	PKT 2200/3/5,00-V	10547.1	56
PKDL 2,5/16/5,08 green	5316.1	37	PKT 2200/11/5,00-H	10579.1	56	PKT 2200/3/7,50-H	10619.1	57
PKDL 2,5/18/5,00 green	5218.1	33	PKT 2200/11/5,00-V	10555.1	56	PKT 2200/3/7,50-V	10595.1	57
PKDL 2,5/18/5,08 green	5318.1	37	PKT 2200/11/7,50-H	10627.1	57	PKT 2200/4/10,00-H	10668.1	58
PKDL 2,5/20/5,00 green	5220.1	33	PKT 2200/11/7,50-V	10603.1	57	PKT 2200/4/10,00-V	10644.1	58
PKDL 2,5/20/5,08 green	5320.1	37	PKT 2200/12/10,00-H	10676.1	58	PKT 2200/4/5,00-H	10572.1	56
PKDL 2,5/22/5,00 green	5222.1	33	PKT 2200/12/10,00-V	10652.1	58	PKT 2200/4/5,00-V	10548.1	56
PKDL 2,5/22/5,08 green	5322.1	37	PKT 2200/12/5,00-H	10580.1	56	PKT 2200/4/7,50-H	10620.1	57
PKDL 2,5/24/5,00 green	5224.1	33	PKT 2200/12/5,00-V	10556.1	56	PKT 2200/4/7,50-V	10596.1	57
PKDL 2,5/24/5,08 green	5324.1	37	PKT 2200/12/7,50-H	10628.1	57	PKT 2200/5/10,00-H	10669.1	58
PKDL 2,5/4/5,00 green	5204.1	33	PKT 2200/12/7,50-V	10604.1	57	PKT 2200/5/10,00-V	10645.1	58
PKDL 2,5/4/5,08 green	5304.1	37	PKT 2200/13/10,00-H	10677.1	58	PKT 2200/5/5,00-H	10573.1	56
PKDL 2,5/6/5,00 green	5206.1	33	PKT 2200/13/10,00-V	10653.1	58	PKT 2200/5/5,00-V	10549.1	56
PKDL 2,5/6/5,08 green	5306.1	37	PKT 2200/13/5,00-H	10581.1	56	PKT 2200/5/7,50-H	10621.1	57
PKDL 2,5/8/5,00 green	5208.1	33	PKT 2200/13/5,00-V	10557.1	56	PKT 2200/5/7,50-V	10597.1	57
PKDL 2,5/8/5,08 green	5308.1	37	PKT 2200/13/7,50-H	10629.1	57	PKT 2200/6/10,00-H	10670.1	58
PKDR 2,5/10/5,00	5210.3	33	PKT 2200/13/7,50-V	10605.1	57	PKT 2200/6/10,00-V	10646.1	58
PKDR 2,5/10/5,08	5310.3	38	PKT 2200/14/10,00-H	10678.1	58	PKT 2200/6/5,00-H	10574.1	56
PKDR 2,5/12/5,00	5212.3	33	PKT 2200/14/10,00-V	10654.1	58	PKT 2200/6/5,00-V	10550.1	56
PKDR 2,5/12/5,08	5312.3	38	PKT 2200/14/5,00-H	10582.1	56	PKT 2200/6/7,50-H	10622.1	57
PKDR 2,5/14/5,00	5214.3	33	PKT 2200/14/5,00-V	10558.1	56	PKT 2200/6/7,50-V	10598.1	57
PKDR 2,5/14/5,08	5314.3	38	PKT 2200/14/7,50-H	10630.1	57	PKT 2200/7/10,00-H	10671.1	58
PKDR 2,5/16/5,00	5216.3	33	PKT 2200/14/7,50-V	10606.1	57	PKT 2200/7/10,00-V	10647.1	58
PKDR 2,5/16/5,08	5316.3	38	PKT 2200/15/10,00-H	10679.1	58	PKT 2200/7/5,00-H	10575.1	56
PKDR 2,5/18/5,00	5218.3	33	PKT 2200/15/10,00-V	10655.1	58	PKT 2200/7/5,00-V	10551.1	56
PKDR 2,5/18/5,08	5318.3	38	PKT 2200/15/5,00-H	10583.1	56	PKT 2200/7/7,50-H	10623.1	57

Types	Cat.-No.	Page	Types	Cat.-No.	Page	Types	Cat.-No.	Page
PKT 2200/7/7,50-V	10599.1	57	PK-TS/6/5,08-F/15	13829.1	113	PZK 3000/3/5,00/5,08 l.gr.	10691.0	48
PKT 2200/8/10,00-H	10672.1	58	PK-TS/7/5,08	13234.1	112	PZK 3000/4/5,00/5,08	10692.1	48
PKT 2200/8/10,00-V	10648.1	58	PK-TS/7/5,08/15	13180.1	112	PZK 3000/4/5,00/5,08 l.gr.	10692.0	48
PKT 2200/8/5,00-H	10576.1	56	PK-TS/7/5,08-F	13853.1	113	PZK 3000/5/5,00/5,08	10693.1	48
PKT 2200/8/5,00-V	10552.1	56	PK-TS/7/5,08-F/15	13830.1	113	PZK 3000/5/5,00/5,08 l.gr.	10693.0	48
PKT 2200/8/7,50-H	10624.1	57	PK-TS/8/5,08	12325.1	112	PZK 3000/6/5,00/5,08	10694.1	48
PKT 2200/8/7,50-V	10600.1	57	PK-TS/8/5,08/15	13181.1	112	PZK 3000/6/5,00/5,08 l.gr.	10694.0	48
PKT 2200/9/10,00-H	10673.1	58	PK-TS/8/5,08-F	13854.1	113	PZK 3000/7/5,00/5,08	10695.1	48
PKT 2200/9/10,00-V	10649.1	58	PK-TS/8/5,08-F/15	13831.1	113	PZK 3000/7/5,00/5,08 l.gr.	10695.0	48
PKT 2200/9/5,00-H	10577.1	56	PK-TS/9/5,08	12326.1	112	PZK 3000/8/5,00/5,08	10696.1	48
PKT 2200/9/5,00-V	10553.1	56	PK-TS/9/5,08/15	13182.1	112	PZK 3000/8/5,00/5,08 l.gr.	10696.0	48
PKT 2200/9/7,50-H	10625.1	57	PK-TS/9/5,08-F	13855.1	113	PZK 3000/9/5,00/5,08	10697.1	48
PKT 2200/9/7,50-V	10601.1	57	PK-TS/9/5,08-F/15	13832.1	113	PZK 3000/9/5,00/5,08 l.gr.	10697.0	48
PK-TS/10/5,08	12327.1	112	PKZ 602/10/3,81-V	12886.1	28	PZK 3001/10/5,00/5,08-FD	10842.1	49
PK-TS/10/5,08/15	13183.1	112	PKZ 602/11/3,81-V	12887.1	28	PZK 3001/10/5,00/5,08-FD l.gr.	10842.0	49
PK-TS/10/5,08-F	13856.1	113	PKZ 602/12/3,81-V	12888.1	28	PZK 3001/10/5,00/5,08-KD	10794.1	48
PK-TS/10/5,08-F/15	13833.1	113	PKZ 602/13/3,81-V	12889.1	28	PZK 3001/10/5,00/5,08-KD l.gr.	10794.0	48
PK-TS/11/5,08	12328.1	112	PKZ 602/14/3,81-V	12890.1	28	PZK 3001/11/5,00/5,08-FD	10843.1	49
PK-TS/11/5,08/15	13184.1	112	PKZ 602/15/3,81-V	12891.1	28	PZK 3001/11/5,00/5,08-FD l.gr.	10843.0	49
PK-TS/11/5,08-F	13857.1	113	PKZ 602/16/3,81-V	12892.1	28	PZK 3001/11/5,00/5,08-KD	10795.1	48
PK-TS/11/5,08-F/15	13834.1	113	PKZ 602/17/3,81-V	12893.1	28	PZK 3001/11/5,00/5,08-KD l.gr.	10795.0	48
PK-TS/12/5,08	12329.1	112	PKZ 602/18/3,81-V	12894.1	28	PZK 3001/12/5,00/5,08-FD	10844.1	49
PK-TS/12/5,08/15	13185.1	112	PKZ 602/19/3,81-V	12895.1	28	PZK 3001/12/5,00/5,08-FD l.gr.	10844.0	49
PK-TS/12/5,08-F	13858.1	113	PKZ 602/2/3,81-V	12878.1	28	PZK 3001/12/5,00/5,08-KD	10796.1	48
PK-TS/12/5,08-F/15	13835.1	113	PKZ 602/20/3,81-V	12896.1	28	PZK 3001/12/5,00/5,08-KD l.gr.	10796.0	48
PK-TS/13/5,08	12330.1	112	PKZ 602/21/3,81-V	12897.1	28	PZK 3001/13/5,00/5,08-FD	10845.1	49
PK-TS/13/5,08/15	13186.1	112	PKZ 602/22/3,81-V	12898.1	28	PZK 3001/13/5,00/5,08-FD l.gr.	10845.0	49
PK-TS/13/5,08-F	13859.1	113	PKZ 602/23/3,81-V	12899.1	28	PZK 3001/13/5,00/5,08-KD	10797.1	48
PK-TS/13/5,08-F/15	13836.1	113	PKZ 602/24/3,81-V	12900.1	28	PZK 3001/13/5,00/5,08-KD l.gr.	10797.0	48
PK-TS/14/5,08	12331.1	112	PKZ 602/3/3,81-V	12879.1	28	PZK 3001/14/5,00/5,08-FD	10846.1	49
PK-TS/14/5,08/15	13187.1	112	PKZ 602/4/3,81-V	12880.1	28	PZK 3001/14/5,00/5,08-FD l.gr.	10846.0	49
PK-TS/14/5,08-F	13860.1	113	PKZ 602/5/3,81-V	12881.1	28	PZK 3001/14/5,00/5,08-KD	10798.1	48
PK-TS/14/5,08-F/15	13837.1	113	PKZ 602/6/3,81-V	12882.1	28	PZK 3001/14/5,00/5,08-KD l.gr.	10798.0	48
PK-TS/15/5,08	12332.1	112	PKZ 602/7/3,81-V	12883.1	28	PZK 3001/15/5,00/5,08-FD	10847.1	49
PK-TS/15/5,08/15	13188.1	112	PKZ 602/8/3,81-V	12884.1	28	PZK 3001/15/5,00/5,08-FD l.gr.	10847.0	49
PK-TS/15/5,08-F	13861.1	113	PKZ 602/9/3,81-V	12885.1	28	PZK 3001/15/5,00/5,08-KD	10799.1	48
PK-TS/15/5,08-F/15	13838.1	113	PZB 3950/10/5,00	11420.1	80	PZK 3001/15/5,00/5,08-KD l.gr.	10799.0	48
PK-TS/16/5,08	12333.1	112	PZB 3950/11/5,00	11421.1	80	PZK 3001/16/5,00/5,08-FD	10848.1	49
PK-TS/16/5,08/15	13189.1	112	PZB 3950/12/5,00	11422.1	80	PZK 3001/16/5,00/5,08-FD l.gr.	10848.0	49
PK-TS/16/5,08-F	13862.1	113	PZB 3950/13/5,00	11423.1	80	PZK 3001/16/5,00/5,08-KD	10800.1	48
PK-TS/16/5,08-F/15	13839.1	113	PZB 3950/14/5,00	11424.1	80	PZK 3001/16/5,00/5,08-KD l.gr.	10800.0	48
PK-TS/17/5,08	12334.1	112	PZB 3950/15/5,00	11425.1	80	PZK 3001/17/5,00/5,08-FD	10849.1	49
PK-TS/17/5,08/15	13190.1	112	PZB 3950/16/5,00	11426.1	80	PZK 3001/17/5,00/5,08-FD l.gr.	10849.0	49
PK-TS/17/5,08-F	13863.1	113	PZB 3950/17/5,00	11427.1	80	PZK 3001/17/5,00/5,08-KD	10801.1	48
PK-TS/17/5,08-F/15	13840.1	113	PZB 3950/18/5,00	11428.1	80	PZK 3001/17/5,00/5,08-KD l.gr.	10801.0	48
PK-TS/18/5,08	12335.1	112	PZB 3950/19/5,00	11429.1	80	PZK 3001/18/5,00/5,08-FD	10850.1	49
PK-TS/18/5,08/15	13191.1	112	PZB 3950/2/5,00	11412.1	80	PZK 3001/18/5,00/5,08-FD l.gr.	10850.0	49
PK-TS/18/5,08-F	13864.1	113	PZB 3950/20/5,00	11430.1	80	PZK 3001/18/5,00/5,08-KD	10802.1	48
PK-TS/18/5,08-F/15	13841.1	113	PZB 3950/21/5,00	11431.1	80	PZK 3001/18/5,00/5,08-KD l.gr.	10802.0	48
PK-TS/19/5,08	12336.1	112	PZB 3950/22/5,00	11432.1	80	PZK 3001/19/5,00/5,08-FD	10851.1	49
PK-TS/19/5,08/15	13192.1	112	PZB 3950/23/5,00	11433.1	80	PZK 3001/19/5,00/5,08-FD l.gr.	10851.0	49
PK-TS/19/5,08-F	13865.1	113	PZB 3950/24/5,00	11434.1	80	PZK 3001/19/5,00/5,08-KD	10803.1	48
PK-TS/19/5,08-F/15	13842.1	113	PZB 3950/3/5,00	11413.1	80	PZK 3001/19/5,00/5,08-KD l.gr.	10803.0	48
PK-TS/2/5,08	12319.1	112	PZB 3950/4/5,00	11414.1	80	PZK 3001/2/5,00/5,08-FD	10834.1	49
PK-TS/2/5,08/15	13175.1	112	PZB 3950/5/5,00	11415.1	80	PZK 3001/2/5,00/5,08-FD l.gr.	10834.0	49
PK-TS/2/5,08-F	13848.1	113	PZB 3950/6/5,00	11416.1	80	PZK 3001/2/5,00/5,08-KD	10786.1	48
PK-TS/2/5,08-F/15	13825.1	113	PZB 3950/7/5,00	11417.1	80	PZK 3001/2/5,00/5,08-KD l.gr.	10786.0	48
PK-TS/20/5,08	12337.1	112	PZB 3950/8/5,00	11418.1	80	PZK 3001/20/5,00/5,08-FD	10852.1	49
PK-TS/20/5,08/15	13193.1	112	PZB 3950/9/5,00	11419.1	80	PZK 3001/20/5,00/5,08-FD l.gr.	10852.0	49
PK-TS/20/5,08-F	13866.1	113	PZK 3000/10/5,00/5,08	10698.1	48	PZK 3001/20/5,00/5,08-KD	10804.1	48
PK-TS/20/5,08-F/15	13843.1	113	PZK 3000/10/5,00/5,08 l.gr.	10698.0	48	PZK 3001/20/5,00/5,08-KD l.gr.	10804.0	48
PK-TS/21/5,08	12338.1	112	PZK 3000/11/5,00/5,08	10699.1	48	PZK 3001/21/5,00/5,08-FD	10853.1	49
PK-TS/21/5,08/15	13194.1	112	PZK 3000/11/5,00/5,08 l.gr.	10699.0	48	PZK 3001/21/5,00/5,08-FD l.gr.	10853.0	49
PK-TS/21/5,08-F	13867.1	113	PZK 3000/12/5,00/5,08	10700.1	48	PZK 3001/21/5,00/5,08-KD	10805.1	48
PK-TS/21/5,08-F/15	13844.1	113	PZK 3000/12/5,00/5,08 l.gr.	10700.0	48	PZK 3001/21/5,00/5,08-KD l.gr.	10805.0	48
PK-TS/22/5,08	12339.1	112	PZK 3000/13/5,00/5,08	10701.1	48	PZK 3001/22/5,00/5,08-FD	10854.1	49
PK-TS/22/5,08/15	13195.1	112	PZK 3000/13/5,00/5,08 l.gr.	10701.0	48	PZK 3001/22/5,00/5,08-FD l.gr.	10854.0	49
PK-TS/22/5,08-F	13868.1	113	PZK 3000/14/5,00/5,08	10702.1	48	PZK 3001/22/5,00/5,08-KD	10806.1	48
PK-TS/22/5,08-F/15	13845.1	113	PZK 3000/14/5,00/5,08 l.gr.	10702.0	48	PZK 3001/22/5,00/5,08-KD l.gr.	10806.0	48
PK-TS/23/5,08	12340.1	112	PZK 3000/15/5,00/5,08	10703.1	48	PZK 3001/23/5,00/5,08-FD	10855.1	49
PK-TS/23/5,08/15	13196.1	112	PZK 3000/15/5,00/5,08 l.gr.	10703.0	48	PZK 3001/23/5,00/5,08-FD l.gr.	10855.0	49
PK-TS/23/5,08-F	13869.1	113	PZK 3000/16/5,00/5,08	10704.1	48	PZK 3001/23/5,00/5,08-KD	10807.1	48
PK-TS/23/5,08-F/15	13846.1	113	PZK 3000/16/5,00/5,08 l.gr.	10704.0	48	PZK 3001/23/5,00/5,08-KD l.gr.	10807.0	48
PK-TS/24/5,08	12341.1	112	PZK 3000/17/5,00/5,08	10705.1	48	PZK 3001/24/5,00/5,08-FD	10856.1	49
PK-TS/24/5,08/15	13197.1	112	PZK 3000/17/5,00/5,08 l.gr.	10705.0	48	PZK 3001/24/5,00/5,08-FD l.gr.	10856.0	49
PK-TS/24/5,08-F	13870.1	113	PZK 3000/18/5,00/5,08	10706.1	48	PZK 3001/24/5,00/5,08-KD	10808.1	48
PK-TS/24/5,08-F/15	13847.1	113	PZK 3000/18/5,00/5,08 l.gr.	10706.0	48	PZK 3001/24/5,00/5,08-KD l.gr.	10808.0	48
PK-TS/3/5,08	12320.1	112	PZK 3000/19/5,00/5,08	10707.1	48	PZK 3001/3/5,00/5,08-FD	10835.1	49
PK-TS/3/5,08/15	13176.1	112	PZK 3000/19/5,00/5,08 l.gr.	10707.0	48	PZK 3001/3/5,00/5,08-FD l.gr.	10835.0	49
PK-TS/3/5,08-F	13849.1	113	PZK 3000/2/5,00/5,08	10690.1	48	PZK 3001/3/5,00/5,08-KD	10787.1	48
PK-TS/3/5,08-F/15	13826.1	113	PZK 3000/2/5,00/5,08 l.gr.	10690.0	48	PZK 3001/3/5,00/5,08-KD l.gr.	10787.0	48
PK-TS/4/5,08	12321.1	112	PZK 3000/20/5,00/5,08	10708.1	48	PZK 3001/4/5,00/5,08-FD	10836.1	49
PK-TS/4/5,08/15	13177.1	112	PZK 3000/20/5,00/5,08 l.gr.	10708.0	48	PZK 3001/4/5,00/5,08-FD l.gr.	10836.0	49
PK-TS/4/5,08-F	13850.1	113	PZK 3000/21/5,00/5,08	10709.1	48	PZK 3001/4/5,00/5,08-KD	10788.1	48
PK-TS/4/5,08-F/15	13827.1	113	PZK 3000/21/5,00/5,08 l.gr.	10709.0	48	PZK 3001/4/5,00/5,08-KD l.gr.	10788.0	48
PK-TS/5/5,08	12322.1	112	PZK 3000/22/5,00/5,08	10710.1	48	PZK 3001/5/5,00/5,08-FD	10837.1	49
PK-TS/5/5,08/15	13178.1	112	PZK 3000/22/5,00/5,08 l.gr.	10710.0	48	PZK 3001/5/5,00/5,08-FD l.gr.	10837.0	49
PK-TS/5/5,08-F	13851.1	113	PZK 3000/23/5,00/5,08	10711.1	48	PZK 3001/5/5,00/5,08-KD	10789.1	48
PK-TS/5/5,08-F/15	13828.1	113	PZK 3000/23/5,00/5,08 l.gr.	10711.0	48	PZK 3001/5/5,00/5,08-KD l.gr.	10789.0	48
PK-TS/6/5,08	12323.1	112	PZK 3000/24/5,00/5,08	10712.1	48	PZK 3001/6/5,00/5,08-FD	10838.1	49
PK-TS/6/5,08/15	13179.1	112	PZK 3000/24/5,00/5,08 l.gr.	10712.0	48	PZK 3001/6/5,00/5,08-FD l.gr.	10838.0	49
PK-TS/6/5,08-F	13852.1	113	PZK 3000/3/5,00/5,08	10691.1	48	PZK 3001/6/5,00/5,08-KD	10790.1	48

Types	Cat.-No.	Page	Types	Cat.-No.	Page	Types	Cat.-No.	Page
PZK 3001/6/5,00/5,08-KD l.gr.	10790.0	48	PZK 3011/18/7,50/7,62-FD l.gr.	10946.0	53	PZK 3020/3/10,00/10,16 l.gr.	10979.0	54
PZK 3001/7/5,00/5,08-FD	10839.1	49	PZK 3011/18/7,50/7,62-KD	10898.1	53	PZK 3020/4/10,00/10,16	10980.1	54
PZK 3001/7/5,00/5,08-FD l.gr.	10839.0	49	PZK 3011/18/7,50/7,62-KD l.gr.	10898.0	53	PZK 3020/4/10,00/10,16 l.gr.	10980.0	54
PZK 3001/7/5,00/5,08-KD	10791.1	48	PZK 3011/19/7,50/7,62-FD	10947.1	53	PZK 3020/5/10,00/10,16	10981.1	54
PZK 3001/7/5,00/5,08-KD l.gr.	10791.0	48	PZK 3011/19/7,50/7,62-FD l.gr.	10947.0	53	PZK 3020/5/10,00/10,16 l.gr.	10981.0	54
PZK 3001/8/5,00/5,08-FD	10840.1	49	PZK 3011/19/7,50/7,62-KD	10899.1	53	PZK 3020/6/10,00/10,16	10982.1	54
PZK 3001/8/5,00/5,08-FD l.gr.	10840.0	49	PZK 3011/19/7,50/7,62-KD l.gr.	10899.0	53	PZK 3020/6/10,00/10,16 l.gr.	10982.0	54
PZK 3001/8/5,00/5,08-KD	10792.1	48	PZK 3011/2/7,50/7,62-FD	10930.1	53	PZK 3020/7/10,00/10,16	10983.1	54
PZK 3001/8/5,00/5,08-KD l.gr.	10792.0	48	PZK 3011/2/7,50/7,62-FD l.gr.	10930.0	53	PZK 3020/7/10,00/10,16 l.gr.	10983.0	54
PZK 3001/9/5,00/5,08-FD	10841.1	49	PZK 3011/2/7,50/7,62-KD	10882.1	53	PZK 3020/8/10,00/10,16	10984.1	54
PZK 3001/9/5,00/5,08-FD l.gr.	10841.0	49	PZK 3011/2/7,50/7,62-KD l.gr.	10882.0	53	PZK 3020/8/10,00/10,16 l.gr.	10984.0	54
PZK 3001/9/5,00/5,08-KD	10793.1	48	PZK 3011/20/7,50/7,62-FD	10948.1	53	PZK 3020/9/10,00/10,16	10985.1	54
PZK 3001/9/5,00/5,08-KD l.gr.	10793.0	48	PZK 3011/20/7,50/7,62-FD l.gr.	10948.0	53	PZK 3020/9/10,00/10,16 l.gr.	10985.0	54
PZK 3010/10/7,50/7,62	10746.1	52	PZK 3011/20/7,50/7,62-KD	10900.1	53	PZK 3021/10/10,00/10,16-KD	11034.1	54
PZK 3010/10/7,50/7,62 l.-gr.	10746.0	52	PZK 3011/20/7,50/7,62-KD l.gr.	10900.0	53	PZK 3021/10/10,00/10,16-KD l.gr.	11034.0	54
PZK 3010/11/7,50/7,62	10747.1	52	PZK 3011/21/7,50/7,62-FD	10949.1	53	PZK 3021/11/10,00/10,16-KD	11035.1	54
PZK 3010/11/7,50/7,62 l.-gr.	10747.0	52	PZK 3011/21/7,50/7,62-FD l.gr.	10949.0	53	PZK 3021/11/10,00/10,16-KD l.gr.	11035.0	54
PZK 3010/12/7,50/7,62	10748.1	52	PZK 3011/21/7,50/7,62-KD	10901.1	53	PZK 3021/12/10,00/10,16-KD	11036.1	54
PZK 3010/12/7,50/7,62 l.-gr.	10748.0	52	PZK 3011/21/7,50/7,62-KD l.gr.	10901.0	53	PZK 3021/12/10,00/10,16-KD l.gr.	11036.0	54
PZK 3010/13/7,50/7,62	10749.1	52	PZK 3011/22/7,50/7,62-FD	10950.1	53	PZK 3021/13/10,00/10,16-KD	11037.1	54
PZK 3010/13/7,50/7,62 l.-gr.	10749.0	52	PZK 3011/22/7,50/7,62-FD l.gr.	10950.0	53	PZK 3021/13/10,00/10,16-KD l.gr.	11037.0	54
PZK 3010/14/7,50/7,62	10750.1	52	PZK 3011/22/7,50/7,62-KD	10902.1	53	PZK 3021/14/10,00/10,16-KD	11038.1	54
PZK 3010/14/7,50/7,62 l.-gr.	10750.0	52	PZK 3011/22/7,50/7,62-KD l.gr.	10902.0	53	PZK 3021/14/10,00/10,16-KD l.gr.	11038.0	54
PZK 3010/15/7,50/7,62	10751.1	52	PZK 3011/23/7,50/7,62-FD	10951.1	53	PZK 3021/15/10,00/10,16-KD	11039.1	54
PZK 3010/15/7,50/7,62 l.-gr.	10751.0	52	PZK 3011/23/7,50/7,62-FD l.gr.	10951.0	53	PZK 3021/15/10,00/10,16-KD l.gr.	11039.0	54
PZK 3010/16/7,50/7,62	10752.1	52	PZK 3011/23/7,50/7,62-KD	10903.1	53	PZK 3021/16/10,00/10,16-KD	11040.1	54
PZK 3010/16/7,50/7,62 l.-gr.	10752.0	52	PZK 3011/23/7,50/7,62-KD l.gr.	10903.0	53	PZK 3021/16/10,00/10,16-KD l.gr.	11040.0	54
PZK 3010/17/7,50/7,62	10753.1	52	PZK 3011/24/7,50/7,62-FD	10952.1	53	PZK 3021/17/10,00/10,16-KD	11041.1	54
PZK 3010/17/7,50/7,62 l.-gr.	10753.0	52	PZK 3011/24/7,50/7,62-FD l.gr.	10952.0	53	PZK 3021/17/10,00/10,16-KD l.gr.	11041.0	54
PZK 3010/18/7,50/7,62	10754.1	52	PZK 3011/24/7,50/7,62-KD	10904.1	53	PZK 3021/18/10,00/10,16-KD	11042.1	54
PZK 3010/18/7,50/7,62 l.-gr.	10754.0	52	PZK 3011/24/7,50/7,62-KD l.gr.	10904.0	53	PZK 3021/18/10,00/10,16-KD l.gr.	11042.0	54
PZK 3010/19/7,50/7,62	10755.1	52	PZK 3011/3/7,50/7,62-FD	10931.1	53	PZK 3021/19/10,00/10,16-KD	11043.1	54
PZK 3010/19/7,50/7,62 l.-gr.	10755.0	52	PZK 3011/3/7,50/7,62-FD l.gr.	10931.0	53	PZK 3021/19/10,00/10,16-KD l.gr.	11043.0	54
PZK 3010/2/7,50/7,62	10738.1	52	PZK 3011/3/7,50/7,62-KD	10883.1	53	PZK 3021/2/10,00/10,16-KD	11026.1	54
PZK 3010/2/7,50/7,62 l.-gr.	10738.0	52	PZK 3011/3/7,50/7,62-KD l.gr.	10883.0	53	PZK 3021/2/10,00/10,16-KD l.gr.	11026.0	54
PZK 3010/20/7,50/7,62	10756.1	52	PZK 3011/4/7,50/7,62-FD	10932.1	53	PZK 3021/20/10,00/10,16-KD	11044.1	54
PZK 3010/20/7,50/7,62 l.-gr.	10756.0	52	PZK 3011/4/7,50/7,62-FD l.gr.	10932.0	53	PZK 3021/20/10,00/10,16-KD l.gr.	11044.0	54
PZK 3010/21/7,50/7,62	10757.1	52	PZK 3011/4/7,50/7,62-KD	10884.1	53	PZK 3021/21/10,00/10,16-KD	11045.1	54
PZK 3010/21/7,50/7,62 l.-gr.	10757.0	52	PZK 3011/4/7,50/7,62-KD l.gr.	10884.0	53	PZK 3021/21/10,00/10,16-KD l.gr.	11045.0	54
PZK 3010/22/7,50/7,62	10758.1	52	PZK 3011/5/7,50/7,62-FD	10933.1	53	PZK 3021/22/10,00/10,16-KD	11046.1	54
PZK 3010/22/7,50/7,62 l.-gr.	10758.0	52	PZK 3011/5/7,50/7,62-FD l.gr.	10933.0	53	PZK 3021/22/10,00/10,16-KD l.gr.	11046.0	54
PZK 3010/23/7,50/7,62	10759.1	52	PZK 3011/5/7,50/7,62-KD	10885.1	53	PZK 3021/23/10,00/10,16-KD	11047.1	54
PZK 3010/23/7,50/7,62 l.-gr.	10759.0	52	PZK 3011/5/7,50/7,62-KD l.gr.	10885.0	53	PZK 3021/23/10,00/10,16-KD l.gr.	11047.0	54
PZK 3010/24/7,50/7,62	10760.1	52	PZK 3011/6/7,50/7,62-FD	10934.1	53	PZK 3021/24/10,00/10,16-KD	11048.1	54
PZK 3010/24/7,50/7,62 l.-gr.	10760.0	52	PZK 3011/6/7,50/7,62-FD l.gr.	10934.0	53	PZK 3021/24/10,00/10,16-KD l.gr.	11048.0	54
PZK 3010/3/7,50/7,62	10739.1	52	PZK 3011/6/7,50/7,62-KD	10886.1	53	PZK 3021/3/10,00/10,16-KD	11027.1	54
PZK 3010/3/7,50/7,62 l.-gr.	10739.0	52	PZK 3011/6/7,50/7,62-KD l.gr.	10886.0	53	PZK 3021/3/10,00/10,16-KD l.gr.	11027.0	54
PZK 3010/4/7,50/7,62	10740.1	52	PZK 3011/7/7,50/7,62-FD	10935.1	53	PZK 3021/4/10,00/10,16-KD	11028.1	54
PZK 3010/4/7,50/7,62 l.-gr.	10740.0	52	PZK 3011/7/7,50/7,62-FD l.gr.	10935.0	53	PZK 3021/4/10,00/10,16-KD l.gr.	11028.0	54
PZK 3010/5/7,50/7,62	10741.1	52	PZK 3011/7/7,50/7,62-KD	10887.1	53	PZK 3021/5/10,00/10,16-KD	11029.1	54
PZK 3010/5/7,50/7,62 l.-gr.	10741.0	52	PZK 3011/7/7,50/7,62-KD l.gr.	10887.0	53	PZK 3021/5/10,00/10,16-KD l.gr.	11029.0	54
PZK 3010/6/7,50/7,62	10742.1	52	PZK 3011/8/7,50/7,62-FD	10936.1	53	PZK 3021/6/10,00/10,16-KD	11030.1	54
PZK 3010/6/7,50/7,62 l.-gr.	10742.0	52	PZK 3011/8/7,50/7,62-FD l.gr.	10936.0	53	PZK 3021/6/10,00/10,16-KD l.gr.	11030.0	54
PZK 3010/7/7,50/7,62	10743.1	52	PZK 3011/8/7,50/7,62-KD	10888.1	53	PZK 3021/7/10,00/10,16-KD	11031.1	54
PZK 3010/7/7,50/7,62 l.-gr.	10743.0	52	PZK 3011/8/7,50/7,62-KD l.gr.	10888.0	53	PZK 3021/7/10,00/10,16-KD l.gr.	11031.0	54
PZK 3010/8/7,50/7,62	10744.1	52	PZK 3011/9/7,50/7,62-FD	10937.1	53	PZK 3021/8/10,00/10,16-KD	11032.1	54
PZK 3010/8/7,50/7,62 l.-gr.	10744.0	52	PZK 3011/9/7,50/7,62-FD l.gr.	10937.0	53	PZK 3021/8/10,00/10,16-KD l.gr.	11032.0	54
PZK 3010/9/7,50/7,62	10745.1	52	PZK 3011/9/7,50/7,62-KD	10889.1	53	PZK 3021/9/10,00/10,16-KD	11033.1	54
PZK 3010/9/7,50/7,62 l.-gr.	10745.0	52	PZK 3011/9/7,50/7,62-KD l.gr.	10889.0	53	PZK 3021/9/10,00/10,16-KD l.gr.	11033.0	54
PZK 3011/10/7,50/7,62-FD	10938.1	53	PZK 3020/10/10,00/10,16	10986.1	54	PZK 3100/10/5,00/5,08	11082.1	51
PZK 3011/10/7,50/7,62-FD l.gr.	10938.0	53	PZK 3020/10/10,00/10,16 l.gr.	10986.0	54	PZK 3100/10/5,00/5,08 h.grau	11082.0	51
PZK 3011/10/7,50/7,62-KD	10890.1	53	PZK 3020/11/10,00/10,16	10987.1	54	PZK 3100/11/5,00/5,08	11083.1	51
PZK 3011/10/7,50/7,62-KD l.gr.	10890.0	53	PZK 3020/11/10,00/10,16 l.gr.	10987.0	54	PZK 3100/11/5,00/5,08 h.grau	11083.0	51
PZK 3011/11/7,50/7,62-FD	10939.1	53	PZK 3020/12/10,00/10,16	10988.1	54	PZK 3100/12/5,00/5,08	11084.1	51
PZK 3011/11/7,50/7,62-FD l.gr.	10939.0	53	PZK 3020/12/10,00/10,16 l.gr.	10988.0	54	PZK 3100/12/5,00/5,08 h.grau	11084.0	51
PZK 3011/11/7,50/7,62-KD	10891.1	53	PZK 3020/13/10,00/10,16	10989.1	54	PZK 3100/13/5,00/5,08	11085.1	51
PZK 3011/11/7,50/7,62-KD l.gr.	10891.0	53	PZK 3020/13/10,00/10,16 l.gr.	10989.0	54	PZK 3100/13/5,00/5,08 h.grau	11085.0	51
PZK 3011/12/7,50/7,62-FD	10940.1	53	PZK 3020/14/10,00/10,16	10990.1	54	PZK 3100/14/5,00/5,08	11086.1	51
PZK 3011/12/7,50/7,62-FD l.gr.	10940.0	53	PZK 3020/14/10,00/10,16 l.gr.	10990.0	54	PZK 3100/14/5,00/5,08 h.grau	11086.0	51
PZK 3011/12/7,50/7,62-KD	10892.1	53	PZK 3020/15/10,00/10,16	10991.1	54	PZK 3100/15/5,00/5,08	11087.1	51
PZK 3011/12/7,50/7,62-KD l.gr.	10892.0	53	PZK 3020/15/10,00/10,16 l.gr.	10991.0	54	PZK 3100/15/5,00/5,08 h.grau	11087.0	51
PZK 3011/13/7,50/7,62-FD	10941.1	53	PZK 3020/16/10,00/10,16	10992.1	54	PZK 3100/16/5,00/5,08	11088.1	51
PZK 3011/13/7,50/7,62-FD l.gr.	10941.0	53	PZK 3020/16/10,00/10,16 l.gr.	10992.0	54	PZK 3100/16/5,00/5,08 h.grau	11088.0	51
PZK 3011/13/7,50/7,62-KD	10893.1	53	PZK 3020/17/10,00/10,16	10993.1	54	PZK 3100/17/5,00/5,08	11089.1	51
PZK 3011/13/7,50/7,62-KD l.gr.	10893.0	53	PZK 3020/17/10,00/10,16 l.gr.	10993.0	54	PZK 3100/17/5,00/5,08 h.grau	11089.0	51
PZK 3011/14/7,50/7,62-FD	10942.1	53	PZK 3020/18/10,00/10,16	10994.1	54	PZK 3100/18/5,00/5,08	11090.1	51
PZK 3011/14/7,50/7,62-FD l.gr.	10942.0	53	PZK 3020/18/10,00/10,16 l.gr.	10994.0	54	PZK 3100/18/5,00/5,08 h.grau	11090.0	51
PZK 3011/14/7,50/7,62-KD	10894.1	53	PZK 3020/19/10,00/10,16	10995.1	54	PZK 3100/19/5,00/5,08	11091.1	51
PZK 3011/14/7,50/7,62-KD l.gr.	10894.0	53	PZK 3020/19/10,00/10,16 l.gr.	10995.0	54	PZK 3100/19/5,00/5,08 h.grau	11091.0	51
PZK 3011/15/7,50/7,62-FD	10943.1	53	PZK 3020/2/10,00/10,16	10978.1	54	PZK 3100/2/5,00/5,08	11074.1	51
PZK 3011/15/7,50/7,62-FD l.gr.	10943.0	53	PZK 3020/2/10,00/10,16 l.gr.	10978.0	54	PZK 3100/2/5,00/5,08 h.grau	11074.0	51
PZK 3011/15/7,50/7,62-KD	10895.1	53	PZK 3020/20/10,00/10,16	10996.1	54	PZK 3100/20/5,00/5,08	11092.1	51
PZK 3011/15/7,50/7,62-KD l.gr.	10895.0	53	PZK 3020/20/10,00/10,16 l.gr.	10996.0	54	PZK 3100/20/5,00/5,08 h.grau	11092.0	51
PZK 3011/16/7,50/7,62-FD	10944.1	53	PZK 3020/21/10,00/10,16	10997.1	54	PZK 3100/21/5,00/5,08	11093.1	51
PZK 3011/16/7,50/7,62-FD l.gr.	10944.0	53	PZK 3020/21/10,00					

Types	Cat.-No.	Page	Types	Cat.-No.	Page	Types	Cat.-No.	Page
STL 130/2/10,16-V black	13696.4	87	STL 1350/18/3,50-H black	13950.4	84	STL 1550/14/3,50-H-G	11923.1	90
STL 130/2/5,00-V black	11435.4	86	STL 1350/19/3,50-V black	13928.4	84	STL 1550/14/3,50-V-F	13765.1	93
STL 130/2/5,08-V black	13650.4	87	STL 1350/19/3,50-H black	13951.4	84	STL 1550/14/3,50-V-G	11889.1	90
STL 130/20/5,00-V black	11453.4	86	STL 1350/20/3,50-V black	13929.4	84	STL 1550/14/3,81-H-F	13818.1	93
STL 130/21/5,00-V black	11454.4	86	STL 1350/20/3,50-H black	13952.4	84	STL 1550/14/3,81-H-G	11942.1	92
STL 130/22/5,00-V black	11455.4	86	STL 1350/21/3,50-V black	13930.4	84	STL 1550/14/3,81-V-F	13799.1	93
STL 130/23/5,00-V black	11456.4	86	STL 1350/21/3,50-H black	13953.4	84	STL 1550/14/3,81-V-G	11908.1	92
STL 130/24/5,00-V black	11457.4	86	STL 1350/22/3,50-V black	13931.4	84	STL 1550/15/3,50-H-F	13783.1	91
STL 130/3/10,00-V black	11459.4	89	STL 1350/22/3,50-H black	13954.4	84	STL 1550/15/3,50-H-G	11924.1	90
STL 130/3/10,16-V black	13697.4	89	STL 1350/23/3,50-V black	13932.4	84	STL 1550/15/3,50-V-F	13766.1	91
STL 130/3/5,00-V black	11436.4	86	STL 1350/23/3,50-H black	13955.4	84	STL 1550/15/3,50-V-G	11890.1	90
STL 130/3/5,08-V black	13651.4	87	STL 1350/24/3,50-V black	13933.4	84	STL 1550/15/3,81-H-F	13819.1	93
STL 130/4/10,00-V black	11460.4	89	STL 1350/24/3,50-H black	13956.4	84	STL 1550/15/3,81-H-G	11943.1	92
STL 130/4/10,16-V black	13698.4	89	STL 140/10/5,00-H black	11500.4	87	STL 1550/15/3,81-V-F	13800.1	93
STL 130/4/5,00-V black	11437.4	86	STL 140/10/5,08-H black	13681.4	88	STL 1550/15/3,81-V-G	11909.1	92
STL 130/4/5,08-V black	13652.4	87	STL 140/11/5,00-H black	11501.4	87	STL 1550/16/3,50-H-F	13784.1	91
STL 130/5/10,00-V black	11461.4	89	STL 140/11/5,08-H black	13682.4	88	STL 1550/16/3,50-H-G	11925.1	90
STL 130/5/10,16-V black	13699.4	89	STL 140/12/5,00-H black	11502.4	87	STL 1550/16/3,50-V-F	13767.1	91
STL 130/5/5,00-V black	11438.4	86	STL 140/12/5,08-H black	13683.4	88	STL 1550/16/3,50-V-G	11891.1	90
STL 130/5/5,08-V black	13653.4	87	STL 140/13/5,00-H black	11503.4	87	STL 1550/16/3,81-H-F	13820.1	93
STL 130/6/10,00-V black	11462.4	89	STL 140/13/5,08-H black	13684.4	88	STL 1550/16/3,81-H-G	11944.1	92
STL 130/6/10,16-V black	13700.4	89	STL 140/14/5,00-H black	11504.4	87	STL 1550/16/3,81-V-F	13801.1	93
STL 130/6/5,00-V black	11439.4	86	STL 140/14/5,08-H black	13685.4	88	STL 1550/16/3,81-V-G	11910.1	92
STL 130/6/5,08-V black	13654.4	87	STL 140/15/5,00-H black	11505.4	87	STL 1550/17/3,50-H-F	13785.1	91
STL 130/7/10,00-V black	11463.4	89	STL 140/15/5,08-H black	13686.4	88	STL 1550/17/3,50-H-G	11926.1	90
STL 130/7/10,16-V black	13701.4	89	STL 140/16/5,00-H black	11506.4	87	STL 1550/17/3,50-V-F	13768.1	91
STL 130/7/5,00-V black	11440.4	86	STL 140/16/5,08-H black	13687.4	88	STL 1550/17/3,50-V-G	11892.1	90
STL 130/7/5,08-V black	13655.4	87	STL 140/17/5,00-H black	11507.4	87	STL 1550/17/3,81-H-F	13821.1	93
STL 130/8/10,00-V black	11464.4	89	STL 140/17/5,08-H black	13688.4	88	STL 1550/17/3,81-H-G	13713.1	92
STL 130/8/10,16-V black	13702.4	89	STL 140/18/5,00-H black	11508.4	87	STL 1550/17/3,81-V-F	13802.1	93
STL 130/8/5,00-V black	11441.4	86	STL 140/18/5,08-H black	13689.4	88	STL 1550/17/3,81-V-G	13709.1	92
STL 130/8/5,08-V black	13656.4	87	STL 140/19/5,00-H black	11509.4	87	STL 1550/18/3,50-H-F	13786.1	91
STL 130/9/10,00-V black	11465.4	89	STL 140/19/5,08-H black	13690.4	88	STL 1550/18/3,50-H-G	11927.1	90
STL 130/9/10,16-V black	13703.4	89	STL 140/2/5,00-H black	11492.4	87	STL 1550/18/3,50-V-F	13769.1	91
STL 130/9/5,00-V black	11442.4	86	STL 140/2/5,08-H black	13673.4	88	STL 1550/18/3,50-V-G	11893.1	90
STL 130/9/5,08-V black	13657.4	87	STL 140/20/5,00-H black	11510.4	87	STL 1550/18/3,81-H-F	13822.1	93
STL 132/10/5,00-V black	11477.4	86	STL 140/20/5,08-H black	13691.4	88	STL 1550/18/3,81-H-G	13714.1	92
STL 132/11/5,00-V black	11478.4	86	STL 140/21/5,00-H black	11511.4	87	STL 1550/18/3,81-V-F	13803.1	93
STL 132/12/5,00-V black	11479.4	86	STL 140/21/5,08-H black	13692.4	88	STL 1550/18/3,81-V-G	13710.1	92
STL 132/13/5,00-V black	11480.4	86	STL 140/22/5,00-H black	11512.4	87	STL 1550/19/3,50-H-F	13987.1	91
STL 132/14/5,00-V black	11481.4	86	STL 140/22/5,08-H black	13693.4	88	STL 1550/19/3,50-H-G	11928.1	90
STL 132/15/5,00-V black	11482.4	86	STL 140/23/5,00-H black	11513.4	87	STL 1550/19/3,50-V-F	13985.1	91
STL 132/16/5,00-V black	11483.4	86	STL 140/23/5,08-H black	13694.4	88	STL 1550/19/3,50-V-G	11894.1	90
STL 132/17/5,00-V black	11484.4	86	STL 140/24/5,00-H black	11514.4	87	STL 1550/19/3,81-H-F	13823.1	93
STL 132/18/5,00-V black	11485.4	86	STL 140/24/5,08-H black	13695.4	88	STL 1550/19/3,81-H-G	13715.1	93
STL 132/19/5,00-V black	11486.4	86	STL 140/3/5,00-H black	11493.4	87	STL 1550/19/3,81-V-F	13804.1	93
STL 132/2/5,00-V black	11469.4	86	STL 140/3/5,08-H black	13674.4	88	STL 1550/19/3,81-V-G	13711.1	92
STL 132/20/5,00-V black	11487.4	86	STL 140/4/5,00-H black	11494.4	87	STL 1550/20/3,50-H-F	13988.1	91
STL 132/21/5,00-V black	11488.4	86	STL 140/4/5,08-H black	13675.4	88	STL 1550/20/3,50-V-F	13986.1	91
STL 132/22/5,00-V black	11489.4	86	STL 140/5/5,00-H black	11495.4	87	STL 1550/2/3,50-H-F	13770.1	91
STL 132/23/5,00-V black	11490.4	86	STL 140/5/5,08-H black	13676.4	88	STL 1550/2/3,50-H-G	11911.1	90
STL 132/24/5,00-V black	11491.4	86	STL 140/6/5,00-H black	11496.4	87	STL 1550/2/3,50-V-F	13753.1	91
STL 132/3/5,00-V black	11470.4	86	STL 140/6/5,08-H black	13677.4	88	STL 1550/2/3,50-V-G	11877.1	90
STL 132/4/5,00-V black	11471.4	86	STL 140/7/5,00-H black	11497.4	87	STL 1550/2/3,81-H-F	13806.1	93
STL 132/5/5,00-V black	11472.4	86	STL 140/7/5,08-H black	13678.4	88	STL 1550/2/3,81-H-G	11930.1	92
STL 132/6/5,00-V black	11473.4	86	STL 140/8/5,00-H black	11498.4	87	STL 1550/2/3,81-V-F	13787.1	93
STL 132/7/5,00-V black	11474.4	86	STL 140/8/5,08-H black	13679.4	88	STL 1550/2/3,81-V-G	11896.1	92
STL 132/8/5,00-V black	11475.4	86	STL 140/9/5,00-H black	11499.4	87	STL 1550/20/3,50-H-G	11929.1	90
STL 132/9/5,00-V black	11476.4	86	STL 140/9/5,08-H black	13680.4	88	STL 1550/20/3,50-V-G	11895.1	90
STL 1350/2/3,50-V black	13911.4	84	STL 1550/10/3,50-H-F	13778.1	91	STL 1550/20/3,81-H-F	13824.1	93
STL 1350/2/3,50-H black	13934.4	84	STL 1550/10/3,50-H-G	11919.1	92	STL 1550/20/3,81-H-G	13716.1	92
STL 1350/3/3,50-V black	13912.4	84	STL 1550/10/3,50-V-F	13761.1	93	STL 1550/20/3,81-V-F	13805.1	93
STL 1350/3/3,50-H black	13935.4	84	STL 1550/10/3,50-V-G	11885.1	92	STL 1550/20/3,81-V-G	13712.1	92
STL 1350/4/3,50-V black	13913.4	84	STL 1550/10/3,81-H-F	13814.1	93	STL 1550/3/3,50-H-F	13771.1	91
STL 1350/4/3,50-H black	13936.4	84	STL 1550/10/3,81-H-G	11938.1	92	STL 1550/3/3,50-H-G	11912.1	90
STL 1350/5/3,50-V black	13914.4	84	STL 1550/10/3,81-V-F	13795.1	93	STL 1550/3/3,50-V-F	13754.1	91
STL 1350/5/3,50-H black	13937.4	84	STL 1550/10/3,81-V-G	11904.1	92	STL 1550/3/3,50-V-G	11878.1	90
STL 1350/6/3,50-V black	13915.4	84	STL 1550/11/3,50-H-F	13779.1	91	STL 1550/3/3,81-H-F	13807.1	93
STL 1350/6/3,50-H black	13938.4	84	STL 1550/11/3,50-H-G	11920.1	90	STL 1550/3/3,81-H-G	11931.1	92
STL 1350/7/3,50-V black	13916.4	84	STL 1550/11/3,50-V-F	13762.1	91	STL 1550/3/3,81-V-F	13788.1	93
STL 1350/7/3,50-H black	13939.4	84	STL 1550/11/3,50-V-G	11886.1	90	STL 1550/3/3,81-V-G	11897.1	92
STL 1350/8/3,50-V black	13917.4	84	STL 1550/11/3,81-H-F	13815.1	93	STL 1550/4/3,50-H-F	13772.1	91
STL 1350/8/3,50-H black	13940.4	84	STL 1550/11/3,81-H-G	11939.1	92	STL 1550/4/3,50-H-G	11913.1	90
STL 1350/9/3,50-V black	13918.4	84	STL 1550/11/3,81-V-F	13796.1	93	STL 1550/4/3,50-V-F	13755.1	91
STL 1350/9/3,50-H black	13941.4	84	STL 1550/11/3,81-V-G	11905.1	92	STL 1550/4/3,50-V-G	11879.1	90
STL 1350/10/3,50-V black	13919.4	84	STL 1550/12/3,50-H-F	13780.1	91	STL 1550/4/3,81-H-F	13808.1	93
STL 1350/10/3,50-H black	13942.4	84	STL 1550/12/3,50-H-G	11921.1	90	STL 1550/4/3,81-H-G	11932.1	92
STL 1350/11/3,50-V black	13920.4	84	STL 1550/12/3,50-V-F	13763.1	91	STL 1550/4/3,81-V-F	13789.1	93
STL 1350/11/3,50-H black	13943.4	84	STL 1550/12/3,50-V-G	11887.1	90	STL 1550/4/3,81-V-G	11898.1	92
STL 1350/12/3,50-V black	13921.4	84	STL 1550/12/3,81-H-F	13816.1	93	STL 1550/5/3,50-H-F	13773.1	91
STL 1350/12/3,50-H black	13944.4	84	STL 1550/12/3,81-H-G	11940.1	92	STL 1550/5/3,50-H-G	11914.1	90
STL 1350/13/3,50-V black	13922.4	84	STL 1550/12/3,81-V-F	13797.1	93	STL 1550/5/3,50-V-F	13756.1	91
STL 1350/13/3,50-H black	13945.4	84	STL 1550/12/3,81-V-G	11906.1	92	STL 1550/5/3,50-V-G	11880.1	90
STL 1350/14/3,50-V black	13923.4	84	STL 1550/13/3,50-H-F	13781.1	91	STL 1550/5/3,81-H-F	13809.1	93
STL 1350/14/3,50-H black	13946.4	84	STL 1550/13/3,50-H-G	11922.1	90	STL 1550/5/3,81-H-G	11933.1	92
STL 1350/15/3,50-V black	13924.4	84	STL 1550/13/3,50-V-F	13764.1	91	STL 1550/5/3,81-V-F	13790.1	93
STL 1350/15/3,50-H black	13947.4	84	STL 1550/13/3,50-V-G	11888.1	90	STL 1550/5/3,81-V-G	11899.1	92
STL 1350/16/3,50-V black	13925.4	84	STL 1550/13/3,81-H-F	13817.1	93	STL 1550/6/3,50-H-F	13734.1	91
STL 1350/16/3,50-H black	13948.4	84	STL 1550/13/3,81-H-G	11941.1	92	STL 1550/6/3,50-H-G	11915.1	90
STL 1350/17/3,50-V black	13926.4	84	STL 1550/13/3,81-V-F	13798.1	93	STL 1550/6/3,50-V-F	13757.1	91
STL 1350/17/3,50-H black	13949.4	84	STL 1550/13/3,81-V-G	11907.1	92	STL 1550/6/3,50-V-G	11881.1	90
STL 1350/18/3,50-V black	13927.4	84	STL 1550/14/3,50-H-F	13782.1	93	STL 1550/6/3,81-H-F	13810.1	93

Types	Cat.-No.	Page	Types	Cat.-No.	Page	Types	Cat.-No.	Page
STL 1550/6/3,81-H-G	11934.1	92	STL 950/10/5,08-H-F	11798.1	102	STL 950/18/5,00-V	11531.1	96
STL 1550/6/3,81-V-F	13791.1	93	STL 950/10/5,08-H-G	11684.1	101	STL 950/18/5,00-V-F	13247.1	98
STL 1550/6/3,81-V-G	11900.1	92	STL 950/10/5,08-V	11546.1	100	STL 950/18/5,00-V-G	11623.1	99
STL 1550/7/3,50-H-F	13775.1	91	STL 950/10/5,08-V-F	12218.1	102	STL 950/18/5,08-H	11600.1	100
STL 1550/7/3,50-H-G	11916.1	90	STL 950/10/5,08-V-G	11638.1	101	STL 950/18/5,08-H-F	13275.1	102
STL 1550/7/3,50-V-F	13758.1	91	STL 950/11/5,00-H	11570.1	96	STL 950/18/5,08-H-G	11692.1	101
STL 1550/7/3,50-V-G	11882.1	90	STL 950/11/5,00-H-F	13254.1	98	STL 950/18/5,08-V	11554.1	100
STL 1550/7/3,81-H-F	13811.1	93	STL 950/11/5,00-H-G	11662.1	97	STL 950/18/5,08-V-F	13205.1	102
STL 1550/7/3,81-H-G	11935.1	92	STL 950/11/5,00-V	11524.1	96	STL 950/18/5,08-V-G	11646.1	101
STL 1550/7/3,81-V-F	13792.1	93	STL 950/11/5,00-V-F	13240.1	98	STL 950/19/5,00-H	11578.1	96
STL 1550/7/3,81-V-G	11901.1	92	STL 950/11/5,00-V-G	11616.1	99	STL 950/19/5,00-H-F	13262.1	98
STL 1550/8/3,50-H-F	13776.1	91	STL 950/11/5,08-H	11593.1	100	STL 950/19/5,00-H-G	11670.1	97
STL 1550/8/3,50-H-G	11917.1	90	STL 950/11/5,08-H-F	13268.1	102	STL 950/19/5,00-V	11532.1	96
STL 1550/8/3,50-V-F	13759.1	91	STL 950/11/5,08-H-G	11685.1	101	STL 950/19/5,00-V-F	13248.1	98
STL 1550/8/3,50-V-G	11883.1	90	STL 950/11/5,08-V	11547.1	100	STL 950/19/5,00-V-G	11624.1	99
STL 1550/8/3,81-H-F	13812.1	93	STL 950/11/5,08-V-F	13198.1	102	STL 950/19/5,08-H	11601.1	100
STL 1550/8/3,81-H-G	11936.1	92	STL 950/11/5,08-V-G	11639.1	101	STL 950/19/5,08-H-F	13276.1	102
STL 1550/8/3,81-V-F	13793.1	93	STL 950/12/5,00-H	11571.1	96	STL 950/19/5,08-H-G	11693.1	101
STL 1550/8/3,81-V-G	11902.1	92	STL 950/12/5,00-H-F	13255.1	98	STL 950/19/5,08-V	11555.1	100
STL 1550/9/3,50-H-F	13777.1	91	STL 950/12/5,00-H-G	11663.1	97	STL 950/19/5,08-V-F	13206.1	102
STL 1550/9/3,50-H-G	11918.1	90	STL 950/12/5,00-V	11525.1	96	STL 950/19/5,08-V-G	11647.1	101
STL 1550/9/3,50-V-F	13760.1	91	STL 950/12/5,00-V-F	13241.1	98	STL 950/2/5,00-H	11561.1	96
STL 1550/9/3,50-V-G	11884.1	90	STL 950/12/5,00-V-G	11617.1	99	STL 950/2/5,00-H-F	11781.1	98
STL 1550/9/3,81-H-F	13813.1	93	STL 950/12/5,08-H	11594.1	100	STL 950/2/5,00-H-G	11653.1	97
STL 1550/9/3,81-H-G	11937.1	92	STL 950/12/5,08-H-G	11686.1	101	STL 950/2/5,00-V	11515.1	96
STL 1550/9/3,81-V-F	13794.1	93	STL 950/12/5,08-V	11548.1	100	STL 950/2/5,00-V-F	12201.1	98
STL 1550/9/3,81-V-G	11903.1	92	STL 950/12/5,08-V-F	13199.1	102	STL 950/2/5,00-V-G	11607.1	99
STL 1570/10/3,81-H-G	11972.1	95	STL 950/12/5,08-V-G	11640.1	101	STL 950/2/5,08-G-L	13154.1	119
STL 1570/10/3,81-V-G	11953.1	95	STL 950/12/5,08-H-F	13269.1	102	STL 950/2/5,08-H	11584.1	100
STL 1570/11/3,81-H-G	11973.1	95	STL 950/13/5,00-H	11572.1	96	STL 950/2/5,08-H-F	11790.1	102
STL 1570/11/3,81-V-G	11954.1	95	STL 950/13/5,00-H-F	13256.1	98	STL 950/2/5,08-H-G	11676.1	101
STL 1570/12/3,81-H-G	11974.1	95	STL 950/13/5,00-H-G	11664.1	97	STL 950/2/5,08-V	11538.1	100
STL 1570/12/3,81-V-G	11955.1	95	STL 950/13/5,00-V	11526.1	96	STL 950/2/5,08-V-F	12210.1	102
STL 1570/13/3,81-H-F	11975.1	95	STL 950/13/5,00-V-F	13242.1	98	STL 950/2/5,08-V-G	11630.1	101
STL 1570/13/3,81-V-G	11956.1	95	STL 950/13/5,00-V-G	11618.1	99	STL 950/2/5,08-V-G-L	13871.1	119
STL 1570/14/3,81-H-G	11976.1	95	STL 950/13/5,08-H	11595.1	100	STL 950/20/5,00-H	11579.1	96
STL 1570/14/3,81-V-G	11957.1	95	STL 950/13/5,08-H-F	13270.1	102	STL 950/20/5,00-H-F	13263.1	98
STL 1570/15/3,81-H-G	11977.1	95	STL 950/13/5,08-H-G	11687.1	101	STL 950/20/5,00-H-G	11671.1	97
STL 1570/15/3,81-V-G	11958.1	95	STL 950/13/5,08-V	11549.1	100	STL 950/20/5,00-V	11533.1	96
STL 1570/16/3,81-H-G	11978.1	95	STL 950/13/5,08-V-F	13200.1	102	STL 950/20/5,00-V-F	13249.1	98
STL 1570/16/3,81-V-G	11959.1	95	STL 950/13/5,08-V-G	11641.1	101	STL 950/20/5,00-V-G	11625.1	99
STL 1570/17/3,81-H-G	11979.1	95	STL 950/14/5,00-H	11573.1	96	STL 950/20/5,08-H	11602.1	100
STL 1570/17/3,81-V-G	11960.1	95	STL 950/14/5,00-H-F	13257.1	98	STL 950/20/5,08-H-F	13277.1	102
STL 1570/18/3,81-H-G	11980.1	95	STL 950/14/5,00-H-G	11665.1	97	STL 950/20/5,08-H-G	11694.1	101
STL 1570/18/3,81-V-G	11961.1	95	STL 950/14/5,00-V	11527.1	96	STL 950/20/5,08-V	11556.1	100
STL 1570/19/3,81-H-G	11981.1	95	STL 950/14/5,00-V-F	13243.1	98	STL 950/20/5,08-V-F	13207.1	102
STL 1570/19/3,81-V-G	11962.1	95	STL 950/14/5,00-V-G	11619.1	99	STL 950/20/5,08-V-G	11648.1	101
STL 1570/2/3,81-H-G	11964.1	95	STL 950/14/5,08-H	11596.1	100	STL 950/21/5,00-H	11580.1	96
STL 1570/2/3,81-V-G	11945.1	95	STL 950/14/5,08-H-F	13271.1	102	STL 950/21/5,00-H-F	13264.1	98
STL 1570/20/3,81-H-G	11982.1	95	STL 950/14/5,08-H-G	11688.1	101	STL 950/21/5,00-H-G	11672.1	97
STL 1570/20/3,81-V-G	11963.1	95	STL 950/14/5,08-V	11550.1	100	STL 950/21/5,00-V	11534.1	96
STL 1570/3/3,81-H-G	11965.1	95	STL 950/14/5,08-V-F	13201.1	102	STL 950/21/5,00-V-F	13250.1	98
STL 1570/3/3,81-V-G	11946.1	95	STL 950/14/5,08-V-G	11642.1	101	STL 950/21/5,00-V-G	11626.1	99
STL 1570/4/3,81-H-G	11966.1	95	STL 950/15/5,00-H	11574.1	96	STL 950/21/5,08-H	11603.1	100
STL 1570/4/3,81-V-G	11947.1	95	STL 950/15/5,00-H-F	13258.1	98	STL 950/21/5,08-H-F	13278.1	102
STL 1570/5/3,81-H-G	11967.1	95	STL 950/15/5,00-H-G	11666.1	97	STL 950/21/5,08-H-G	11695.1	101
STL 1570/5/3,81-V-G	11948.1	95	STL 950/15/5,00-V	11528.1	96	STL 950/21/5,08-V	11557.1	100
STL 1570/6/3,81-H-G	11968.1	95	STL 950/15/5,00-V-F	13244.1	98	STL 950/21/5,08-V-F	13208.1	102
STL 1570/6/3,81-V-G	11949.1	95	STL 950/15/5,00-V-G	11620.1	99	STL 950/21/5,08-V-G	11649.1	101
STL 1570/7/3,81-H-G	11969.1	95	STL 950/15/5,08-H	11597.1	100	STL 950/22/5,00-H	11581.1	96
STL 1570/7/3,81-V-G	11950.1	95	STL 950/15/5,08-H-F	13272.1	102	STL 950/22/5,00-H-F	13265.1	98
STL 1570/8/3,81-H-G	11970.1	95	STL 950/15/5,08-H-G	11689.1	101	STL 950/22/5,00-H-G	11673.1	97
STL 1570/8/3,81-V-G	11951.1	95	STL 950/15/5,08-V	11551.1	100	STL 950/22/5,00-V	11535.1	96
STL 1570/9/3,81-H-G	11971.1	95	STL 950/15/5,08-V-F	13202.1	102	STL 950/22/5,00-V-F	13251.1	98
STL 1570/9/3,81-V-G	11952.1	95	STL 950/15/5,08-V-G	11643.1	101	STL 950/22/5,00-V-G	11627.1	99
STL 1590/10/3,81-G	11991.1	94	STL 950/16/5,00-H	11575.1	96	STL 950/22/5,08-H	11604.1	100
STL 1590/11/3,81-G	11992.1	94	STL 950/16/5,00-H-F	13259.1	98	STL 950/22/5,08-H-F	13279.1	102
STL 1590/12/3,81-G	11993.1	94	STL 950/16/5,00-H-G	11667.1	97	STL 950/22/5,08-H-G	11696.1	101
STL 1590/13/3,81-G	11994.1	94	STL 950/16/5,00-V	11529.1	96	STL 950/22/5,08-V	11558.1	100
STL 1590/14/3,81-G	11995.1	94	STL 950/16/5,00-V-F	13245.1	98	STL 950/22/5,08-V-F	13209.1	102
STL 1590/15/3,81-G	11996.1	94	STL 950/16/5,00-V-G	11621.1	99	STL 950/22/5,08-V-G	11650.1	101
STL 1590/16/3,81-G	11997.1	94	STL 950/16/5,08-H	11598.1	100	STL 950/23/5,00-H	11582.1	96
STL 1590/17/3,81-G	11998.1	94	STL 950/16/5,08-H-F	13273.1	102	STL 950/23/5,00-H-F	13266.1	98
STL 1590/18/3,81-G	11999.1	94	STL 950/16/5,08-H-G	11690.1	101	STL 950/23/5,00-H-G	11674.1	97
STL 1590/19/3,81-G	12000.1	94	STL 950/16/5,08-V	11552.1	100	STL 950/23/5,00-V	11536.1	96
STL 1590/2/3,81-G	11983.1	94	STL 950/16/5,08-V-F	13203.1	102	STL 950/23/5,00-V-F	13252.1	98
STL 1590/20/3,81-G	12001.1	94	STL 950/16/5,08-V-G	11644.1	101	STL 950/23/5,00-V-G	11628.1	99
STL 1590/3/3,81-G	11984.1	94	STL 950/17/5,00-H	11576.1	96	STL 950/23/5,08-H	11605.1	100
STL 1590/4/3,81-G	11985.1	94	STL 950/17/5,00-H-F	13260.1	98	STL 950/23/5,08-H-F	13280.1	102
STL 1590/5/3,81-G	11986.1	94	STL 950/17/5,00-H-G	11668.1	97	STL 950/23/5,08-H-G	11697.1	101
STL 1590/6/3,81-G	11987.1	94	STL 950/17/5,00-V	11530.1	96	STL 950/23/5,08-V	11559.1	100
STL 1590/7/3,81-G	11988.1	94	STL 950/17/5,00-V-F	13246.1	98	STL 950/23/5,08-V-F	13210.1	102
STL 1590/8/3,81-G	11989.1	94	STL 950/17/5,00-V-G	11622.1	99	STL 950/23/5,08-V-G	11651.1	101
STL 1590/9/3,81-G	11990.1	94	STL 950/17/5,08-H	11599.1	100	STL 950/24/5,00-H	11583.1	96
STL 950/10/5,00-H	11569.1	96	STL 950/17/5,08-H-F	13274.1	102	STL 950/24/5,00-H-F	13274.1	98
STL 950/10/5,00-H-F	11789.1	98	STL 950/17/5,08-H-G	11691.1	101	STL 950/24/5,00-H-G	11675.1	97
STL 950/10/5,00-H-G	11661.1	97	STL 950/17/5,08-V	11553.1	100	STL 950/24/5,00-V	11537.1	96
STL 950/10/5,00-V	11523.1	96	STL 950/17/5,08-V-F	13204.1	102	STL 950/24/5,00-V-F	13253.1	98
STL 950/10/5,00-V-F	12209.1	98	STL 950/17/5,08-V-G	11645.1	101	STL 950/24/5,00-V-G	11629.1	99
STL 950/10/5,00-V-G	11615.1	99	STL 950/18/5,00-H	11577.1	96	STL 950/24/5,08-H	11606.1	100
STL 950/10/5,08-G-L	13162.1	119	STL 950/18/5,00-H-F	13261.1	98	STL 950/24/5,08-H-F	13281.1	102
STL 950/10/5,08-H	11592.1	100	STL 950/18/5,00-H-G	11669.1	97	STL 950/24/5,08-H-G	11698.1	101

Types	Cat.-No.	Page	Types	Cat.-No.	Page	Types	Cat.-No.	Page
STL 950/24/5,08-V	11560.1	100	STL 950/9/5,00-V-G	11614.1	99	STL 970/15/5,08-H	12752.1	104
STL 950/24/5,08-V-F	13211.1	102	STL 950/9/5,08-G-L	13161.1	119	STL 970/15/5,08-V	12740.1	104
STL 950/24/5,08-V-G	11652.1	101	STL 950/9/5,08-H	11591.1	100	STL 970/16/5,08-H	12753.1	104
STL 950/3/5,00-H	11562.1	96	STL 950/9/5,08-H-F	11797.1	102	STL 970/16/5,08-V	12741.1	104
STL 950/3/5,00-H-F	11782.1	98	STL 950/9/5,08-H-G	11683.1	101	STL 970/17/5,08-H	12754.1	104
STL 950/3/5,00-H-G	11654.1	97	STL 950/9/5,08-V	11545.1	100	STL 970/17/5,08-V	12742.1	104
STL 950/3/5,00-V	11516.1	96	STL 950/9/5,08-V-F	12217.1	102	STL 970/18/5,08-H	12755.1	104
STL 950/3/5,00-V-F	12202.1	98	STL 950/9/5,08-V-G	11637.1	101	STL 970/18/5,08-V	12743.1	104
STL 950/3/5,00-V-G	11608.1	99	STL 950/9/5,08-V-G-L	13878.1	119	STL 970/19/5,08-H	12756.1	104
STL 950/3/5,08-G-L	13155.1	119	STL 950/10/7,62-V-G-L	13879.1	119	STL 970/19/5,08-V	12744.1	104
STL 950/3/5,08-H	11585.1	100	STL 960/10/7,62-H	11722.1	108	STL 970/2/5,08-H	11770.1	104
STL 950/3/5,08-H-F	11791.1	102	STL 960/10/7,62-H-G	11752.1	109	STL 970/2/5,08-H-F	13462.1	106
STL 950/3/5,08-H-G	11677.1	101	STL 960/10/7,62-V	11707.1	108	STL 970/2/5,08-H-G	13440.1	105
STL 950/3/5,08-V-F	12211.1	102	STL 960/10/7,62-V-G	11737.1	109	STL 970/2/5,08-V	11759.1	104
STL 950/3/5,08-V-G	11631.1	101	STL 960/11/7,62-H	11723.1	108	STL 970/2/5,08-V-F	13451.1	106
STL 950/3/5,08-V-G-L	13872.1	119	STL 960/11/7,62-H-G	11753.1	109	STL 970/2/5,08-V-G	13429.1	105
STL 950/3/5,08-V	11539.1	102	STL 960/11/7,62-V	11708.1	108	STL 970/20/5,08-H	12757.1	104
STL 950/4/5,00-H	11563.1	96	STL 960/11/7,62-V-G	11738.1	109	STL 970/20/5,08-V	12745.1	104
STL 950/4/5,00-H-F	11783.1	98	STL 960/12/7,62-H	11724.1	108	STL 970/21/5,08-H	12758.1	104
STL 950/4/5,00-H-G	11655.1	97	STL 960/12/7,62-H-G	11754.1	109	STL 970/21/5,08-V	12746.1	104
STL 950/4/5,00-V	11517.1	96	STL 960/12/7,62-V	11709.1	108	STL 970/22/5,08-H	12759.1	104
STL 950/4/5,00-V-F	12203.1	98	STL 960/12/7,62-V-G	11739.1	109	STL 970/22/5,08-V	12747.1	104
STL 950/4/5,00-V-G	11609.1	99	STL 960/13/7,62-H	11725.1	108	STL 970/23/5,08-H	12760.1	104
STL 950/4/5,08-G-L	13156.1	119	STL 960/13/7,62-H-G	11755.1	109	STL 970/23/5,08-V	12748.1	104
STL 950/4/5,08-H	11586.1	100	STL 960/13/7,62-V	11710.1	108	STL 970/24/5,08-H	12761.1	104
STL 950/4/5,08-H-F	11792.1	102	STL 960/13/7,62-V-G	11740.1	109	STL 970/24/5,08-V	12749.1	104
STL 950/4/5,08-H-G	11678.1	101	STL 960/14/7,62-H	11726.1	108	STL 970/3/5,08-H	11771.1	104
STL 950/4/5,08-V	11540.1	100	STL 960/14/7,62-H-G	11756.1	109	STL 970/3/5,08-H-F	13463.1	104
STL 950/4/5,08-V-F	12212.1	102	STL 960/14/7,62-V	11711.1	108	STL 970/3/5,08-H-G	13441.1	105
STL 950/4/5,08-V-G	11632.1	101	STL 960/14/7,62-V-G	11741.1	109	STL 970/3/5,08-V	11760.1	104
STL 950/4/5,08-V-G-L	13873.1	119	STL 960/15/7,62-H	11727.1	108	STL 970/3/5,08-V-F	13452.1	106
STL 950/5/5,00-H	11564.1	96	STL 960/15/7,62-H-G	11757.1	109	STL 970/3/5,08-V-G	13430.1	105
STL 950/5/5,00-H-F	11784.1	98	STL 960/15/7,62-V	11712.1	108	STL 970/4/5,08-H	11772.1	104
STL 950/5/5,00-H-G	11656.1	97	STL 960/15/7,62-V-G	11742.1	109	STL 970/4/5,08-H-F	13464.1	106
STL 950/5/5,00-V	11518.1	96	STL 960/16/7,62-H	11728.1	108	STL 970/4/5,08-H-G	13442.1	105
STL 950/5/5,00-V-F	12204.1	98	STL 960/16/7,62-H-G	11758.1	109	STL 970/4/5,08-V	11761.1	104
STL 950/5/5,00-V-G	11610.1	99	STL 960/16/7,62-V	11713.1	108	STL 970/4/5,08-V-F	13453.1	106
STL 950/5/5,08-G-L	13157.1	119	STL 960/16/7,62-V-G	11743.1	109	STL 970/4/5,08-V-G	13431.1	105
STL 950/5/5,08-H	11587.1	100	STL 960/2/7,62-H	11714.1	108	STL 970/5/5,08-H	11773.1	104
STL 950/5/5,08-H-F	11793.1	102	STL 960/2/7,62-H-G	11744.1	109	STL 970/5/5,08-H-F	13465.1	106
STL 950/5/5,08-H-G	11679.1	101	STL 960/2/7,62-V	11699.1	108	STL 970/5/5,08-H-G	13443.1	105
STL 950/5/5,08-V	11541.1	100	STL 960/2/7,62-V-G	11729.1	109	STL 970/5/5,08-V	11762.1	104
STL 950/5/5,08-V-F	12213.1	102	STL 960/3/7,62-H	11715.1	108	STL 970/5/5,08-V-F	13454.1	106
STL 950/5/5,08-V-G	11633.1	101	STL 960/3/7,62-H-G	11745.1	109	STL 970/5/5,08-V-G	13432.1	105
STL 950/5/5,08-V-G-L	13874.1	119	STL 960/3/7,62-V	11700.1	108	STL 970/6/5,08-H	11774.1	104
STL 950/6/5,00-H	11565.1	96	STL 960/3/7,62-V-G	11730.1	109	STL 970/6/5,08-H-F	13466.1	106
STL 950/6/5,00-H-F	11785.1	99	STL 960/4/7,62-H	11716.1	108	STL 970/6/5,08-H-G	13444.1	105
STL 950/6/5,00-H-G	11657.1	97	STL 960/4/7,62-H-G	11746.1	109	STL 970/6/5,08-V	11763.1	104
STL 950/6/5,00-V	11519.1	96	STL 960/4/7,62-V	11701.1	108	STL 970/6/5,08-V-F	13455.1	106
STL 950/6/5,00-V-F	12205.1	98	STL 960/4/7,62-V-G	11731.1	109	STL 970/6/5,08-V-G	13433.1	105
STL 950/6/5,00-V-G	11611.1	99	STL 960/5/7,62-H	11717.1	108	STL 970/7/5,08-H	11775.1	104
STL 950/6/5,08-G-L	13158.1	119	STL 960/5/7,62-H-G	11747.1	109	STL 970/7/5,08-H-F	13467.1	106
STL 950/6/5,08-H	11588.1	100	STL 960/5/7,62-V	11702.1	108	STL 970/7/5,08-H-G	13445.1	105
STL 950/6/5,08-H-F	11794.1	102	STL 960/5/7,62-V-G	11732.1	109	STL 970/7/5,08-V	11764.1	104
STL 950/6/5,08-H-G	11680.1	101	STL 960/6/7,62-H	11718.1	108	STL 970/7/5,08-V-F	13456.1	106
STL 950/6/5,08-V	11542.1	100	STL 960/6/7,62-H-G	11748.1	109	STL 970/7/5,08-V-G	13434.1	105
STL 950/6/5,08-V-F	12214.1	102	STL 960/6/7,62-V	11703.1	108	STL 970/8/5,08-H	11776.1	104
STL 950/6/5,08-V-G	11634.1	101	STL 960/6/7,62-V-G	11733.1	109	STL 970/8/5,08-H-F	13468.1	106
STL 950/6/5,08-V-G-L	13875.1	119	STL 960/7/7,62-H	11719.1	108	STL 970/8/5,08-H-G	13446.1	105
STL 950/7/5,00-H	11566.1	96	STL 960/7/7,62-H-G	11749.1	109	STL 970/8/5,08-V	11765.1	104
STL 950/7/5,00-H-F	11786.1	98	STL 960/7/7,62-V	11704.1	108	STL 970/8/5,08-V-F	13457.1	106
STL 950/7/5,00-H-G	11658.1	97	STL 960/7/7,62-V-G	11734.1	109	STL 970/8/5,08-V-G	13435.1	105
STL 950/7/5,00-V	11520.1	96	STL 960/8/7,62-H	11720.1	108	STL 970/9/5,08-H	11777.1	104
STL 950/7/5,00-V-F	12206.1	98	STL 960/8/7,62-H-G	11750.1	109	STL 970/9/5,08-H-F	13469.1	106
STL 950/7/5,00-V-G	11612.1	99	STL 960/8/7,62-V	11705.1	108	STL 970/9/5,08-H-G	13447.1	105
STL 950/7/5,08-G-L	13159.1	119	STL 960/8/7,62-V-G	11735.1	109	STL 970/9/5,08-V	11766.1	104
STL 950/7/5,08-H	11589.1	100	STL 960/9/7,62-H	11721.1	108	STL 970/9/5,08-V-F	13458.1	106
STL 950/7/5,08-H-F	11795.1	102	STL 960/9/7,62-H-G	11751.1	109	STL 970/9/5,08-V-G	13436.1	105
STL 950/7/5,08-H-G	11681.1	101	STL 960/9/7,62-V	11706.1	108	STL 975/10/5,00-H-G	11830.1	99
STL 950/7/5,08-V	11543.1	100	STL 960/9/7,62-V-G	11736.1	109	STL 975/10/5,00-V-G	11807.1	99
STL 950/7/5,08-V-F	12215.1	102	STL 970/10/5,08-H	11778.1	104	STL 975/11/5,00-H-G	11831.1	99
STL 950/7/5,08-V-G	11635.1	101	STL 970/10/5,08-H-F	13470.1	106	STL 975/11/5,00-V-G	11808.1	99
STL 950/7/5,08-V-G-L	13876.1	119	STL 970/10/5,08-H-G	13448.1	105	STL 975/12/5,00-H-G	11832.1	99
STL 950/8/5,00-H	11567.1	96	STL 970/10/5,08-V	11767.1	104	STL 975/12/5,00-V-G	11809.1	99
STL 950/8/5,00-H-F	11787.1	98	STL 970/10/5,08-V-F	13459.1	106	STL 975/13/5,00-H-G	11833.1	99
STL 950/8/5,00-H-G	11659.1	97	STL 970/10/5,08-V-G	13437.1	105	STL 975/13/5,00-V-G	11810.1	99
STL 950/8/5,00-V	11521.1	96	STL 970/11/5,08-H	11779.1	104	STL 975/14/5,00-H-G	11834.1	99
STL 950/8/5,00-V-F	12207.1	98	STL 970/11/5,08-H-F	13471.1	105	STL 975/14/5,00-V-G	11811.1	99
STL 950/8/5,00-V-G	11613.1	99	STL 970/11/5,08-H-G	13449.1	105	STL 975/15/5,00-H-G	11835.1	99
STL 950/8/5,08-G-L	13160.1	119	STL 970/11/5,08-V	11768.1	104	STL 975/15/5,00-V-G	11812.1	99
STL 950/8/5,08-H	11590.1	100	STL 970/11/5,08-V-F	13460.1	106	STL 975/16/5,00-H-G	11836.1	99
STL 950/8/5,08-H-F	11796.1	102	STL 970/11/5,08-V-G	13438.1	105	STL 975/16/5,00-V-G	11813.1	99
STL 950/8/5,08-H-G	11682.1	101	STL 970/12/5,08-H	11780.1	104	STL 975/17/5,00-H-G	11837.1	99
STL 950/8/5,08-V	11544.1	100	STL 970/12/5,08-H-F	13472.1	106	STL 975/17/5,00-V-G	11814.1	99
STL 950/8/5,08-V-F	12216.1	102	STL 970/12/5,08-H-G	13450.1	105	STL 975/18/5,00-H-G	11838.1	99
STL 950/8/5,08-V-G	11636.1	101	STL 970/12/5,08-V	11769.1	104	STL 975/18/5,00-V-G	11815.1	99
STL 950/8/5,08-V-G-L	13877.1	119	STL 970/12/5,08-V-F	13461.1	106	STL 975/19/5,00-H-G	11839.1	99
STL 950/9/5,00-H	11568.1	96	STL 970/12/5,08-V-G	13439.1	105	STL 975/19/5,00-V-G	11816.1	99
STL 950/9/5,00-H-F	11788.1	98	STL 970/13/5,08-H	12750.1	104	STL 975/2/5,00-H-G	11822.1	99
STL 950/9/5,00-H-G	11660.1	97	STL 970/13/5,08-V	12738.1	104	STL 975/2/5,00-V-G	11799.1	99
STL 950/9/5,00-V	11522.1	96	STL 970/14/5,08-H	12751.1	104	STL 975/20/5,00-H-G	11840.1	99
STL 950/9/5,00-V-F	12208.1	98	STL 970/14/5,08-V	12739.1	104	STL 975/20/5,00-V-G	11817.1	99

Order numbers and types *numerical*

Cat.-No.	Types	Page	Cat.-No.	Types	Page	Cat.-No.	Types	Page
2 000								
2094.0	BS-1	127	3839.0	BW/9 (FRK)	119	5075.3	PK 2,5/5/7,62 orange	41
2385.0	BS/AD (M 2,9x6,5 DIN 7981)	130	3840.0	BW/10 (FRK)	119	5076.1	PK 2,5/6/7,62 green	41
2960.0	BK 1-12/5,08/3,3	129				5076.3	PK 2,5/6/7,62 orange	41
2961.0	BK 13-24/5,08/3,3	129	4 000			5077.1	PK 2,5/7/7,62 green	41
2979.0	BK 2,50/2,8 FW 0-9	127	4560.0	BS/RS	131	5077.3	PK 2,5/7/7,62 orange	41
2980.0	BK 2,50/2,8 FW 1-10	127				5078.1	PK 2,5/8/7,62 green	41
2981.0	BK 2,50/2,8 FW 11-20	127	5 000			5078.3	PK 2,5/8/7,62 orange	41
2982.0	BK 2,50/2,8 FW 21-30	127	5002.1	PK 2,5/2/5,00 green	29	5079.1	PK 2,5/9/7,62 green	41
2983.0	BK 2,50/2,8 FW 31-40	127	5002.3	PK 2,5/2/5,00 orange	29	5079.3	PK 2,5/9/7,62 orange	41
2984.0	BK 2,54/2,8 FW 0-9	127	5003.1	PK 2,5/3/5,00 green	29	5080.1	PK 2,5/10/7,62 green	41
2985.0	BK 2,54/2,8 FW 1-10	127	5003.3	PK 2,5/3/5,00 orange	29	5080.3	PK 2,5/10/7,62 orange	41
2986.0	BK 2,54/2,8 FW 11-20	127	5004.1	PK 2,5/4/5,00 green	29	5081.1	PK 2,5/11/7,62 green	41
2987.0	BK 2,54/2,8 FW 21-30	127	5004.3	PK 2,5/4/5,00 orange	29	5081.3	PK 2,5/11/7,62 orange	41
2988.0	BK 2,54/2,8 FW 31-40	127	5005.1	PK 2,5/5/5,00 green	29	5082.1	PK 2,5/12/7,62 green	41
			5005.3	PK 2,5/5/5,00 orange	29	5082.3	PK 2,5/12/7,62 orange	41
3 000			5006.1	PK 2,5/6/5,00 green	29	5083.1	PK 2,5/13/7,62 green	41
3015.0	BK 3,50/2,8 FW 0-9	127	5006.3	PK 2,5/6/5,00 orange	29	5083.3	PK 2,5/13/7,62 orange	41
3016.0	BK 3,50/2,8 FW 1-10	127	5007.1	PK 2,5/7/5,00 green	29	5084.1	PK 2,5/14/7,62 green	41
3017.0	BK 3,50/2,8 FW 11-20	127	5007.3	PK 2,5/7/5,00 orange	29	5084.3	PK 2,5/14/7,62 orange	41
3018.0	BK 3,50/2,8 FW 21-30	127	5008.1	PK 2,5/8/5,00 green	29	5085.1	PK 2,5/15/7,62 green	41
3019.0	BK 3,50/2,8 FW 31-40	127	5008.3	PK 2,5/8/5,00 orange	29	5085.3	PK 2,5/15/7,62 orange	41
3032.0	BK 3,81/2,8 FW 0-9	127	5009.1	PK 2,5/9/5,00 green	29	5086.1	PK 2,5/16/7,62 green	41
3033.0	BK 3,81/2,8 FW 1-10	127	5009.3	PK 2,5/9/5,00 orange	29	5086.3	PK 2,5/16/7,62 orange	41
3034.0	BK 3,81/2,8 FW 11-20	127	5010.1	PK 2,5/10/5,00 green	29	5102.1	PK 2,5/2/5,08 green	35
3035.0	BK 3,81/2,8 FW 21-30	127	5010.3	PK 2,5/10/5,00 orange	29	5102.3	PK 2,5/2/5,08 orange	35
3036.0	BK 3,81/2,8 FW 31-40	127	5011.1	PK 2,5/11/5,00 green	29	5103.1	PK 2,5/3/5,08 green	35
3133.3	AP 0/TS	131	5011.3	PK 2,5/11/5,00 orange	29	5103.3	PK 2,5/3/5,08 orange	35
3134.0	AP 0/D	131	5012.1	PK 2,5/12/5,00 green	29	5104.1	PK 2,5/4/5,08 green	35
3136.0	BK 5,08/2,8 FW 0-9	128	5012.3	PK 2,5/12/5,00 orange	29	5104.3	PK 2,5/4/5,08 orange	35
3137.0	BK 5,08/2,8 FW 1-10	128	5013.1	PK 2,5/13/5,00 green	29	5105.1	PK 2,5/5/5,08 green	35
3138.0	BK 5,08/2,8 FW 11-20	128	5013.3	PK 2,5/13/5,00 orange	29	5105.3	PK 2,5/5/5,08 orange	35
3139.0	BK 5,08/2,8 FW 21-30	128	5014.1	PK 2,5/14/5,00 green	29	5106.1	PK 2,5/6/5,08 green	35
3140.0	BK 5,08/2,8 FW 31-40	128	5014.3	PK 2,5/14/5,00 orange	29	5106.3	PK 2,5/6/5,08 orange	35
3141.0	BK 5,00/3,8 FW 0-9	128	5015.1	PK 2,5/15/5,00 green	29	5107.1	PK 2,5/7/5,08 green	35
3142.0	BK 5,00/3,8 FW 1-10	128	5015.3	PK 2,5/15/5,00 orange	29	5107.3	PK 2,5/7/5,08 orange	35
3143.0	BK 5,00/3,8 FW 11-20	128	5016.1	PK 2,5/16/5,00 green	29	5108.1	PK 2,5/8/5,08 green	35
3144.0	BK 5,00/3,8 FW 21-30	128	5016.3	PK 2,5/16/5,00 orange	29	5108.3	PK 2,5/8/5,08 orange	35
3145.0	BK 5,00/3,8 FW 31-40	128	5017.1	PK 2,5/17/5,00 green	29	5109.1	PK 2,5/9/5,08 green	35
3146.0	BK 5,08/3,8 FW 0-9	128	5017.3	PK 2,5/17/5,00 orange	29	5109.3	PK 2,5/9/5,08 orange	35
3147.0	BK 5,08/3,8 FW 1-10	128	5018.1	PK 2,5/18/5,00 green	29	5110.1	PK 2,5/10/5,08 green	35
3148.0	BK 5,08/3,8 FW 11-20	128	5018.3	PK 2,5/18/5,00 orange	29	5110.3	PK 2,5/10/5,08 orange	35
3149.0	BK 5,08/3,8 FW 21-30	128	5019.1	PK 2,5/19/5,00 green	29	5111.1	PK 2,5/11/5,08 green	35
3150.0	BK 5,08/3,8 FW 31-40	128	5019.3	PK 2,5/19/5,00 orange	29	5111.3	PK 2,5/11/5,08 orange	35
3151.0	BK 7,50/3,8 FW 0-9	129	5020.1	PK 2,5/20/5,00 green	29	5112.1	PK 2,5/12/5,08 green	35
3152.0	BK 7,50/3,8 FW 1-10	129	5020.3	PK 2,5/20/5,00 orange	29	5112.3	PK 2,5/12/5,08 orange	35
3153.0	BK 7,50/3,8 FW 11-20	129	5021.1	PK 2,5/21/5,00 green	29	5113.1	PK 2,5/13/5,08 green	35
3154.0	BK 7,50/3,8 FW 21-30	129	5021.3	PK 2,5/21/5,00 orange	29	5113.3	PK 2,5/13/5,08 orange	35
3155.0	BK 7,50/3,8 FW 31-40	129	5022.1	PK 2,5/22/5,00 green	29	5114.1	PK 2,5/14/5,08 green	35
3156.0	BK 7,62/3,8 FW 0-9	129	5022.3	PK 2,5/22/5,00 orange	29	5114.3	PK 2,5/14/5,08 orange	35
3157.0	BK 7,62/3,8 FW 1-10	129	5023.1	PK 2,5/23/5,00 green	29	5115.1	PK 2,5/15/5,08 green	35
3158.0	BK 7,62/3,8 FW 11-20	129	5023.3	PK 2,5/23/5,00 orange	29	5115.3	PK 2,5/15/5,08 orange	35
3159.0	BK 7,62/3,8 FW 21-30	129	5024.1	PK 2,5/24/5,00 green	29	5116.1	PK 2,5/16/5,08 green	35
3160.0	BK 7,62/3,8 FW 31-40	129	5024.3	PK 2,5/24/5,00 orange	29	5116.3	PK 2,5/16/5,08 orange	35
3171.0	BK 2,50/2,8 non printed	127	5052.1	PK 2,5/2/7,50 green	39	5117.1	PK 2,5/17/5,08 green	35
3172.0	BK 2,54/2,8 non printed	127	5052.3	PK 2,5/2/7,50 orange	39	5117.3	PK 2,5/17/5,08 orange	35
3173.0	BK 3,50/2,8 non printed	127	5053.1	PK 2,5/3/7,50 green	39	5118.1	PK 2,5/18/5,08 green	35
3174.0	BK 3,81/2,8 non printed	127	5053.3	PK 2,5/3/7,50 orange	39	5118.3	PK 2,5/18/5,08 orange	35
3175.0	BK 5,08/2,8 non printed	128	5054.1	PK 2,5/4/7,50 green	39	5119.1	PK 2,5/19/5,08 green	35
3176.0	BK 5,00/3,8 non printed	128	5054.3	PK 2,5/4/7,50 orange	39	5119.3	PK 2,5/19/5,08 orange	35
3177.0	BK 5,08/3,8 non printed	128	5055.1	PK 2,5/5/7,50 green	39	5120.1	PK 2,5/20/5,08 green	35
3178.0	BK 7,50/3,8 non printed	129	5055.3	PK 2,5/5/7,50 orange	39	5120.3	PK 2,5/20/5,08 orange	35
3179.0	BK 7,62/3,8 non printed	129	5056.1	PK 2,5/6/7,50 green	39	5121.1	PK 2,5/21/5,08 green	35
3180.0	BK 2,50/2,8 Special print	127	5056.3	PK 2,5/6/7,50 orange	39	5121.3	PK 2,5/21/5,08 orange	35
3181.0	BK 2,54/2,8 Special print	127	5057.1	PK 2,5/7/7,50 green	39	5122.1	PK 2,5/22/5,08 green	35
3182.0	BK 3,50/2,8 special print	127	5057.3	PK 2,5/7/7,50 orange	39	5122.3	PK 2,5/22/5,08 orange	35
3183.0	BK 3,81/2,8 special print	127	5058.1	PK 2,5/8/7,50 green	39	5123.1	PK 2,5/23/5,08 green	35
3184.0	BK 5,08/2,8 special print	128	5058.3	PK 2,5/8/7,50 orange	39	5123.3	PK 2,5/23/5,08 orange	35
3185.0	BK 5,00/3,8 special print	128	5059.1	PK 2,5/9/7,50 green	39	5124.1	PK 2,5/24/5,08 green	35
3186.0	BK 5,08/3,8 special print	128	5059.3	PK 2,5/9/7,50 orange	39	5124.3	PK 2,5/24/5,08 orange	35
3187.0	BK 7,50/3,8 special print	129	5060.1	PK 2,5/10/7,50 green	39	5204.1	PKDL 2,5/4/5,00 green	33
3188.0	BK 7,62/3,8 special print	129	5060.3	PK 2,5/10/7,50 orange	39	5204.3	PKDR 2,5/4/5,00	33
3778.0	BW/1	119	5061.1	PK 2,5/11/7,50 green	39	5206.1	PKDL 2,5/6/5,00 green	33
3779.0	BW/2	119	5061.3	PK 2,5/11/7,50 orange	39	5206.3	PKDR 2,5/6/5,00	33
3780.0	BW/3	119	5062.1	PK 2,5/12/7,50 green	39	5208.1	PKDL 2,5/8/5,00 green	33
3781.0	BW/4	119	5062.3	PK 2,5/12/7,50 orange	39	5208.3	PKDR 2,5/8/5,00	33
3782.0	BW/5	119	5063.1	PK 2,5/13/7,50 green	39	5210.1	PKDL 2,5/10/5,00 green	33
3802.0	BW/6	119	5063.3	PK 2,5/13/7,50 orange	39	5210.3	PKDR 2,5/10/5,00	33
3803.0	BW/7	119	5064.1	PK 2,5/14/7,50 green	39	5212.1	PKDL 2,5/12/5,00 green	33
3804.0	BW/8	119	5064.3	PK 2,5/14/7,50 orange	39	5212.3	PKDR 2,5/12/5,00	33
3805.0	BW/9	119	5065.1	PK 2,5/15/7,50 green	39	5214.1	PKDL 2,5/14/5,00 green	33
3806.0	BW/10	119	5065.3	PK 2,5/15/7,50 orange	39	5214.3	PKDR 2,5/14/5,00	33
3831.0	BW/1 (FRK)	119	5066.1	PK 2,5/16/7,50 green	39	5216.1	PKDL 2,5/16/5,00 green	33
3832.0	BW/2 (FRK)	119	5066.3	PK 2,5/16/7,50 orange	39	5216.3	PKDR 2,5/16/5,00	33
3833.0	BW/3 (FRK)	119	5072.1	PK 2,5/2/7,62 green	41	5218.1	PKDL 2,5/18/5,00 green	33
3834.0	BW/4 (FRK)	119	5072.3	PK 2,5/2/7,62 orange	41	5218.3	PKDR 2,5/18/5,00	33
3835.0	BW/5 (FRK)	119	5073.1	PK 2,5/3/7,62 green	41	5220.1	PKDL 2,5/20/5,00 green	33
3836.0	BW/6 (FRK)	119	5073.3	PK 2,5/3/7,62 orange	41	5220.3	PKDR 2,5/20/5,00	33
3837.0	BW/7 (FRK)	119	5074.1	PK 2,5/4/7,62 green	41	5222.		

Cat.-No.	Types	Page	Cat.-No.	Types	Page	Cat.-No.	Types	Page
5224.3	PKDR 2,5/24/5,00	33	10028.1	PK 100/7/10,00-V	25	10074.1	PK 100/4/10,00-H-BL	26
5304.1	PKDL 2,5/4/5,08 green	37	10028.4	PK 100/7/10,00-V d. grey	25	10074.4	PK 100/4/10,00-H-BL d. grey	26
5304.3	PKDR 2,5/4/5,08	37	10029.1	PK 100/8/10,00-V	25	10075.1	PK 100/5/10,00-H-BL	26
5306.1	PKDL 2,5/6/5,08 green	37	10029.4	PK 100/8/10,00-V d. grey	25	10075.4	PK 100/5/10,00-H-BL d. grey	26
5306.3	PKDR 2,5/6/5,08	37	10030.1	PK 100/9/10,00-V	25	10076.1	PK 100/6/10,00-H-BL	26
5308.1	PKDL 2,5/8/5,08 green	37	10030.4	PK 100/9/10,00-V d. grey	25	10076.4	PK 100/6/10,00-H-BL d. grey	26
5308.3	PKDR 2,5/8/5,08	37	10031.1	PK 100/10/10,00-V	25	10077.1	PK 104/2/5,00-V	18
5310.1	PKDL 2,5/10/5,08 green	37	10031.4	PK 100/10/10,00-V d. grey	25	10077.4	PK 104/2/5,00-V d. grey	18
5310.3	PKDR 2,5/10/5,08	37	10032.1	PK 100/11/10,00-V	25	10078.1	PK 104/3/5,00-V	18
5312.1	PKDL 2,5/12/5,08 green	37	10032.4	PK 100/11/10,00-V d. grey	25	10078.4	PK 104/3/5,00-V d. grey	18
5312.3	PKDR 2,5/12/5,08	37	10033.1	PK 100/12/10,00-V	25	10079.1	PK 104/4/5,00-V	18
5314.1	PKDL 2,5/14/5,08 green	37	10033.4	PK 100/12/10,00-V d. grey	25	10079.4	PK 104/4/5,00-V d. grey	18
5314.3	PKDR 2,5/14/5,08	37	10034.1	PK 100/2/10,00-H	25	10080.1	PK 104/5/5,00-V	18
5316.1	PKDL 2,5/16/5,08 green	37	10034.4	PK 100/2/10,00-H d. grey	25	10080.4	PK 104/5/5,00-V d. grey	18
5316.3	PKDR 2,5/16/5,08	37	10035.1	PK 100/3/10,00-H	25	10081.1	PK 104/6/5,00-V	18
5318.1	PKDL 2,5/18/5,08 green	37	10035.4	PK 100/3/10,00-H d. grey	25	10081.4	PK 104/6/5,00-V d. grey	18
5318.3	PKDR 2,5/18/5,08	37	10036.1	PK 100/4/10,00-H	25	10082.1	PK 104/7/5,00-V	18
5320.1	PKDL 2,5/20/5,08 green	37	10036.4	PK 100/4/10,00-H d. grey	25	10082.4	PK 104/7/5,00-V d. grey	18
5320.3	PKDR 2,5/20/5,08	37	10037.1	PK 100/5/10,00-H	25	10083.1	PK 104/8/5,00-V	18
5322.1	PKDL 2,5/22/5,08 green	37	10037.4	PK 100/5/10,00-H d. grey	25	10083.4	PK 104/8/5,00-V d. grey	18
5322.3	PKDR 2,5/22/5,08	37	10038.1	PK 100/6/10,00-H	25	10084.1	PK 104/9/5,00-V	18
5324.1	PKDL 2,5/24/5,08 green	37	10038.4	PK 100/6/10,00-H d. grey	25	10084.4	PK 104/9/5,00-V d. grey	18
5324.3	PKDR 2,5/24/5,08	37	10039.1	PK 100/7/10,00-H	25	10085.1	PK 104/10/5,00-V	18
5675.3	RS-SP 0 orange	131	10039.4	PK 100/7/10,00-H d. grey	25	10085.4	PK 104/10/5,00-V d. grey	18
5680.3	RS-SP 1 orange	131	10040.1	PK 100/8/10,00-H	25	10086.1	PK 104/11/5,00-V	18
5681.3	AP 1/TS orange	131	10040.4	PK 100/8/10,00-H d. grey	25	10086.4	PK 104/11/5,00-V d. grey	18
5682.3	AP 1/D orange	131	10041.1	PK 100/9/10,00-H	25	10087.1	PK 104/12/5,00-V	18
5683.3	RF/SP 1 orange	131	10041.4	PK 100/9/10,00-H d. grey	25	10087.4	PK 104/12/5,00-V d. grey	18
5690.3	RS-SP 2 orange	131	10042.1	PK 100/10/10,00-H	25	10088.1	PK 114/2/7,50-V	23
5691.3	AP 2/TS orange	131	10042.4	PK 100/10/10,00-H d. grey	25	10088.4	PK 114/2/7,50-V d. grey	23
5692.3	AP 2/D orange	131	10043.1	PK 100/11/10,00-H	25	10089.1	PK 114/3/7,50-V	23
5693.3	RF/SP 2 orange	131	10043.4	PK 100/11/10,00-H d. grey	25	10089.4	PK 114/3/7,50-V d. grey	23
5891.0	AP/AD 1	131	10044.1	PK 100/12/10,00-H	25	10090.1	PK 114/4/7,50-V	23
5893.0	AD 1	131	10044.4	PK 100/12/10,00-H d. grey	25	10090.4	PK 114/4/7,50-V d. grey	23
5894.0	AD 2	131	10045.1	PK 100/2/5,00-V-BL	17	10091.1	PK 114/5/7,50-V	23
5895.0	AP/AD 2	131	10045.4	PK 100/2/5,00-V-BL d. grey	17	10091.4	PK 114/5/7,50-V d. grey	23
			10046.1	PK 100/3/5,00-V-BL	17	10092.1	PK 114/6/7,50-V	23
			10046.4	PK 100/3/5,00-V-BL d. grey	17	10092.4	PK 114/6/7,50-V d. grey	23
10 000			10047.1	PK 100/4/5,00-V-BL	17	10093.1	PK 114/7/7,50-V	23
10001.1	PK 100/2/5,00-V	16	10047.4	PK 100/4/5,00-V-BL d. grey	17	10093.4	PK 114/7/7,50-V d. grey	23
10001.4	PK 100/2/5,00-V d. grey	16	10048.1	PK 100/5/5,00-V-BL	17	10094.1	PK 114/8/7,50-V	23
10002.1	PK 100/3/5,00-V	16	10048.4	PK 100/5/5,00-V-BL d. grey	17	10094.4	PK 114/8/7,50-V d. grey	23
10002.4	PK 100/3/5,00-V d. grey	16	10049.1	PK 100/6/5,00-V-BL	17	10095.1	PK 114/9/7,50-V	23
10003.1	PK 100/4/5,00-V	16	10049.4	PK 100/6/5,00-V-BL d. grey	17	10095.4	PK 114/9/7,50-V d. grey	23
10003.4	PK 100/4/5,00-V d. grey	16	10050.1	PK 100/7/5,00-V-BL	17	10096.1	PK 114/10/7,50-V	23
10004.1	PK 100/5/5,00-V	16	10050.4	PK 100/7/5,00-V-BL d. grey	17	10096.4	PK 114/10/7,50-V d. grey	23
10004.4	PK 100/5/5,00-V d. grey	16	10051.1	PK 100/8/5,00-V-BL	17	10097.1	PK 114/11/7,50-V	23
10005.1	PK 100/6/5,00-V	16	10051.4	PK 100/8/5,00-V-BL d. grey	17	10097.4	PK 114/11/7,50-V d. grey	23
10005.4	PK 100/6/5,00-V d. grey	16	10052.1	PK 100/9/5,00-V-BL	17	10098.1	PK 114/12/7,50-V	23
10006.1	PK 100/7/5,00-V	16	10052.4	PK 100/9/5,00-V-BL d. grey	17	10098.4	PK 114/12/7,50-V d. grey	23
10006.4	PK 100/7/5,00-V d. grey	16	10053.1	PK 100/10/5,00-V-BL	17	10099.1	PK 110/2/7,50-V	41
10007.1	PK 100/8/5,00-V	16	10053.4	PK 100/10/5,00-V-BL d. grey	17	10099.4	PK 110/2/7,50-V d. grey	41
10007.4	PK 100/8/5,00-V d. grey	16	10054.1	PK 100/11/5,00-V-BL	17	10100.1	PK 110/3/7,50-V	41
10008.1	PK 100/9/5,00-V	16	10054.4	PK 100/11/5,00-V-BL d. grey	17	10100.4	PK 110/3/7,50-V d. grey	41
10008.4	PK 100/9/5,00-V d. grey	16	10055.1	PK 100/12/5,00-V-BL	17	10101.1	PK 110/4/7,50-V	41
10009.1	PK 100/10/5,00-V	16	10055.4	PK 100/12/5,00-V-BL d. grey	17	10101.4	PK 110/4/7,50-V d. grey	41
10009.4	PK 100/10/5,00-V d. grey	16	10056.1	PK 100/2/5,00-H-BL	17	10102.1	PK 110/5/7,50-V	41
10010.1	PK 100/11/5,00-V	16	10056.4	PK 100/2/5,00-H-BL d. grey	17	10102.4	PK 110/5/7,50-V d. grey	41
10010.4	PK 100/11/5,00-V d. grey	16	10057.1	PK 100/3/5,00-H-BL	17	10103.1	PK 110/6/7,50-V	41
10011.1	PK 100/12/5,00-V	16	10057.4	PK 100/3/5,00-H-BL d. grey	17	10103.4	PK 110/6/7,50-V d. grey	41
10011.4	PK 100/12/5,00-V d. grey	16	10058.1	PK 100/4/5,00-H-BL	17	10104.1	PK 110/7/7,50-V	41
10012.1	PK 100/2/5,00-H	16	10058.4	PK 100/4/5,00-H-BL d. grey	17	10104.4	PK 110/7/7,50-V d. grey	41
10012.4	PK 100/2/5,00-H d. grey	16	10059.1	PK 100/5/5,00-H-BL	17	10105.1	PK 110/8/7,50-V	41
10013.1	PK 100/3/5,00-H	16	10059.4	PK 100/5/5,00-H-BL d. grey	17	10105.4	PK 110/8/7,50-V d. grey	41
10013.4	PK 100/3/5,00-H d. grey	16	10060.1	PK 100/6/5,00-H-BL	17	10106.1	PK 110/9/7,50-V	41
10014.1	PK 100/4/5,00-H	16	10060.4	PK 100/6/5,00-H-BL d. grey	17	10106.4	PK 110/9/7,50-V d. grey	41
10014.4	PK 100/4/5,00-H d. grey	16	10061.1	PK 100/7/5,00-H-BL	17	10107.1	PK 110/10/7,50-V	41
10015.1	PK 100/5/5,00-H	16	10061.4	PK 100/7/5,00-H-BL d. grey	17	10107.4	PK 110/10/7,50-V d. grey	41
10015.4	PK 100/5/5,00-H d. grey	16	10062.1	PK 100/8/5,00-H-BL	17	10108.1	PK 110/11/7,50-V	41
10016.1	PK 100/6/5,00-H	16	10062.4	PK 100/8/5,00-H-BL d. grey	17	10108.4	PK 110/11/7,50-V d. grey	41
10016.4	PK 100/6/5,00-H d. grey	16	10063.1	PK 100/9/5,00-H-BL	17	10109.1	PK 110/12/7,50-V	41
10017.1	PK 100/7/5,00-H	16	10063.4	PK 100/9/5,00-H-BL d. grey	17	10109.4	PK 110/12/7,50-V d. grey	41
10017.4	PK 100/7/5,00-H d. grey	16	10064.1	PK 100/10/5,00-H-BL	17	10110.1	PK 110/2/7,50-H	22
10018.1	PK 100/8/5,00-H	16	10064.4	PK 100/10/5,00-H-BL d. grey	17	10110.4	PK 110/2/7,50-H d. grey	22
10018.4	PK 100/8/5,00-H d. grey	16	10065.1	PK 100/11/5,00-H-BL	17	10111.1	PK 110/3/7,50-H	22
10019.1	PK 100/9/5,00-H	16	10065.4	PK 100/11/5,00-H-BL d. grey	17	10111.4	PK 110/3/7,50-H d. grey	22
10019.4	PK 100/9/5,00-H d. grey	16	10066.1	PK 100/12/5,00-H-BL	17	10112.1	PK 110/4/7,50-H	22
10020.1	PK 100/10/5,00-H	16	10066.4	PK 100/12/5,00-H-BL d. grey	17	10112.4	PK 110/4/7,50-H d. grey	22
10020.4	PK 100/10/5,00-H d. grey	16	10067.1	PK 100/2/10,00-V-BL	26	10113.1	PK 110/5/7,50-H	22
10021.1	PK 100/11/5,00-H	16	10067.4	PK 100/2/10,00-V-BL d. grey	26	10113.4	PK 110/5/7,50-H d. grey	22
10021.4	PK 100/11/5,00-H d. grey	16	10068.1	PK 100/3/10,00-V-BL	26	10114.1	PK 110/6/7,50-H	22
10022.1	PK 100/12/5,00-H	16	10068.4	PK 100/3/10,00-V-BL d. grey	26	10114.4	PK 110/6/7,50-H d. grey	22
10022.4	PK 100/12/5,00-H d. grey	16	10069.1	PK 100/4/10,00-V-BL	26	10115.1	PK 110/7/7,50-H	22
10023.1	PK 100/2/10,00-V	25	10069.4	PK 100/4/10,00-V-BL d. grey	26	10115.4	PK 110/7/7,50-H d. grey	22
10023.4	PK 100/2/10,00-V d. grey	25	10070.1	PK 100/5/10,00-V-BL	26	10116.1	PK 110/8/7,50-H	22
10024.1	PK 100/3/10,00-V	25	10070.4	PK 100/5/10,00-V-BL d. grey	26	10116.4	PK 110/8/7,50-H d. grey	22
10024.4	PK 100/3/10,00-V d. grey	25	10071.1	PK 100/6/10,00-V-BL	26	10117.1	PK 110/9/7,50-H	22
10025.1	PK 100/4/10,00-V	25	10071.4	PK 100/6/10,00-V-BL d. grey	26	10117.4	PK 110/9/7,50-H d. grey	22
10025.4	PK 100/4/10,00-V d. grey	25	10072.1	PK 100/2/10,00-H-BL	26	10118.1	PK 110/10/7,50-H	22
10026.1	PK 100/5/10,00-V	25	10072.4	PK 100/2/10,00-H-BL d. grey	26	10118.4	PK 110/10/7,50-H d. grey	22
10026.4	PK 100/5/10,00-V d. grey	25	10073.1	PK 100/3/10,00-H-BL	26	10119.1	PK 110/11/7,50-H	22
10027.1	PK 100/6/10,00-V	25	10073.4	PK 100/3/10,00-H-BL d. grey	26	10119.4	PK 110/11/7,50-H d. grey	22
10027.4	PK 100/6/10,00-V d. grey	25						

Cat.-No.	Types	Page	Cat.-No.	Types	Page	Cat.-No.	Types	Page
10120.1	PK 110/12/7,50-H	22	10166.1	PK 500/3/5,00-H	13	10212.1	PK 500/5/10,00-H	24
10120.4	PK 110/12/7,50-H d. grey	22	10166.4	PK 500/3/5,00-H d. grey	13	10212.4	PK 500/5/10,00-H d. grey	24
10121.1	PK 120/2/5,08-V	20	10167.1	PK 500/4/5,00-H	13	10213.1	PK 500/6/10,00-H	24
10121.4	PK 120/2/5,08-V d. grey	20	10167.4	PK 500/4/5,00-H d. grey	13	10213.4	PK 500/6/10,00-H d. grey	24
10122.1	PK 120/3/5,08-V	20	10168.1	PK 500/5/5,00-H	13	10214.1	PK 500/7/10,00-H	24
10122.4	PK 120/3/5,08-V d. grey	20	10168.4	PK 500/5/5,00-H d. grey	13	10214.4	PK 500/7/10,00-H d. grey	24
10123.1	PK 120/4/5,08-V	20	10169.1	PK 500/6/5,00-H	13	10215.1	PK 500/8/10,00-H	24
10123.4	PK 120/4/5,08-V d. grey	20	10169.4	PK 500/6/5,00-H d. grey	13	10215.4	PK 500/8/10,00-H d. grey	24
10124.1	PK 120/5/5,08-V	20	10170.1	PK 500/7/5,00-H	13	10216.1	PK 500/9/10,00-H	24
10124.4	PK 120/5/5,08-V d. grey	20	10170.4	PK 500/7/5,00-H d. grey	13	10216.4	PK 500/9/10,00-H d. grey	24
10125.1	PK 120/6/5,08-V	20	10171.1	PK 500/8/5,00-H	13	10217.1	PK 500/10/10,00-H	24
10125.4	PK 120/6/5,08-V d. grey	20	10171.4	PK 500/8/5,00-H d. grey	13	10217.4	PK 500/10/10,00-H d. grey	24
10126.1	PK 120/7/5,08-V	20	10172.1	PK 500/9/5,00-H	13	10218.1	PK 500/11/10,00-H	24
10126.4	PK 120/7/5,08-V d. grey	20	10172.4	PK 500/9/5,00-H d. grey	13	10218.4	PK 500/11/10,00-H d. grey	24
10127.1	PK 120/8/5,08-V	20	10173.1	PK 500/10/5,00-H	13	10219.1	PK 500/12/10,00-H	24
10127.4	PK 120/8/5,08-V d. grey	20	10173.4	PK 500/10/5,00-H d. grey	13	10219.4	PK 500/12/10,00-H d. grey	24
10128.1	PK 120/9/5,08-V	20	10174.1	PK 500/11/5,00-H	13	10220.1	PK 500/2/10,16-H	27
10128.4	PK 120/9/5,08-V d. grey	20	10174.4	PK 500/11/5,00-H d. grey	13	10220.4	PK 500/2/10,16-H d. grey	27
10129.1	PK 120/10/5,08-V	20	10175.1	PK 500/12/5,00-H	13	10221.1	PK 500/3/10,16-H	27
10129.4	PK 120/10/5,08-V d. grey	20	10175.4	PK 500/12/5,00-H d. grey	13	10221.4	PK 500/3/10,16-H d. grey	27
10130.1	PK 120/11/5,08-V	20	10176.1	PK 500/2/5,08-H	19	10222.1	PK 500/4/10,16-H	27
10130.4	PK 120/11/5,08-V d. grey	20	10176.4	PK 500/2/5,08-H d. grey	19	10222.4	PK 500/4/10,16-H d. grey	27
10131.1	PK 120/12/5,08-V	20	10177.1	PK 500/3/5,08-H	19	10223.1	PK 500/5/10,16-H	27
10131.4	PK 120/12/5,08-V d. grey	20	10177.4	PK 500/3/5,08-H d. grey	19	10223.4	PK 500/5/10,16-H d. grey	27
10132.1	PK 120/2/5,08-H	20	10178.1	PK 500/4/5,08-H	19	10224.1	PK 500/6/10,16-H	27
10132.4	PK 120/2/5,08-H d. grey	20	10178.4	PK 500/4/5,08-H d. grey	19	10224.4	PK 500/6/10,16-H d. grey	27
10133.1	PK 120/3/5,08-H	20	10179.1	PK 500/5/5,08-H	19	10225.1	PK 500/7/10,16-H	27
10133.4	PK 120/3/5,08-H d. grey	20	10179.4	PK 500/5/5,08-H d. grey	19	10225.4	PK 500/7/10,16-H d. grey	27
10134.1	PK 120/4/5,08-H	20	10180.1	PK 500/6/5,08-H	19	10226.1	PK 500/8/10,16-H	27
10134.4	PK 120/4/5,08-H d. grey	20	10180.4	PK 500/6/5,08-H d. grey	19	10226.4	PK 500/8/10,16-H d. grey	27
10135.1	PK 120/5/5,08-H	20	10181.1	PK 500/7/5,08-H	19	10227.1	PK 500/9/10,16-H	27
10135.4	PK 120/5/5,08-H d. grey	20	10181.4	PK 500/7/5,08-H d. grey	19	10227.4	PK 500/9/10,16-H d. grey	27
10136.1	PK 120/6/5,08-H	20	10182.1	PK 500/8/5,08-H	19	10228.1	PK 500/10/10,16-H	27
10136.4	PK 120/6/5,08-H d. grey	20	10182.4	PK 500/8/5,08-H d. grey	19	10228.4	PK 500/10/10,16-H d. grey	27
10137.1	PK 120/7/5,08-H	20	10183.1	PK 500/9/5,08-H	19	10229.1	PK 500/11/10,16-H	27
10137.4	PK 120/7/5,08-H d. grey	20	10183.4	PK 500/9/5,08-H d. grey	19	10229.4	PK 500/11/10,16-H d. grey	27
10138.1	PK 120/8/5,08-H	20	10184.1	PK 500/10/5,08-H	19	10230.1	PK 500/12/10,16-H	27
10138.4	PK 120/8/5,08-H d. grey	20	10184.4	PK 500/10/5,08-H d. grey	19	10230.4	PK 500/12/10,16-H d. grey	27
10139.1	PK 120/9/5,08-H	20	10185.1	PK 500/11/5,08-H	19	10231.1	PK 500/2/5,00-V-BL	14
10139.4	PK 120/9/5,08-H d. grey	20	10185.4	PK 500/11/5,08-H d. grey	19	10231.4	PK 500/2/5,00-V-BL d. grey	14
10140.1	PK 120/10/5,08-H	20	10186.1	PK 500/12/5,08-H	19	10232.1	PK 500/3/5,00-V-BL	14
10140.4	PK 120/10/5,08-H d. grey	20	10186.4	PK 500/12/5,08-H d. grey	19	10232.4	PK 500/3/5,00-V-BL d. grey	14
10141.1	PK 120/11/5,08-H	20	10187.1	PK 500/2/10,00-V	23	10233.1	PK 500/4/5,00-V-BL	14
10141.4	PK 120/11/5,08-H d. grey	20	10187.4	PK 500/2/10,00-V d. grey	23	10233.4	PK 500/4/5,00-V-BL d. grey	14
10142.1	PK 120/12/5,08-H	20	10188.1	PK 500/3/10,00-V	23	10234.1	PK 500/5/5,00-V-BL	14
10142.4	PK 120/12/5,08-H d. grey	20	10188.4	PK 500/3/10,00-V d. grey	23	10234.4	PK 500/5/5,00-V-BL d. grey	14
10143.1	PK 500/2/5,00-V	13	10189.1	PK 500/4/10,00-V	23	10235.1	PK 500/6/5,00-V-BL	14
10143.4	PK 500/2/5,00-V d. grey	13	10189.4	PK 500/4/10,00-V d. grey	23	10235.4	PK 500/6/5,00-V-BL d. grey	14
10144.1	PK 500/3/5,00-V	13	10190.1	PK 500/5/10,00-V	23	10236.1	PK 500/7/5,00-V-BL	14
10144.4	PK 500/3/5,00-V d. grey	13	10190.4	PK 500/5/10,00-V d. grey	23	10236.4	PK 500/7/5,00-V-BL d. grey	14
10145.1	PK 500/4/5,00-V	13	10191.1	PK 500/6/10,00-V	23	10237.1	PK 500/8/5,00-V-BL	14
10145.4	PK 500/4/5,00-V d. grey	13	10191.4	PK 500/6/10,00-V d. grey	23	10237.4	PK 500/8/5,00-V-BL d. grey	14
10146.1	PK 500/5/5,00-V	13	10192.1	PK 500/7/10,00-V	23	10238.1	PK 500/9/5,00-V-BL	14
10146.4	PK 500/5/5,00-V d. grey	13	10192.4	PK 500/7/10,00-V d. grey	23	10238.4	PK 500/9/5,00-V-BL d. grey	14
10147.1	PK 500/6/5,00-V	13	10193.1	PK 500/8/10,00-V	23	10239.1	PK 500/10/5,00-V-BL	14
10147.4	PK 500/6/5,00-V d. grey	13	10193.4	PK 500/8/10,00-V d. grey	23	10239.4	PK 500/10/5,00-V-BL d. grey	14
10148.1	PK 500/7/5,00-V	13	10194.1	PK 500/9/10,00-V	23	10240.1	PK 500/11/5,00-V-BL	14
10148.4	PK 500/7/5,00-V d. grey	13	10194.4	PK 500/9/10,00-V d. grey	23	10240.4	PK 500/11/5,00-V-BL d. grey	14
10149.1	PK 500/8/5,00-V	13	10195.1	PK 500/10/10,00-V	23	10241.1	PK 500/12/5,00-V-BL	14
10149.4	PK 500/8/5,00-V d. grey	13	10195.4	PK 500/10/10,00-V d. grey	23	10241.4	PK 500/12/5,00-V-BL d. grey	14
10150.1	PK 500/9/5,00-V	13	10196.1	PK 500/11/10,00-V	23	10242.1	PK 500/2/10,00-V-BL	24
10150.4	PK 500/9/5,00-V d. grey	13	10196.4	PK 500/11/10,00-V d. grey	23	10242.4	PK 500/2/10,00-V-BL d. grey	24
10151.1	PK 500/10/5,00-V	13	10197.1	PK 500/12/10,00-V	23	10243.1	PK 500/3/10,00-V-BL	24
10151.4	PK 500/10/5,00-V d. grey	13	10197.4	PK 500/12/10,00-V d. grey	23	10243.4	PK 500/3/10,00-V-BL d. grey	24
10152.1	PK 500/11/5,00-V	13	10198.1	PK 500/2/10,16-V	27	10244.1	PK 500/4/10,00-V-BL	24
10152.4	PK 500/11/5,00-V d. grey	13	10198.4	PK 500/2/10,16-V d. grey	27	10244.4	PK 500/4/10,00-V-BL d. grey	24
10153.1	PK 500/12/5,00-V	13	10199.1	PK 500/3/10,16-V	27	10245.1	PK 500/5/10,00-V-BL	24
10153.4	PK 500/12/5,00-V d. grey	13	10199.4	PK 500/3/10,16-V d. grey	27	10245.4	PK 500/5/10,00-V-BL d. grey	24
10154.1	PK 500/2/5,08-V	19	10200.1	PK 500/4/10,16-V	27	10246.1	PK 500/6/10,00-V-BL	24
10154.4	PK 500/2/5,08-V d. grey	19	10200.4	PK 500/4/10,16-V d. grey	27	10246.4	PK 500/6/10,00-V-BL d. grey	24
10155.1	PK 500/3/5,08-V	19	10201.1	PK 500/5/10,16-V	27	10247.1	PK 550/2/3,50-V	12
10155.4	PK 500/3/5,08-V d. grey	19	10201.4	PK 500/5/10,16-V d. grey	27	10247.4	PK 550/2/3,50-V d. grey	12
10156.1	PK 500/4/5,08-V	19	10202.1	PK 500/6/10,16-V	27	10248.1	PK 550/3/3,50-V	12
10156.4	PK 500/4/5,08-V d. grey	19	10202.4	PK 500/6/10,16-V d. grey	27	10248.4	PK 550/3/3,50-V d. grey	12
10157.1	PK 500/5/5,08-V	19	10203.1	PK 500/7/10,16-V	27	10249.1	PK 550/4/3,50-V	12
10157.4	PK 500/5/5,08-V d. grey	19	10203.4	PK 500/7/10,16-V d. grey	27	10249.4	PK 550/4/3,50-V d. grey	12
10158.1	PK 500/6/5,08-V	19	10204.1	PK 500/8/10,16-V	27	10250.1	PK 550/5/3,50-V	12
10158.4	PK 500/6/5,08-V d. grey	19	10204.4	PK 500/8/10,16-V d. grey	27	10250.4	PK 550/5/3,50-V d. grey	12
10159.1	PK 500/7/5,08-V	19	10205.1	PK 500/9/10,16-V	27	10251.1	PK 550/6/3,50-V	12
10159.4	PK 500/7/5,08-V d. grey	19	10205.4	PK 500/9/10,16-V d. grey	27	10251.4	PK 550/6/3,50-V d. grey	12
10160.1	PK 500/8/5,08-V	19	10206.1	PK 500/10/10,16-V	27	10252.1	PK 550/7/3,50-V	12
10160.4	PK 500/8/5,08-V d. grey	19	10206.4	PK 500/10/10,16-V d. grey	27	10252.4	PK 550/7/3,50-V d. grey	12
10161.1	PK 500/9/5,08-V	19	10207.1	PK 500/11/10,16-V	27	10253.1	PK 550/8/3,50-V	12
10161.4	PK 500/9/5,08-V d. grey	19	10207.4	PK 500/11/10,16-V d. grey	27	10253.4	PK 550/8/3,50-V d. grey	12
10162.1	PK 500/10/5,08-V	19	10208.1	PK 500/12/10,16-V	27	10254.1	PK 550/9/3,50-V	12
10162.4	PK 500/10/5,08-V d. grey	19	10208.4	PK 500/12/10,16-V d. grey	27	10254.4	PK 550/9/3,50-V d. grey	12
10163.1	PK 500/11/5,08-V	19	10209.1	PK 500/2/10,00-H	24	10255.1	PK 550/10/3,50-V	12
10163.4	PK 500/11/5,08-V d. grey	19	10209.4	PK 500/2/10,00-H d. grey	24	10255.4	PK 550/10/3,50-V d. grey	12
10164.1	PK 500/12/5,08-V	19	10210.1	PK 500/3/10,00-H	24	10256.1	PK 550/11/3,50-V	12
10164.4	PK 500/12/5,08-V d. grey	19	10210.4	PK 500/3/10,00-H d. grey	24	10256.4	PK 550/11/3,50-V d. grey	12
10165.1	PK 500/2/5,00-H	13	10211.1	PK 500/4/10,00-H	24	10257.1	PK 550/12/3,50-V	12
10165.4	PK 500/2/5,00-H d. grey	13	10211.4	PK 500/4/10,00-H d. grey	24	10257.4	PK 550/12/3,50-V d. grey	12

Cat.-No.	Types	Page	Cat.-No.	Types	Page	Cat.-No.	Types	Page
10258.1	PK 550/13/3,50-V	12	10306.1	PK 250/6/10,16-V	43	10355.4	PK 300/11/10,16 d. grey	44
10258.4	PK 550/13/3,50-V d. grey	12	10307.1	PK 250/7/10,16-V	43	10356.1	PK 300/12/10,16	44
10259.1	PK 550/14/3,50-V	12	10308.1	PK 250/8/10,16-V	43	10356.4	PK 300/12/10,16 d. grey	44
10259.4	PK 550/14/3,50-V d. grey	12	10309.1	PK 250/9/10,16-V	43	10357.1	PK 350/2/5,00-V	29
10260.1	PK 550/15/3,50-V	12	10310.1	PK 250/10/10,16-V	43	10358.1	PK 350/3/5,00-V	29
10260.4	PK 550/15/3,50-V d. grey	12	10311.1	PK 250/11/10,16-V	43	10359.1	PK 350/4/5,00-V	29
10261.1	PK 550/16/3,50-V	12	10312.1	PK 250/12/10,16-V	43	10360.1	PK 350/5/5,00-V	29
10261.4	PK 550/16/3,50-V d. grey	12	10313.1	PK 300/2/5,00	28	10361.1	PK 350/6/5,00-V	29
10262.1	PK 550/2/3,50-H	12	10313.4	PK 300/2/5,00 d. grey	28	10362.1	PK 350/7/5,00-V	29
10262.4	PK 550/2/3,50-H d. grey	12	10314.1	PK 300/3/5,00	28	10363.1	PK 350/8/5,00-V	29
10263.1	PK 550/3/3,50-H	12	10314.4	PK 300/3/5,00 d. grey	28	10364.1	PK 350/9/5,00-V	29
10263.4	PK 550/3/3,50-H d. grey	12	10315.1	PK 300/4/5,00	28	10365.1	PK 350/10/5,00-V	29
10264.1	PK 550/4/3,50-H	12	10315.4	PK 300/4/5,00 d. grey	28	10366.1	PK 350/11/5,00-V	29
10264.4	PK 550/4/3,50-H d. grey	12	10316.1	PK 300/5/5,00	28	10367.1	PK 350/12/5,00-V	29
10265.1	PK 550/5/3,50-H	12	10316.4	PK 300/5/5,00 d. grey	28	10368.1	PK 350/2/5,08-V	35
10265.4	PK 550/5/3,50-H d. grey	12	10317.1	PK 300/6/5,00	28	10369.1	PK 350/3/5,08-V	35
10266.1	PK 550/6/3,50-H	12	10317.4	PK 300/6/5,00 d. grey	28	10370.1	PK 350/4/5,08-V	35
10266.4	PK 550/6/3,50-H d. grey	12	10318.1	PK 300/7/5,00	28	10371.1	PK 350/5/5,08-V	35
10267.1	PK 550/7/3,50-H	12	10318.4	PK 300/7/5,00 d. grey	28	10372.1	PK 350/6/5,08-V	35
10267.4	PK 550/7/3,50-H d. grey	12	10319.1	PK 300/8/5,00	28	10373.1	PK 350/7/5,08-V	35
10268.1	PK 550/8/3,50-H	12	10319.4	PK 300/8/5,00 d. grey	28	10374.1	PK 350/8/5,08-V	35
10268.4	PK 550/8/3,50-H d. grey	12	10320.1	PK 300/9/5,00	28	10375.1	PK 350/9/5,08-V	35
10269.1	PK 550/9/3,50-H	12	10320.4	PK 300/9/5,00 d. grey	28	10376.1	PK 350/10/5,08-V	35
10269.4	PK 550/9/3,50-H d. grey	12	10321.1	PK 300/10/5,00	28	10377.1	PK 350/11/5,08-V	35
10270.1	PK 550/10/3,50-H	12	10321.4	PK 300/10/5,00 d. grey	28	10378.1	PK 350/12/5,08-V	35
10270.4	PK 550/10/3,50-H d. grey	12	10322.1	PK 300/11/5,00	28	10379.1	PK 350/2/10,00-V	43
10271.1	PK 550/11/3,50-H	12	10322.4	PK 300/11/5,00 d. grey	28	10380.1	PK 350/3/10,00-V	43
10271.4	PK 550/11/3,50-H d. grey	12	10323.1	PK 300/12/5,00	28	10381.1	PK 350/4/10,00-V	43
10272.1	PK 550/12/3,50-H	12	10323.4	PK 300/12/5,00 d. grey	28	10382.1	PK 350/5/10,00-V	43
10272.4	PK 550/12/3,50-H d. grey	12	10324.1	PK 300/2/5,08	34	10383.1	PK 350/6/10,00-V	43
10273.1	PK 550/13/3,50-H	12	10324.4	PK 300/2/5,08 d. grey	34	10384.1	PK 350/7/10,00-V	43
10273.4	PK 550/13/3,50-H d. grey	12	10325.1	PK 300/3/5,08	34	10385.1	PK 350/8/10,00-V	43
10274.1	PK 550/14/3,50-H	12	10325.4	PK 300/3/5,08 d. grey	34	10386.1	PK 350/9/10,00-V	43
10274.4	PK 550/14/3,50-H d. grey	12	10326.1	PK 300/4/5,08	34	10387.1	PK 350/10/10,00-V	43
10275.1	PK 550/15/3,50-H	12	10326.4	PK 300/4/5,08 d. grey	34	10388.1	PK 350/11/10,00-V	43
10275.4	PK 550/15/3,50-H d. grey	12	10327.1	PK 300/5/5,08	34	10389.1	PK 350/12/10,00-V	43
10276.1	PK 550/16/3,50-H	12	10327.4	PK 300/5/5,08 d. grey	34	10390.1	PK 350/2/10,16-V	44
10276.4	PK 550/16/3,50-H d. grey	12	10328.1	PK 300/6/5,08	34	10391.1	PK 350/3/10,16-V	44
10277.1	PK 550/2/7,00-V	21	10328.4	PK 300/6/5,08 d. grey	34	10392.1	PK 350/4/10,16-V	44
10277.4	PK 550/2/7,00-V d. grey	21	10329.1	PK 300/7/5,08	34	10393.1	PK 350/5/10,16-V	44
10278.1	PK 550/3/7,00-V	21	10329.4	PK 300/7/5,08 d. grey	34	10394.1	PK 350/6/10,16-V	44
10278.4	PK 550/3/7,00-V d. grey	21	10330.1	PK 300/8/5,08	34	10395.1	PK 350/7/10,16-V	44
10279.1	PK 550/4/7,00-V	21	10330.4	PK 300/8/5,08 d. grey	34	10396.1	PK 350/8/10,16-V	44
10279.4	PK 550/4/7,00-V d. grey	21	10331.1	PK 300/9/5,08	34	10397.1	PK 350/9/10,16-V	44
10280.1	PK 550/5/7,00-V	21	10331.4	PK 300/9/5,08 d. grey	34	10398.1	PK 350/10/10,16-V	44
10280.4	PK 550/5/7,00-V d. grey	21	10332.1	PK 300/10/5,08	34	10399.1	PK 350/11/10,16-V	44
10281.1	PK 550/6/7,00-V	21	10332.4	PK 300/10/5,08 d. grey	34	10400.1	PK 350/12/10,16-V	44
10281.4	PK 550/6/7,00-V d. grey	21	10333.1	PK 300/11/5,08	34	10401.1	PK 360/2/7,50-V	40
10282.1	PK 550/7/7,00-V	21	10333.4	PK 300/11/5,08 d. grey	34	10401.4	PK 360/2/7,50-V d. grey	40
10282.4	PK 550/7/7,00-V d. grey	21	10334.1	PK 300/12/5,08	34	10402.1	PK 360/3/7,50-V	40
10283.1	PK 550/8/7,00-V	21	10334.4	PK 300/12/5,08 d. grey	34	10402.4	PK 360/3/7,50-V d. grey	40
10283.4	PK 550/8/7,00-V d. grey	21	10335.1	PK 300/2/10,00	42	10403.1	PK 360/4/7,50-V	40
10284.1	PK 550/2/7,00-H	21	10335.4	PK 300/2/10,00 d. grey	42	10403.4	PK 360/4/7,50-V d. grey	40
10284.4	PK 550/2/7,00-H d. grey	21	10336.1	PK 300/3/10,00	42	10404.1	PK 360/5/7,50-V	40
10285.1	PK 550/3/7,00-H	21	10336.4	PK 300/3/10,00 d. grey	42	10404.4	PK 360/5/7,50-V d. grey	40
10285.4	PK 550/3/7,00-H d. grey	21	10337.1	PK 300/4/10,00	42	10405.1	PK 360/6/7,50-V	40
10286.1	PK 550/4/7,00-H	21	10337.4	PK 300/4/10,00 d. grey	42	10405.4	PK 360/6/7,50-V d. grey	40
10286.4	PK 550/4/7,00-H d. grey	21	10338.1	PK 300/5/10,00	42	10406.1	PK 360/7/7,50-V	40
10287.1	PK 550/5/7,00-H	21	10338.4	PK 300/5/10,00 d. grey	42	10406.4	PK 360/7/7,50-V d. grey	40
10287.4	PK 550/5/7,00-H d. grey	21	10339.1	PK 300/6/10,00	42	10407.1	PK 360/8/7,50-V	40
10288.1	PK 550/6/7,00-H	21	10339.4	PK 300/6/10,00 d. grey	42	10407.4	PK 360/8/7,50-V d. grey	40
10288.4	PK 550/6/7,00-H d. grey	21	10340.1	PK 300/7/10,00	42	10408.1	PK 360/9/7,50-V	40
10289.1	PK 550/7/7,00-H	21	10340.4	PK 300/7/10,00 d. grey	42	10408.4	PK 360/9/7,50-V d. grey	40
10289.4	PK 550/7/7,00-H d. grey	21	10341.1	PK 300/8/10,00	42	10409.1	PK 360/10/7,50-V	40
10290.1	PK 550/8/7,00-H	21	10341.4	PK 300/8/10,00 d. grey	42	10409.4	PK 360/10/7,50-V d. grey	40
10290.4	PK 550/8/7,00-H d. grey	21	10342.1	PK 300/9/10,00	42	10410.1	PK 360/11/7,50-V	40
10291.1	PK 250/2/5,08-V	34	10342.4	PK 300/9/10,00 d. grey	42	10410.4	PK 360/11/7,50-V d. grey	40
10291.4	PK 250/2/5,08-V d. grey	34	10343.1	PK 300/10/10,00	42	10411.1	PK 360/12/7,50-V	40
10292.1	PK 250/3/5,08-V	34	10343.4	PK 300/10/10,00 d. grey	42	10411.4	PK 360/12/7,50-V d. grey	40
10292.4	PK 250/3/5,08-V d. grey	34	10344.1	PK 300/11/10,00	42	10412.1	PKD 370/2/5,00-V	31
10293.1	PK 250/4/5,08-V	34	10344.4	PK 300/11/10,00 d. grey	42	10412.4	PKD 370/2/5,00-V d. grey	31
10293.4	PK 250/4/5,08-V d. grey	34	10345.1	PK 300/12/10,00	42	10413.1	PKD 370/3/5,00-V	31
10294.1	PK 250/5/5,08-V	34	10345.4	PK 300/12/10,00 d. grey	42	10413.4	PKD 370/3/5,00-V d. grey	31
10294.4	PK 250/5/5,08-V d. grey	34	10346.1	PK 300/2/10,16	44	10414.1	PKD 370/4/5,00-V	31
10295.1	PK 250/6/5,08-V	34	10346.4	PK 300/2/10,16 d. grey	44	10414.4	PKD 370/4/5,00-V d. grey	31
10295.4	PK 250/6/5,08-V d. grey	34	10347.1	PK 300/3/10,16	44	10415.1	PKD 370/5/5,00-V	31
10296.1	PK 250/7/5,08-V	34	10347.4	PK 300/3/10,16 d. grey	44	10415.4	PKD 370/5/5,00-V d. grey	31
10296.4	PK 250/7/5,08-V d. grey	34	10348.1	PK 300/4/10,16	44	10416.1	PKD 370/6/5,00-V	31
10297.1	PK 250/8/5,08-V	34	10348.4	PK 300/4/10,16 d. grey	44	10416.4	PKD 370/6/5,00-V d. grey	31
10297.4	PK 250/8/5,08-V d. grey	34	10349.1	PK 300/5/10,16	44	10417.1	PKD 370/7/5,00-V	31
10298.1	PK 250/9/5,08-V	34	10349.4	PK 300/5/10,16 d. grey	44	10417.4	PKD 370/7/5,00-V d. grey	31
10298.4	PK 250/9/5,08-V d. grey	34	10350.1	PK 300/6/10,16	44	10418.1	PKD 370/8/5,00-V	31
10299.1	PK 250/10/5,08-V	34	10350.4	PK 300/6/10,16 d. grey	44	10418.4	PKD 370/8/5,00-V d. grey	31
10299.4	PK 250/10/5,08-V d. grey	34	10351.1	PK 300/7/10,16	44	10419.1	PKD 370/9/5,00-V	31
10300.1	PK 250/11/5,08-V	34	10351.4	PK 300/7/10,16 d. grey	44	10419.4	PKD 370/9/5,00-V d. grey	31
10300.4	PK 250/11/5,08-V d. grey	34	10352.1	PK 300/8/10,16	44	10420.1	PKD 370/10/5,00-V	31
10301.1	PK 250/12/5,08-V	34	10352.4	PK 300/8/10,16 d. grey	44	10420.4	PKD 370/10/5,00-V d. grey	31
10301.4	PK 250/12/5,08-V d. grey	34	10353.1	PK 300/9/10,16	44	10421.1	PKD 370/11/5,00-V	31
10302.1	PK 250/2/10,16-V	43	10353.4	PK 300/9/10,16 d. grey	44	10421.4	PKD 370/11/5,00-V d. grey	31
10303.1	PK 250/3/10,16-V	43	10354.1	PK 300/10/10,16	44	10422.1	PKD 370/12/5,00-V	31
10304.1	PK 250/4/10,16-V	43	10354.4	PK 300/10/10,16 d. grey	44	10422.4	PKD 370/12/5,00-V d. grey	31
10305.1	PK 250/5/10,16-V	43	10355.1	PK 300/11/10,16	44	10423.1	PK 700/2/5,00-V	30

Cat.-No.	Types	Page	Cat.-No.	Types	Page	Cat.-No.	Types	Page
10423.4	PK 700/2/5,00-V d. grey	30	10469.4	PK 710/4/7,50-V d. grey	41	10515.4	PKD 790/10/5,00-V d. grey	32
10424.1	PK 700/3/5,00-V	30	10470.1	PK 710/5/7,50-V	41	10516.1	PKD 790/12/5,00-V	32
10424.4	PK 700/3/5,00-V d. grey	30	10470.4	PK 710/5/7,50-V d. grey	41	10516.4	PKD 790/12/5,00-V d. grey	32
10425.1	PK 700/4/5,00-V	30	10471.1	PK 710/6/7,50-V	41	10517.1	PKH 793/2/5,00-V	32
10425.4	PK 700/4/5,00-V d. grey	30	10471.4	PK 710/6/7,50-V d. grey	41	10517.4	PKH 793/2/5,00-V d. grey	32
10426.1	PK 700/5/5,00-V	30	10472.1	PK 710/7/7,50-V	41	10518.1	PKH 793/4/5,00-V	32
10426.4	PK 700/5/5,00-V d. grey	30	10472.4	PK 710/7/7,50-V d. grey	41	10518.4	PKH 793/4/5,00-V d. grey	32
10427.1	PK 700/6/5,00-V	30	10473.1	PK 710/8/7,50-V	41	10519.1	PKH 793/6/5,00-V	32
10427.4	PK 700/6/5,00-V d. grey	30	10473.4	PK 710/8/7,50-V d. grey	41	10519.4	PKH 793/6/5,00-V d. grey	32
10428.1	PK 700/7/5,00-V	30	10474.1	PK 710/9/7,50-V	41	10520.1	PKH 793/8/5,00-V	32
10428.4	PK 700/7/5,00-V d. grey	30	10474.4	PK 710/9/7,50-V d. grey	41	10520.4	PKH 793/8/5,00-V d. grey	32
10429.1	PK 700/8/5,00-V	30	10475.1	PK 710/10/7,50-V	41	10521.1	PKH 793/10/5,00-V	32
10429.4	PK 700/8/5,00-V d. grey	30	10475.4	PK 710/10/7,50-V d. grey	41	10521.4	PKH 793/10/5,00-V d. grey	32
10430.1	PK 700/9/5,00-V	30	10476.1	PK 710/11/7,50-V	41	10522.1	PKH 793/12/5,00-V	32
10430.4	PK 700/9/5,00-V d. grey	30	10476.4	PK 710/11/7,50-V d. grey	41	10522.4	PKH 793/12/5,00-V d. grey	32
10431.1	PK 700/10/5,00-V	30	10477.1	PK 710/12/7,50-V	41	10546.1	PKT 2200/2/5,00-V	56
10431.4	PK 700/10/5,00-V d. grey	30	10477.4	PK 710/12/7,50-V d. grey	41	10547.1	PKT 2200/3/5,00-V	56
10432.1	PK 700/11/5,00-V	30	10478.1	PK 710/2/7,62-V	42	10548.1	PKT 2200/4/5,00-V	56
10432.4	PK 700/11/5,00-V d. grey	30	10478.4	PK 710/2/7,62-V d. grey	42	10549.1	PKT 2200/5/5,00-V	56
10433.1	PK 700/12/5,00-V	30	10479.1	PK 710/3/7,62-V	42	10550.1	PKT 2200/6/5,00-V	56
10433.4	PK 700/12/5,00-V d. grey	30	10479.4	PK 710/3/7,62-V d. grey	42	10551.1	PKT 2200/7/5,00-V	56
10434.1	PK 700/2/5,08-V	36	10480.1	PK 710/4/7,62-V	42	10552.1	PKT 2200/8/5,00-V	56
10434.4	PK 700/2/5,08-V d. grey	36	10480.4	PK 710/4/7,62-V d. grey	42	10553.1	PKT 2200/9/5,00-V	56
10435.1	PK 700/3/5,08-V	36	10481.1	PK 710/5/7,62-V	42	10554.1	PKT 2200/10/5,00-V	56
10435.4	PK 700/3/5,08-V d. grey	36	10481.4	PK 710/5/7,62-V d. grey	42	10555.1	PKT 2200/11/5,00-V	56
10436.1	PK 700/4/5,08-V	36	10482.1	PK 710/6/7,62-V	42	10556.1	PKT 2200/12/5,00-V	56
10436.4	PK 700/4/5,08-V d. grey	36	10482.4	PK 710/6/7,62-V d. grey	42	10557.1	PKT 2200/13/5,00-V	56
10437.1	PK 700/5/5,08-V	36	10483.1	PK 710/7/7,62-V	42	10558.1	PKT 2200/14/5,00-V	56
10437.4	PK 700/5/5,08-V d. grey	36	10483.4	PK 710/7/7,62-V d. grey	42	10559.1	PKT 2200/15/5,00-V	56
10438.1	PK 700/6/5,08-V	36	10484.1	PK 710/8/7,62-V	42	10560.1	PKT 2200/16/5,00-V	56
10438.4	PK 700/6/5,08-V d. grey	36	10484.4	PK 710/8/7,62-V d. grey	42	10561.1	PKT 2200/17/5,00-V	56
10439.1	PK 700/7/5,08-V	36	10485.1	PK 710/9/7,62-V	42	10562.1	PKT 2200/18/5,00-V	56
10439.4	PK 700/7/5,08-V d. grey	36	10485.4	PK 710/9/7,62-V d. grey	42	10563.1	PKT 2200/19/5,00-V	56
10440.1	PK 700/8/5,08-V	36	10486.1	PK 710/10/7,62-V	42	10564.1	PKT 2200/20/5,00-V	56
10440.4	PK 700/8/5,08-V d. grey	36	10486.4	PK 710/10/7,62-V d. grey	42	10565.1	PKT 2200/21/5,00-V	56
10441.1	PK 700/9/5,08-V	36	10487.1	PK 710/11/7,62-V	42	10566.1	PKT 2200/22/5,00-V	56
10441.4	PK 700/9/5,08-V d. grey	36	10487.4	PK 710/11/7,62-V d. grey	42	10567.1	PKT 2200/23/5,00-V	56
10442.1	PK 700/10/5,08-V	36	10488.1	PK 710/12/7,62-V	42	10568.1	PKT 2200/24/5,00-V	56
10442.4	PK 700/10/5,08-V d. grey	36	10488.4	PK 710/12/7,62-V d. grey	42	10570.1	PKT 2200/2/5,00-H	56
10443.1	PK 700/11/5,08-V	36	10489.1	PKD 750/2/5,00-V	31	10571.1	PKT 2200/3/5,00-H	56
10443.4	PK 700/11/5,08-V d. grey	36	10489.4	PKD 750/2/5,00-V d. grey	31	10572.1	PKT 2200/4/5,00-H	56
10444.1	PK 700/12/5,08-V	36	10490.1	PKD 750/3/5,00-V	31	10573.1	PKT 2200/5/5,00-H	56
10444.4	PK 700/12/5,08-V d. grey	36	10490.4	PKD 750/3/5,00-V d. grey	31	10574.1	PKT 2200/6/5,00-H	56
10445.1	PK 700/2/5,00-H	30	10491.1	PKD 750/4/5,00-V	31	10575.1	PKT 2200/7/5,00-H	56
10445.4	PK 700/2/5,00-H d. grey	30	10491.4	PKD 750/4/5,00-V d. grey	31	10576.1	PKT 2200/8/5,00-H	56
10446.1	PK 700/3/5,00-H	30	10492.1	PKD 750/5/5,00-V	31	10577.1	PKT 2200/9/5,00-H	56
10446.4	PK 700/3/5,00-H d. grey	30	10492.4	PKD 750/5/5,00-V d. grey	31	10578.1	PKT 2200/10/5,00-H	56
10447.1	PK 700/4/5,00-H	30	10493.1	PKD 750/6/5,00-V	31	10579.1	PKT 2200/11/5,00-H	56
10447.4	PK 700/4/5,00-H d. grey	30	10493.4	PKD 750/6/5,00-V d. grey	31	10580.1	PKT 2200/12/5,00-H	56
10448.1	PK 700/5/5,00-H	30	10494.1	PKD 750/7/5,00-V	31	10581.1	PKT 2200/13/5,00-H	56
10448.4	PK 700/5/5,00-H d. grey	30	10494.4	PKD 750/7/5,00-V d. grey	31	10582.1	PKT 2200/14/5,00-H	56
10449.1	PK 700/6/5,00-H	30	10495.1	PKD 750/8/5,00-V	31	10583.1	PKT 2200/15/5,00-H	56
10449.4	PK 700/6/5,00-H d. grey	30	10495.4	PKD 750/8/5,00-V d. grey	31	10584.1	PKT 2200/16/5,00-H	56
10450.1	PK 700/7/5,00-H	30	10496.1	PKD 750/9/5,00-V	31	10585.1	PKT 2200/17/5,00-H	56
10450.4	PK 700/7/5,00-H d. grey	30	10496.4	PKD 750/9/5,00-V d. grey	31	10586.1	PKT 2200/18/5,00-H	56
10451.1	PK 700/8/5,00-H	30	10497.1	PKD 750/10/5,00-V	31	10587.1	PKT 2200/19/5,00-H	56
10451.4	PK 700/8/5,00-H d. grey	30	10497.4	PKD 750/10/5,00-V d. grey	31	10588.1	PKT 2200/20/5,00-H	56
10452.1	PK 700/9/5,00-H	30	10498.1	PKD 750/11/5,00-V	31	10589.1	PKT 2200/21/5,00-H	56
10452.4	PK 700/9/5,00-H d. grey	30	10498.4	PKD 750/11/5,00-V d. grey	31	10590.1	PKT 2200/22/5,00-H	56
10453.1	PK 700/10/5,00-H	30	10499.1	PKD 750/12/5,00-V	31	10591.1	PKT 2200/23/5,00-H	56
10453.4	PK 700/10/5,00-H d. grey	30	10499.4	PKD 750/12/5,00-V d. grey	31	10592.1	PKT 2200/24/5,00-H	56
10454.1	PK 700/11/5,00-H	30	10500.1	PKD 750/2/5,08-V	37	10594.1	PKT 2200/2/7,50-V	57
10454.4	PK 700/11/5,00-H d. grey	30	10500.4	PKD 750/2/5,08-V d. grey	37	10595.1	PKT 2200/3/7,50-V	57
10455.1	PK 700/12/5,00-H	30	10501.1	PKD 750/3/5,08-V	37	10596.1	PKT 2200/4/7,50-V	57
10455.4	PK 700/12/5,00-H d. grey	30	10501.4	PKD 750/3/5,08-V d. grey	37	10597.1	PKT 2200/5/7,50-V	57
10456.1	PK 700/2/5,08-H	36	10502.1	PKD 750/4/5,08-V	37	10598.1	PKT 2200/6/7,50-V	57
10456.4	PK 700/2/5,08-H d. grey	36	10502.4	PKD 750/4/5,08-V d. grey	37	10599.1	PKT 2200/7/7,50-V	57
10457.1	PK 700/3/5,08-H	36	10503.1	PKD 750/5/5,08-V	37	10600.1	PKT 2200/8/7,50-V	57
10457.4	PK 700/3/5,08-H d. grey	36	10503.4	PKD 750/5/5,08-V d. grey	37	10601.1	PKT 2200/9/7,50-V	57
10458.1	PK 700/4/5,08-H	36	10504.1	PKD 750/6/5,08-V	37	10602.1	PKT 2200/10/7,50-V	57
10458.4	PK 700/4/5,08-H d. grey	36	10504.4	PKD 750/6/5,08-V d. grey	37	10603.1	PKT 2200/11/7,50-V	57
10459.1	PK 700/5/5,08-H	36	10505.1	PKD 750/7/5,08-V	37	10604.1	PKT 2200/12/7,50-V	57
10459.4	PK 700/5/5,08-H d. grey	36	10505.4	PKD 750/7/5,08-V d. grey	37	10605.1	PKT 2200/13/7,50-V	57
10460.1	PK 700/6/5,08-H	36	10506.1	PKD 750/8/5,08-V	37	10606.1	PKT 2200/14/7,50-V	57
10460.4	PK 700/6/5,08-H d. grey	36	10506.4	PKD 750/8/5,08-V d. grey	37	10607.1	PKT 2200/15/7,50-V	57
10461.1	PK 700/7/5,08-H	36	10507.1	PKD 750/9/5,08-V	37	10608.1	PKT 2200/16/7,50-V	57
10461.4	PK 700/7/5,08-H d. grey	36	10507.4	PKD 750/9/5,08-V d. grey	37	10609.1	PKT 2200/17/7,50-V	57
10462.1	PK 700/8/5,08-H	36	10508.1	PKD 750/10/5,08-V	37	10610.1	PKT 2200/18/7,50-V	57
10462.4	PK 700/8/5,08-H d. grey	36	10508.4	PKD 750/10/5,08-V d. grey	37	10611.1	PKT 2200/19/7,50-V	57
10463.1	PK 700/9/5,08-H	36	10509.1	PKD 750/11/5,08-V	37	10612.1	PKT 2200/20/7,50-V	57
10463.4	PK 700/9/5,08-H d. grey	36	10509.4	PKD 750/11/5,08-V d. grey	37	10613.1	PKT 2200/21/7,50-V	57
10464.1	PK 700/10/5,08-H	36	10510.1	PKD 750/12/5,08-V	37	10614.1	PKT 2200/22/7,50-V	57
10464.4	PK 700/10/5,08-H d. grey	36	10510.4	PKD 750/12/5,08-V d. grey	37	10615.1	PKT 2200/23/7,50-V	57
10465.1	PK 700/11/5,08-H	36	10511.1	PKD 790/2/5,00-V	32	10616.1	PKT 2200/24/7,50-V	57
10465.4	PK 700/11/5,08-H d. grey	36	10511.4	PKD 790/2/5,00-V d. grey	32	10618.1	PKT 2200/2/7,50-H	57
10466.1	PK 700/12/5,08-H	36	10512.1	PKD 790/4/5,00-V	32	10619.1	PKT 2200/3/7,50-H	57
10466.4	PK 700/12/5,08-H d. grey	36	10512.4	PKD 790/4/5,00-V d. grey	32	10620.1	PKT 2200/4/7,50-H	57
10467.1	PK 710/2/7,50-V	41	10513.1	PKD 790/6/5,00-V	32	10621.1	PKT 2200/5/7,50-H	57
10467.4	PK 710/2/7,50-V d. grey	41	10513.4	PKD 790/6/5,00-V d. grey	32	10622.1	PKT 2200/6/7,50-H	57
10468.1	PK 710/3/7,50-V	41	10514.1	PKD 790/8/5,00-V	32	10623.1	PKT 2200/7/7,50-H	57
10468.4	PK 710/3/7,50-V d. grey	41	10514.4	PKD 790/8/5,00-V d. grey	32	10624.1	PKT 2200/8/7,50-H	57
10469.1	PK 710/4/7,50-V	41	10515.1	PKD 790/10/5,00-V	32	10625.1	PKT 2200/9/7,50-H	57

Cat.-No.	Types	Page	Cat.-No.	Types	Page	Cat.-No.	Types	Page
11178.1	PKB 130/11/5,00	69	11241.1	PKB 950/13/5,08	77	11333.1	PKB 1110/15/5,00	76
11178.4	PKB 130/11/5,00 d. grey	69	11242.1	PKB 950/14/5,08	77	11334.1	PKB 1110/16/5,00	76
11179.1	PKB 130/12/5,00	69	11243.1	PKB 950/15/5,08	77	11335.1	PKB 1110/17/5,00	76
11179.4	PKB 130/12/5,00 d. grey	69	11244.1	PKB 950/16/5,08	77	11336.1	PKB 1110/18/5,00	76
11180.1	PKB 130/2/10,00	70	11245.1	PKB 950/17/5,08	77	11337.1	PKB 1110/19/5,00	76
11180.4	PKB 130/2/10,00 d. grey	70	11246.1	PKB 950/18/5,08	77	11338.1	PKB 1110/20/5,00	76
11181.1	PKB 130/3/10,00	70	11247.1	PKB 950/19/5,08	77	11339.1	PKB 1110/2/5,08	78
11181.4	PKB 130/3/10,00 d. grey	70	11248.1	PKB 950/20/5,08	77	11340.1	PKB 1110/3/5,08	78
11182.1	PKB 130/4/10,00	70	11249.1	PKB 950/21/5,08	77	11341.1	PKB 1110/4/5,08	78
11182.4	PKB 130/4/10,00 d. grey	70	11250.1	PKB 950/22/5,08	77	11342.1	PKB 1110/5/5,08	78
11183.1	PKB 130/5/10,00	70	11251.1	PKB 950/23/5,08	77	11343.1	PKB 1110/6/5,08	78
11183.4	PKB 130/5/10,00 d. grey	70	11252.1	PKB 950/24/5,08	77	11344.1	PKB 1110/7/5,08	78
11184.1	PKB 130/6/10,00	70	11253.1	PKB 960/2/7,62	79	11345.1	PKB 1110/8/5,08	78
11184.4	PKB 130/6/10,00 d. grey	70	11254.1	PKB 960/3/7,62	79	11346.1	PKB 1110/9/5,08	78
11185.1	PKB 130/2/5,00-BL	69	11255.1	PKB 960/4/7,62	79	11347.1	PKB 1110/10/5,08	78
11185.4	PKB 130/2/5,00-BL d. grey	69	11256.1	PKB 960/5/7,62	79	11348.1	PKB 1110/11/5,08	78
11186.1	PKB 130/3/5,00-BL	69	11257.1	PKB 960/6/7,62	79	11349.1	PKB 1110/12/5,08	78
11186.4	PKB 130/3/5,00-BL d. grey	69	11258.1	PKB 960/7/7,62	79	11350.1	PKB 1110/13/5,08	78
11187.1	PKB 130/4/5,00-BL	69	11259.1	PKB 960/8/7,62	79	11351.1	PKB 1110/14/5,08	78
11187.4	PKB 130/4/5,00-BL d. grey	69	11260.1	PKB 960/9/7,62	79	11352.1	PKB 1110/15/5,08	78
11188.1	PKB 130/5/5,00-BL	69	11261.1	PKB 960/10/7,62	79	11353.1	PKB 1110/16/5,08	78
11188.4	PKB 130/5/5,00-BL d. grey	69	11262.1	PKB 960/11/7,62	79	11354.1	PBT 1200/2/5,08	82
11189.1	PKB 130/6/5,00-BL	69	11263.1	PKB 960/12/7,62	79	11355.1	PBT 1200/3/5,08	82
11189.4	PKB 130/6/5,00-BL d. grey	69	11264.1	PKB 960/13/7,62	79	11356.1	PBT 1200/4/5,08	82
11190.1	PKB 130/7/5,00-BL	69	11265.1	PKB 960/14/7,62	79	11357.1	PBT 1200/5/5,08	82
11190.4	PKB 130/7/5,00-BL d. grey	69	11266.1	PKB 960/15/7,62	79	11358.1	PBT 1200/6/5,08	82
11191.1	PKB 130/8/5,00-BL	69	11267.1	PKB 960/16/7,62	79	11359.1	PBT 1200/7/5,08	82
11191.4	PKB 130/8/5,00-BL d. grey	69	11268.1	PKB 950/2/5,00-F	75	11360.1	PBT 1200/8/5,08	82
11192.1	PKB 130/9/5,00-BL	69	11269.1	PKB 950/3/5,00-F	75	11361.1	PBT 1200/9/5,08	82
11192.4	PKB 130/9/5,00-BL d. grey	69	11270.1	PKB 950/4/5,00-F	75	11362.1	PBT 1200/10/5,08	82
11193.1	PKB 130/10/5,00-BL	69	11271.1	PKB 950/5/5,00-F	75	11363.1	PBT 1200/11/5,08	82
11193.4	PKB 130/10/5,00-BL d. grey	69	11272.1	PKB 950/6/5,00-F	75	11364.1	PBT 1200/12/5,08	82
11194.1	PKB 130/11/5,00-BL	69	11273.1	PKB 950/7/5,00-F	75	11365.1	PBT 1200/13/5,08	82
11194.4	PKB 130/11/5,00-BL d. grey	69	11274.1	PKB 950/8/5,00-F	75	11366.1	PBT 1200/14/5,08	82
11195.1	PKB 130/12/5,00-BL	69	11275.1	PKB 950/9/5,00-F	75	11367.1	PBT 1200/15/5,08	82
11195.4	PKB 130/12/5,00-BL d. grey	69	11276.1	PKB 950/10/5,00-F	75	11368.1	PBT 1200/16/5,08	82
11196.1	PKB 130/13/5,00-BL	69	11277.1	PKB 950/2/5,08-F	77	11369.1	PBT 1200/17/5,08	82
11196.4	PKB 130/13/5,00-BL d. grey	69	11278.1	PKB 950/3/5,08-F	77	11370.1	PBT 1200/18/5,08	82
11197.1	PKB 130/14/5,00-BL	69	11279.1	PKB 950/4/5,08-F	77	11371.1	PBT 1200/19/5,08	82
11197.4	PKB 130/14/5,00-BL d. grey	69	11280.1	PKB 950/5/5,08-F	77	11372.1	PBT 1200/20/5,08	82
11198.1	PKB 130/15/5,00-BL	69	11281.1	PKB 950/6/5,08-F	77	11373.1	PBT 1200/21/5,08	82
11198.4	PKB 130/15/5,00-BL d. grey	69	11282.1	PKB 950/7/5,08-F	77	11374.1	PBT 1200/22/5,08	82
11199.1	PKB 130/16/5,00-BL	69	11283.1	PKB 950/8/5,08-F	77	11375.1	PBT 1200/23/5,08	82
11199.4	PKB 130/16/5,00-BL d. grey	69	11284.1	PKB 950/9/5,08-F	77	11376.1	PBT 1200/24/5,08	82
11200.1	PKB 130/2/10,00-BL	71	11285.1	PKB 950/10/5,08-F	77	11377.1	PKB 1550/2/3,50	72
11200.4	PKB 130/2/10,00-BL d. grey	71	11286.1	PKB 1100/2/5,00	76	11378.1	PKB 1550/3/3,50	72
11201.1	PKB 130/3/10,00-BL	71	11287.1	PKB 1100/3/5,00	76	11379.1	PKB 1550/4/3,50	72
11201.4	PKB 130/3/10,00-BL d. grey	71	11288.1	PKB 1100/4/5,00	76	11380.1	PKB 1550/5/3,50	72
11202.1	PKB 130/4/10,00-BL	71	11289.1	PKB 1100/5/5,00	76	11381.1	PKB 1550/6/3,50	72
11202.4	PKB 130/4/10,00-BL d. grey	71	11290.1	PKB 1100/6/5,00	76	11382.1	PKB 1550/7/3,50	72
11203.1	PKB 130/5/10,00-BL	71	11291.1	PKB 1100/7/5,00	76	11383.1	PKB 1550/8/3,50	72
11203.4	PKB 130/5/10,00-BL d. grey	71	11292.1	PKB 1100/8/5,00	76	11384.1	PKB 1550/9/3,50	72
11204.1	PKB 130/6/10,00-BL	71	11293.1	PKB 1100/9/5,00	76	11385.1	PKB 1550/10/3,50	72
11204.4	PKB 130/6/10,00-BL d. grey	71	11294.1	PKB 1100/10/5,00	76	11386.1	PKB 1550/11/3,50	72
11205.1	PKB 130/7/10,00-BL	71	11295.1	PKB 1100/11/5,00	76	11387.1	PKB 1550/12/3,50	72
11205.4	PKB 130/7/10,00-BL d. grey	71	11296.1	PKB 1100/12/5,00	76	11388.1	PKB 1550/13/3,50	72
11206.1	PKB 130/8/10,00-BL	71	11297.1	PKB 1100/13/5,00	76	11389.1	PKB 1550/14/3,50	72
11206.4	PKB 130/8/10,00-BL d. grey	71	11298.1	PKB 1100/14/5,00	76	11390.1	PKB 1550/15/3,50	72
11207.1	PKB 950/2/5,00	75	11299.1	PKB 1100/15/5,00	76	11391.1	PKB 1550/16/3,50	72
11208.1	PKB 950/3/5,00	75	11300.1	PKB 1100/16/5,00	76	11392.1	PKB 1550/17/3,50	72
11209.1	PKB 950/4/5,00	75	11301.1	PKB 1100/17/5,00	76	11393.1	PKB 1550/18/3,50	72
11210.1	PKB 950/5/5,00	75	11302.1	PKB 1100/18/5,00	76	11394.1	PKB 1550/19/3,50	72
11211.1	PKB 950/6/5,00	75	11303.1	PKB 1100/19/5,00	76	11395.1	PKB 1550/20/3,50	72
11212.1	PKB 950/7/5,00	75	11304.1	PKB 1100/20/5,00	76	11396.1	PKB 1550/2/3,81	73
11213.1	PKB 950/8/5,00	75	11305.1	PKB 1100/2/5,08	78	11397.1	PKB 1550/3/3,81	73
11214.1	PKB 950/9/5,00	75	11306.1	PKB 1100/3/5,08	78	11398.1	PKB 1550/4/3,81	73
11215.1	PKB 950/10/5,00	75	11307.1	PKB 1100/4/5,08	78	11399.1	PKB 1550/5/3,81	73
11216.1	PKB 950/11/5,00	75	11308.1	PKB 1100/5/5,08	78	11400.1	PKB 1550/6/3,81	73
11217.1	PKB 950/12/5,00	75	11309.1	PKB 1100/6/5,08	78	11401.1	PKB 1550/7/3,81	73
11218.1	PKB 950/13/5,00	75	11310.1	PKB 1100/7/5,08	78	11402.1	PKB 1550/8/3,81	73
11219.1	PKB 950/14/5,00	75	11311.1	PKB 1100/8/5,08	78	11403.1	PKB 1550/9/3,81	73
11220.1	PKB 950/15/5,00	75	11312.1	PKB 1100/9/5,08	78	11404.1	PKB 1550/10/3,81	73
11221.1	PKB 950/16/5,00	75	11313.1	PKB 1100/10/5,08	78	11405.1	PKB 1550/11/3,81	73
11222.1	PKB 950/17/5,00	75	11314.1	PKB 1100/11/5,08	78	11406.1	PKB 1550/12/3,81	73
11223.1	PKB 950/18/5,00	75	11315.1	PKB 1100/12/5,08	78	11407.1	PKB 1550/13/3,81	73
11224.1	PKB 950/19/5,00	75	11316.1	PKB 1100/13/5,08	78	11408.1	PKB 1550/14/3,81	73
11225.1	PKB 950/20/5,00	75	11317.1	PKB 1100/14/5,08	78	11409.1	PKB 1550/15/3,81	73
11226.1	PKB 950/21/5,00	75	11318.1	PKB 1100/15/5,08	78	11410.1	PKB 1550/16/3,81	73
11227.1	PKB 950/22/5,00	75	11319.1	PKB 1100/16/5,08	78	11412.1	PZB 3950/2/5,00	80
11228.1	PKB 950/23/5,00	75	11320.1	PKB 1110/2/5,00	76	11413.1	PZB 3950/3/5,00	80
11229.1	PKB 950/24/5,00	75	11321.1	PKB 1110/3/5,00	76	11414.1	PZB 3950/4/5,00	80
11230.1	PKB 950/2/5,08	77	11322.1	PKB 1110/4/5,00	76	11415.1	PZB 3950/5/5,00	80
11231.1	PKB 950/3/5,08	77	11323.1	PKB 1110/5/5,00	76	11416.1	PZB 3950/6/5,00	80
11232.1	PKB 950/4/5,08	77	11324.1	PKB 1110/6/5,00	76	11417.1	PZB 3950/7/5,00	80
11233.1	PKB 950/5/5,08	77	11325.1	PKB 1110/7/5,00	76	11418.1	PZB 3950/8/5,00	80
11234.1	PKB 950/6/5,08	77	11326.1	PKB 1110/8/5,00	76	11419.1	PZB 3950/9/5,00	80
11235.1	PKB 950/7/5,08	77	11327.1	PKB 1110/9/5,00	76	11420.1	PZB 3950/10/5,00	80
11236.1	PKB 950/8/5,08	77	11328.1	PKB 1110/10/5,00	76	11421.1	PZB 3950/11/5,00	80
11237.1	PKB 950/9/5,08	77	11329.1	PKB 1110/11/5,00	76	11422.1	PZB 3950/12/5,00	80
11238.1	PKB 950/10/5,08	77	11330.1	PKB 1110/12/5,00	76	11423.1	PZB 3950/13/5,00	80
11239.1	PKB 950/11/5,08	77	11331.1	PKB 1110/13/5,00	76	11424.1	PZB 3950/14/5,00	80
11240.1	PKB 950/12/5,08	77	11332.1	PKB 1110/14/5,00	76	11425.1	PZB 3950/15/5,00	80

Cat.-No.	Types	Page	Cat.-No.	Types	Page	Cat.-No.	Types	Page
11987.1	STL 1590/6/3,81-G	94	12156.3	PZK 3191/5/2,54-KD orange	47	12376.4	PK 100/16/5,00-H d. grey	16
11988.1	STL 1590/7/3,81-G	94	12157.3	PZK 3191/6/2,54-KD orange	47	12377.1	PK 100/17/5,00-H	16
11989.1	STL 1590/8/3,81-G	94	12158.3	PZK 3191/7/2,54-KD orange	47	12377.4	PK 100/17/5,00-H d. grey	16
11990.1	STL 1590/9/3,81-G	94	12159.3	PZK 3191/8/2,54-KD orange	47	12378.1	PK 100/18/5,00-H	16
11991.1	STL 1590/10/3,81-G	94	12160.3	PZK 3191/9/2,54-KD orange	47	12378.4	PK 100/18/5,00-H d. grey	16
11992.1	STL 1590/11/3,81-G	94	12161.3	PZK 3191/10/2,54-KD orange	47	12379.1	PK 100/19/5,00-H	16
11993.1	STL 1590/12/3,81-G	94	12162.3	PZK 3191/11/2,54-KD orange	47	12379.4	PK 100/19/5,00-H d. grey	16
11994.1	STL 1590/13/3,81-G	94	12163.3	PZK 3191/12/2,54-KD orange	47	12380.1	PK 100/20/5,00-H	16
11995.1	STL 1590/14/3,81-G	94	12164.3	PZK 3191/13/2,54-KD orange	47	12380.4	PK 100/20/5,00-H d. grey	16
11996.1	STL 1590/15/3,81-G	94	12165.3	PZK 3191/14/2,54-KD orange	47	12381.1	PK 100/21/5,00-H	16
11997.1	STL 1590/16/3,81-G	94	12166.3	PZK 3191/15/2,54-KD orange	47	12381.4	PK 100/21/5,00-H d. grey	16
11998.1	STL 1590/17/3,81-G	94	12167.3	PZK 3191/16/2,54-KD orange	47	12382.1	PK 100/22/5,00-H	16
11999.1	STL 1590/18/3,81-G	94	12168.3	PZK 3191/17/2,54-KD orange	47	12382.4	PK 100/22/5,00-H d. grey	16
			12169.3	PZK 3191/18/2,54-KD orange	47	12383.1	PK 100/23/5,00-H	16
			12170.3	PZK 3191/19/2,54-KD orange	47	12383.4	PK 100/23/5,00-H d. grey	16
12 000			12171.3	PZK 3191/20/2,54-KD orange	47	12384.1	PK 100/24/5,00-H	16
12000.1	STL 1590/19/3,81-G	94	12172.3	PZK 3191/21/2,54-KD orange	47	12384.4	PK 100/24/5,00-H d. grey	16
12001.1	STL 1590/20/3,81-G	94	12173.3	PZK 3191/22/2,54-KD orange	47	12385.1	PK 100/13/5,00-V	16
12002.9	K1	124	12174.3	PZK 3191/23/2,54-KD orange	47	12385.4	PK 100/13/5,00V d. grey	16
12003.9	K2	124	12175.3	PZK 3191/24/2,54-KD orange	47	12386.1	PK 100/14/5,00-V	16
12004.9	K3	124	12201.1	STL 950/2/5,00-V-F	98	12386.4	PK 100/14/5,00-V d. grey	16
12010.0	PZK 3191/2/2,50 l.-gr.	46	12202.1	STL 950/3/5,00-V-F	98	12387.1	PK 100/15/5,00-V	16
12011.0	PZK 3191/3/2,50 l.-gr.	46	12203.1	STL 950/4/5,00-V-F	98	12387.4	PK 100/15/5,00-V d. grey	16
12012.0	PZK 3191/4/2,50 l.-gr.	46	12204.1	STL 950/5/5,00-V-F	98	12388.1	PK 100/16/5,00-V	16
12013.0	PZK 3191/5/2,50 l.-gr.	46	12205.1	STL 950/6/5,00-V-F	98	12388.4	PK 100/16/5,00-V d. grey	16
12014.0	PZK 3191/6/2,50 l.-gr.	46	12206.1	STL 950/7/5,00-V-F	98	12389.1	PK 100/17/5,00-V	16
12015.0	PZK 3191/7/2,50 l.-gr.	46	12207.1	STL 950/8/5,00-V-F	98	12389.4	PK 100/17/5,00-V d. grey	16
12016.0	PZK 3191/8/2,50 l.-gr.	46	12208.1	STL 950/9/5,00-V-F	98	12390.1	PK 100/18/5,00-V	16
12017.0	PZK 3191/9/2,50 l.-gr.	46	12209.1	STL 950/10/5,00-V-F	98	12390.4	PK 100/18/5,00-V d. grey	16
12018.0	PZK 3191/10/2,50 l.-gr.	46	12210.1	STL 950/2/5,08-V-F	102	12391.1	PK 100/19/5,00-V	16
12019.0	PZK 3191/11/2,50 l.-gr.	46	12211.1	STL 950/3/5,08-V-F	102	12391.4	PK 100/19/5,00-V d. grey	16
12020.0	PZK 3191/12/2,50 l.-gr.	46	12212.1	STL 950/4/5,08-V-F	102	12392.1	PK 100/20/5,00-V	16
12021.0	PZK 3191/13/2,50 l.-gr.	46	12213.1	STL 950/5/5,08-V-F	102	12392.4	PK 100/20/5,00-V d. grey	16
12022.0	PZK 3191/14/2,50 l.-gr.	46	12214.1	STL 950/6/5,08-V-F	102	12393.1	PK 100/21/5,00-V	16
12023.0	PZK 3191/15/2,50 l.-gr.	46	12215.1	STL 950/7/5,08-V-F	102	12393.4	PK 100/21/5,00-V d. grey	16
12024.0	PZK 3191/16/2,50 l.-gr.	46	12216.1	STL 950/8/5,08-V-F	102	12394.1	PK 100/22/5,00-V	16
12025.0	PZK 3191/17/2,50 l.-gr.	46	12217.1	STL 950/9/5,08-V-F	102	12394.4	PK 100/22/5,00-V d. grey	16
12026.0	PZK 3191/18/2,50 l.-gr.	46	12218.1	STL 950/10/5,08-V-F	102	12395.1	PK 100/23/5,00-V	16
12027.0	PZK 3191/19/2,50 l.-gr.	46	12319.1	PK-TS/2/5,08	112	12395.4	PK 100/23/5,00-V d. grey	16
12028.0	PZK 3191/20/2,50 l.-gr.	46	12320.1	PK-TS/3/5,08	112	12396.1	PK 100/24/5,00-V	16
12029.0	PZK 3191/21/2,50 l.-gr.	46	12321.1	PK-TS/4/5,08	112	12396.4	PK 100/24/5,00-V d. grey	16
12030.0	PZK 3191/22/2,50 l.-gr.	46	12322.1	PK-TS/5/5,08	112	12397.1	PK 104/13/5,00-V	18
12031.0	PZK 3191/23/2,50 l.-gr.	46	12323.1	PK-TS/6/5,08	112	12397.4	PK 104/13/5,00-V d. grey	18
12032.0	PZK 3191/24/2,50 l.-gr.	46	12324.1	PK-TS/7/5,08	112	12398.1	PK 104/14/5,00-V	18
12057.0	PZK 3191/2/2,50-KD l.-gr.	46	12325.1	PK-TS/8/5,08	112	12398.4	PK 104/14/5,00-V d. grey	18
12058.0	PZK 3191/3/2,50-KD l.-gr.	46	12326.1	PK-TS/9/5,08	112	12399.1	PK 104/15/5,00-V	18
12059.0	PZK 3191/4/2,50-KD l.-gr.	46	12327.1	PK-TS/10/5,08	112	12399.4	PK 104/15/5,00-V d. grey	18
12060.0	PZK 3191/5/2,50-KD l.-gr.	46	12328.1	PK-TS/11/5,08	112	12400.1	PK 104/16/5,00-V	18
12061.0	PZK 3191/6/2,50-KD l.-gr.	46	12329.1	PK-TS/12/5,08	112	12400.4	PK 104/16/5,00-V d. grey	18
12062.0	PZK 3191/7/2,50-KD l.-gr.	46	12330.1	PK-TS/13/5,08	112	12401.1	PK 104/17/5,00-V	18
12063.0	PZK 3191/8/2,50-KD l.-gr.	46	12331.1	PK-TS/14/5,08	112	12401.4	PK 104/17/5,00-V d. grey	18
12064.0	PZK 3191/9/2,50-KD l.-gr.	46	12332.1	PK-TS/15/5,08	112	12402.1	PK 104/18/5,00-V	18
12065.0	PZK 3191/10/2,50-KD l.-gr.	46	12333.1	PK-TS/16/5,08	112	12402.4	PK 104/18/5,00-V d. grey	18
12066.0	PZK 3191/11/2,50-KD l.-gr.	46	12334.1	PK-TS/17/5,08	112	12403.1	PK 104/19/5,00-V	18
12067.0	PZK 3191/12/2,50-KD l.-gr.	46	12335.1	PK-TS/18/5,08	112	12403.4	PK 104/19/5,00-V d. grey	18
12068.0	PZK 3191/13/2,50-KD l.-gr.	46	12336.1	PK-TS/19/5,08	112	12404.1	PK 104/20/5,00-V	18
12069.0	PZK 3191/14/2,50-KD l.-gr.	46	12337.1	PK-TS/20/5,08	112	12404.4	PK 104/20/5,00-V d. grey	18
12070.0	PZK 3191/15/2,50-KD l.-gr.	46	12338.1	PK-TS/21/5,08	112	12405.1	PK 104/21/5,00-V	18
12071.0	PZK 3191/16/2,50-KD l.-gr.	46	12339.1	PK-TS/22/5,08	112	12405.4	PK 104/21/5,00-V d. grey	18
12072.0	PZK 3191/17/2,50-KD l.-gr.	46	12340.1	PK-TS/23/5,08	112	12406.1	PK 104/22/5,00-V	18
12073.0	PZK 3191/18/2,50-KD l.-gr.	46	12341.1	PK-TS/24/5,08	112	12406.4	PK 104/22/5,00-V d. grey	18
12074.0	PZK 3191/19/2,50-KD l.-gr.	46	12349.1	PK 350/13/5,00-V	29	12407.1	PK 104/23/5,00-V	18
12075.0	PZK 3191/20/2,50-KD l.-gr.	46	12350.1	PK 350/14/5,00-V	29	12407.4	PK 104/23/5,00-V d. grey	18
12076.0	PZK 3191/21/2,50-KD l.-gr.	46	12351.1	PK 350/15/5,00-V	29	12408.1	PK 104/24/5,00-V	18
12077.0	PZK 3191/22/2,50-KD l.-gr.	46	12352.1	PK 350/16/5,00-V	29	12408.4	PK 104/24/5,00-V d. grey	18
12078.0	PZK 3191/23/2,50-KD l.-gr.	46	12353.1	PK 350/17/5,00-V	29	12409.1	PK 120/13/5,08-V	20
12079.0	PZK 3191/24/2,50-KD l.-gr.	46	12354.1	PK 350/18/5,00-V	29	12409.4	PK 120/13/5,08-V d. grey	20
12106.3	PZK 3191/2/2,54 orange	47	12355.1	PK 350/19/5,00-V	29	12410.1	PK 120/14/5,08-V	20
12107.3	PZK 3191/3/2,54 orange	47	12356.1	PK 350/20/5,00-V	29	12410.4	PK 120/14/5,08-V d. grey	20
12108.3	PZK 3191/4/2,54 orange	47	12357.1	PK 350/21/5,00-V	29	12411.1	PK 120/15/5,08-V	20
12109.3	PZK 3191/5/2,54 orange	47	12358.1	PK 350/22/5,00-V	29	12411.4	PK 120/15/5,08-V d. grey	20
12110.3	PZK 3191/6/2,54 orange	47	12359.1	PK 350/23/5,00-V	29	12412.1	PK 120/16/5,08-V	20
12111.3	PZK 3191/7/2,54 orange	47	12360.1	PK 350/24/5,00-V	29	12412.4	PK 120/16/5,08-V d. grey	20
12112.3	PZK 3191/8/2,54 orange	47	12361.1	PK 350/13/5,08-V	35	12413.1	PK 120/17/5,08-V	20
12113.3	PZK 3191/9/2,54 orange	47	12362.1	PK 350/14/5,08-V	35	12413.4	PK 120/17/5,08-V d. grey	20
12114.3	PZK 3191/10/2,54 orange	47	12363.1	PK 350/15/5,08-V	35	12414.1	PK 120/18/5,08-V	20
12115.3	PZK 3191/11/2,54 orange	47	12364.1	PK 350/16/5,08-V	35	12414.4	PK 120/18/5,08-V d. grey	20
12116.3	PZK 3191/12/2,54 orange	47	12365.1	PK 350/17/5,08-V	35	12415.1	PK 120/19/5,08-V	20
12117.3	PZK 3191/13/2,54 orange	47	12366.1	PK 350/18/5,08-V	35	12415.4	PK 120/19/5,08-V d. grey	20
12118.3	PZK 3191/14/2,54 orange	47	12367.1	PK 350/19/5,08-V	35	12416.1	PK 120/20/5,08-V	20
12119.3	PZK 3191/15/2,54 orange	47	12368.1	PK 350/20/5,08-V	35	12416.4	PK 120/20/5,08-V d. grey	20
12120.3	PZK 3191/16/2,54 orange	47	12369.1	PK 350/21/5,08-V	35	12417.1	PK 120/21/5,08-V	20
12121.3	PZK 3191/17/2,54 orange	47	12370.1	PK 350/22/5,08-V	35	12417.4	PK 120/21/5,08-V d. grey	20
12122.3	PZK 3191/18/2,54 orange	47	12371.1	PK 350/23/5,08-V	35	12418.1	PK 120/22/5,08-V	20
12123.3	PZK 3191/19/2,54 orange	47	12372.1	PK 350/24/5,08-V	35	12418.4	PK 120/22/5,08-V d. grey	20
12124.3	PZK 3191/20/2,54 orange	47	12373.1	PK 100/13/5,00-H	16	12419.1	PK 120/23/5,08-V	20
12125.3	PZK 3191/21/2,54 orange	47	12373.4	PK 100/13/5,00-H d. grey	16	12419.4	PK 120/23/5,08-V d. grey	20
12126.3	PZK 3191/22/2,54 orange	47	12374.1	PK 100/14/5,00-H	16	12420.1	PK 120/24/5,08-V	20
12127.3	PZK 3191/23/2,54 orange	47	12374.4	PK 100/14/5,00-H d. grey	16	12420.4	PK 120/24/5,08-V d. grey	20
12128.3	PZK 3191/24/2,54 orange	47	12375.1	PK 100/15/5,00-H	16	12421.1	PK 100/13/5,00-V-BL	17
12153.3	PZK 3191/2/2,54-KD orange	47	12375.4	PK 100/15/5,00-H d. grey	16	12421.4	PK 100/13/5,00-V-BL d. grey	17
12154.3	PZK 3191/3/2,54-KD orange	47	12376.1	PK 100/16/5,00-H	16	12422.1	PK 100/14/5,00-V-BL	17
12155.3	PZK 3191/4/2,54-KD orange	47						

Cat.-No.	Types	Page	Cat.-No.	Types	Page	Cat.-No.	Types	Page
12560.4	PK 300/20/5,00 d. grey	28	12614.4	PK 700/18/5,00-V d. grey	30	12660.4	PK 710/16/7,50-V d. grey	41
12561.1	PK 300/21/5,00	28	12615.1	PK 700/19/5,00-V	30	12661.1	PK 710/17/7,50-V	41
12561.4	PK 300/21/5,00 d. grey	28	12615.4	PK 700/19/5,00-V d. grey	30	12661.4	PK 710/17/7,50-V d. grey	41
12562.1	PK 300/22/5,00	28	12616.1	PK 700/20/5,00-V	30	12662.1	PK 710/18/7,50-V	41
12562.4	PK 300/22/5,00 d. grey	28	12616.4	PK 700/20/5,00-V d. grey	30	12662.4	PK 710/18/7,50-V d. grey	41
12563.1	PK 300/23/5,00	28	12617.1	PK 700/21/5,00-V	30	12663.1	PK 710/19/7,50-V	41
12563.4	PK 300/23/5,00 d. grey	28	12617.4	PK 700/21/5,00-V d. grey	30	12663.4	PK 710/19/7,50-V d. grey	41
12564.1	PK 300/24/5,00	28	12618.1	PK 700/22/5,00-V	30	12664.1	PK 710/20/7,50-V	41
12564.4	PK 300/24/5,00 d. grey	28	12618.4	PK 700/22/5,00-V d. grey	30	12664.4	PK 710/20/7,50-V d. grey	41
12565.1	PK 300/13/5,08	34	12619.1	PK 700/23/5,00-V	30	12665.1	PK 710/21/7,50-V	41
12565.4	PK 300/13/5,08 d. grey	34	12619.4	PK 700/23/5,00-V d. grey	30	12665.4	PK 710/21/7,50-V d. grey	41
12566.1	PK 300/14/5,08	34	12620.1	PK 700/24/5,00-V	30	12666.1	PK 710/22/7,50-V	41
12566.4	PK 300/14/5,08 d. grey	34	12620.4	PK 700/24/5,00-V d. grey	30	12666.4	PK 710/22/7,50-V d. grey	41
12567.1	PK 300/15/5,08	34	12621.1	PK 700/13/5,08-V	36	12667.1	PK 710/23/7,50-V	41
12567.4	PK 300/15/5,08 d. grey	34	12621.4	PK 700/13/5,08-V d. grey	36	12667.4	PK 710/23/7,50-V d. grey	41
12568.1	PK 300/16/5,08	34	12622.1	PK 700/14/5,08-V	36	12668.1	PK 710/24/7,50-V	41
12568.4	PK 300/16/5,08 d. grey	34	12622.4	PK 700/14/5,08-V d. grey	36	12668.4	PK 710/24/7,50-V d. grey	41
12569.1	PK 300/17/5,08	34	12623.1	PK 700/15/5,08-V	36	12669.1	PK 710/13/7,62-V	42
12569.4	PK 300/17/5,08 d. grey	34	12623.4	PK 700/15/5,08-V d. grey	36	12669.4	PK 710/13/7,62-V d. grey	42
12570.1	PK 300/18/5,08	34	12624.1	PK 700/16/5,08-V	36	12670.1	PK 710/14/7,62-V	42
12570.4	PK 300/18/5,08 d. grey	34	12624.4	PK 700/16/5,08-V d. grey	36	12670.4	PK 710/14/7,62-V d. grey	42
12571.1	PK 300/19/5,08	34	12625.1	PK 700/17/5,08-V	36	12671.1	PK 710/15/7,62-V	42
12571.4	PK 300/19/5,08 d. grey	34	12625.4	PK 700/17/5,08-V d. grey	36	12671.4	PK 710/15/7,62-V d. grey	42
12572.1	PK 300/20/5,08	34	12626.1	PK 700/18/5,08-V	36	12672.1	PK 710/16/7,62-V	42
12572.4	PK 300/20/5,08 d. grey	34	12626.4	PK 700/18/5,08-V d. grey	36	12672.4	PK 710/16/7,62-V d. grey	42
12573.1	PK 300/21/5,08	34	12627.1	PK 700/19/5,08-V	36	12673.1	PK 710/17/7,62-V	42
12573.4	PK 300/21/5,08 d. grey	34	12627.4	PK 700/19/5,08-V d. grey	36	12673.4	PK 710/17/7,62-V d. grey	42
12574.1	PK 300/22/5,08	34	12628.1	PK 700/20/5,08-V	36	12674.1	PK 710/18/7,62-V	42
12574.4	PK 300/22/5,08 d. grey	34	12628.4	PK 700/20/5,08-V d. grey	36	12674.4	PK 710/18/7,62-V d. grey	42
12575.1	PK 300/23/5,08	34	12629.1	PK 700/21/5,08-V	36	12675.1	PK 710/19/7,62-V	42
12575.4	PK 300/23/5,08 d. grey	34	12629.4	PK 700/21/5,08-V d. grey	36	12675.4	PK 710/19/7,62-V d. grey	42
12576.1	PK 300/24/5,08	34	12630.1	PK 700/22/5,08-V	36	12676.1	PK 710/20/7,62-V	42
12576.4	PK 300/24/5,08 d. grey	34	12630.4	PK 700/22/5,08-V d. grey	36	12676.4	PK 710/20/7,62-V d. grey	42
12577.1	PK 360/13/7,50-V	40	12631.1	PK 700/23/5,08-V	36	12677.1	PK 710/21/7,62-V	42
12577.4	PK 360/13/7,50-V d. grey	40	12631.4	PK 700/23/5,08-V d. grey	36	12677.4	PK 710/21/7,62-V d. grey	42
12578.1	PK 360/14/7,50-V	40	12632.1	PK 700/24/5,08-V	36	12678.1	PK 710/22/7,62-V	42
12578.4	PK 360/14/7,50-V d. grey	40	12632.4	PK 700/24/5,08-V d. grey	36	12678.4	PK 710/22/7,62-V d. grey	42
12579.1	PK 360/15/7,50-V	40	12633.1	PK 700/13/5,00-H	30	12679.1	PK 710/23/7,62-V	42
12579.4	PK 360/15/7,50-V d. grey	40	12633.4	PK 700/13/5,00-H d. grey	30	12679.4	PK 710/23/7,62-V d. grey	42
12580.1	PK 360/16/7,50-V	40	12634.1	PK 700/14/5,00-H	30	12680.1	PK 710/24/7,62-V	42
12580.4	PK 360/16/7,50-V d. grey	40	12634.4	PK 700/14/5,00-H d. grey	30	12680.4	PK 710/24/7,62-V d. grey	42
12581.1	PK 360/17/7,50-V	40	12635.1	PK 700/15/5,00-H	30	12681.1	PKD 750/13/5,00-V	31
12581.4	PK 360/17/7,50-V d. grey	40	12635.4	PK 700/15/5,00-H d. grey	30	12681.4	PKD 750/13/5,00-V d. grey	31
12582.1	PK 360/18/7,50-V	40	12636.1	PK 700/16/5,00-H	30	12682.1	PKD 750/14/5,00-V	31
12582.4	PK 360/18/7,50-V d. grey	40	12636.4	PK 700/16/5,00-H d. grey	30	12682.4	PKD 750/14/5,00-V d. grey	31
12583.1	PK 360/19/7,50-V	40	12637.1	PK 700/17/5,00-H	30	12683.1	PKD 750/15/5,00-V	31
12583.4	PK 360/19/7,50-V d. grey	40	12637.4	PK 700/17/5,00-H d. grey	30	12683.4	PKD 750/15/5,00-V d. grey	31
12584.1	PK 360/20/7,50-V	40	12638.1	PK 700/18/5,00-H	30	12684.1	PKD 750/16/5,00-V	31
12584.4	PK 360/20/7,50-V d. grey	40	12638.4	PK 700/18/5,00-H d. grey	30	12684.4	PKD 750/16/5,00-V d. grey	31
12585.1	PK 360/21/7,50-V	40	12639.1	PK 700/19/5,00-H	30	12685.1	PKD 750/17/5,00-V	31
12585.4	PK 360/21/7,50-V d. grey	40	12639.4	PK 700/19/5,00-H d. grey	30	12685.4	PKD 750/17/5,00-V d. grey	31
12586.1	PK 360/22/7,50-V	40	12640.1	PK 700/20/5,00-H	30	12686.1	PKD 750/18/5,00-V	31
12586.4	PK 360/22/7,50-V d. grey	40	12640.4	PK 700/20/5,00-H d. grey	30	12686.4	PKD 750/18/5,00-V d. grey	31
12587.1	PK 360/23/7,50-V	40	12641.1	PK 700/21/5,00-H	30	12687.1	PKD 750/19/5,00-V	31
12587.4	PK 360/23/7,50-V d. grey	40	12641.4	PK 700/21/5,00-H d. grey	30	12687.4	PKD 750/19/5,00-V d. grey	31
12588.1	PK 360/24/7,50-V	40	12642.1	PK 700/22/5,00-H	30	12688.1	PKD 750/20/5,00-V	31
12588.4	PK 360/24/7,50-V d. grey	40	12642.4	PK 700/22/5,00-H d. grey	30	12688.4	PKD 750/20/5,00-V d. grey	31
12589.1	PKD 370/13/5,00-V	31	12643.1	PK 700/23/5,00-H	30	12689.1	PKD 750/21/5,00-V	31
12589.4	PKD 370/13/5,00-V d. grey	31	12643.4	PK 700/23/5,00-H d. grey	30	12689.4	PKD 750/21/5,00-V d. grey	31
12590.1	PKD 370/14/5,00-V	31	12644.1	PK 700/24/5,00-H	30	12690.1	PKD 750/22/5,00-V	31
12590.4	PKD 370/14/5,00-V d. grey	31	12644.4	PK 700/24/5,00-H d. grey	30	12690.4	PKD 750/22/5,00-V d. grey	31
12591.1	PKD 370/15/5,00-V	31	12645.1	PK 700/13/5,08-H	36	12691.1	PKD 750/23/5,00-V	31
12591.4	PKD 370/15/5,00-V d. grey	31	12645.4	PK 700/13/5,08-H d. grey	36	12691.4	PKD 750/23/5,00-V d. grey	31
12592.1	PKD 370/16/5,00-V	31	12646.1	PK 700/14/5,08-H	36	12692.1	PKD 750/24/5,00-V	31
12592.4	PKD 370/16/5,00-V d. grey	31	12646.4	PK 700/14/5,08-H d. grey	36	12692.4	PKD 750/24/5,00-V d. grey	31
12593.1	PKD 370/17/5,00-V	31	12647.1	PK 700/15/5,08-H	36	12701.1	PKD 790/14/5,00-V	32
12593.4	PKD 370/17/5,00-V d. grey	31	12647.4	PK 700/15/5,08-H d. grey	36	12701.4	PKD 790/14/5,00-V d. grey	32
12594.1	PKD 370/18/5,00-V	31	12648.1	PK 700/16/5,08-H	36	12702.1	PKD 790/16/5,00-V	32
12594.4	PKD 370/18/5,00-V d. grey	31	12648.4	PK 700/16/5,08-H d. grey	36	12702.4	PKD 790/16/5,00-V d. grey	32
12595.1	PKD 370/19/5,00-V	31	12649.1	PK 700/17/5,08-H	36	12703.1	PKD 790/18/5,00-V	32
12595.4	PKD 370/19/5,00-V d. grey	31	12649.4	PK 700/17/5,08-H d. grey	36	12703.4	PKD 790/18/5,00-V d. grey	32
12596.1	PKD 370/20/5,00-V	31	12650.1	PK 700/18/5,08-H	36	12704.1	PKD 790/20/5,00-V	32
12596.4	PKD 370/20/5,00-V d. grey	31	12650.4	PK 700/18/5,08-H d. grey	36	12704.4	PKD 790/20/5,00-V d. grey	32
12597.1	PKD 370/21/5,00-V	31	12651.1	PK 700/19/5,08-H	36	12705.1	PKD 790/22/5,00-V	32
12597.4	PKD 370/21/5,00-V d. grey	31	12651.4	PK 700/19/5,08-H d. grey	36	12705.4	PKD 790/22/5,00-V d. grey	32
12598.1	PKD 370/22/5,00-V	31	12652.1	PK 700/20/5,08-H	36	12706.1	PKD 790/24/5,00-V	32
12598.4	PKD 370/22/5,00-V d. grey	31	12652.4	PK 700/20/5,08-H d. grey	36	12706.4	PKD 790/24/5,00-V d. grey	32
12599.1	PKD 370/23/5,00-V	31	12653.1	PK 700/21/5,08-H	36	12708.1	PKH 793/14/5,00-V	32
12599.4	PKD 370/23/5,00-V d. grey	31	12653.4	PK 700/21/5,08-H d. grey	36	12708.4	PKH 793/14/5,00-V d. grey	32
12600.1	PKD 370/24/5,00-V	31	12654.1	PK 700/22/5,08-H	36	12709.1	PKH 793/16/5,00-V	32
12600.4	PKD 370/24/5,00-V d. grey	31	12654.4	PK 700/22/5,08-H d. grey	36	12709.4	PKH 793/16/5,00-V d. grey	32
12609.1	PK 700/13/5,00-V	30	12655.1	PK 700/23/5,08-H	36	12710.1	PKH 793/18/5,00-V	32
12609.4	PK 700/13/5,00-V d. grey	30	12655.4	PK 700/23/5,08-H d. grey	36	12710.4	PKH 793/18/5,00-V d. grey	32
12610.1	PK 700/14/5,00-V	30	12656.1	PK 700/24/5,08-H	36	12711.1	PKH 793/20/5,00-V	32
12610.4	PK 700/14/5,00-V d. grey	30	12656.4	PK 700/24/5,08-H d. grey	36	12711.4	PKH 793/20/5,00-V d. grey	32
12611.1	PK 700/15/5,00-V	30	12657.1	PK 710/13/7,50-V	41	12712.1	PKH 793/22/5,00-V	32
12611.4	PK 700/15/5,00-V d. grey	30	12657.4	PK 710/13/7,50-V d. grey	41	12712.4	PKH 793/22/5,00-V d. grey	32
12612.1	PK 700/16/5,00-V	30	12658.1	PK 710/14/7,50-V	41	12713.1	PKH 793/24/5,00-V	32
12612.4	PK 700/16/5,00-V d. grey	30	12658.4	PK 710/14/7,50-V d. grey	41	12713.4	PKH 793/24/5,00-V d. grey	32
12613.1	PK 700/17/5,00-V	30	12659.1	PK 710/15/7,50-V	41	12738.1	STL 970/13/5,08-V	102
12613.4	PK 700/17/5,00-V d. grey	30	12659.4	PK 710/15/7,50-V d. grey	41	12739.1	STL 970/14/5,08-V	102
12614.1	PK 700/18/5,00-V	30	12660.1	PK 710/16/7,50-V	41	12740.1	STL 970/15/5,08-V	102

Cat.-No.	Types	Page	Cat.-No.	Types	Page	Cat.-No.	Types	Page
12741.1	STL 970/16/5,08-V	102	12925.1	PKDZ 770/3/5,08-V	38	13107.0	PBK 4100/24/5,00 l.-gr.	61
12742.1	STL 970/17/5,08-V	102	12926.1	PKDZ 770/4/5,08-V	38	13108.0	PBK 4101/2/5,00-KD l.-gr.	61
12743.1	STL 970/18/5,08-V	102	12927.1	PKDZ 770/5/5,08-V	38	13109.0	PBK 4101/3/5,00-KD l.-gr.	61
12744.1	STL 970/19/5,08-V	102	12928.1	PKDZ 770/6/5,08-V	38	13110.0	PBK 4101/4/5,00-KD l.-gr.	61
12745.1	STL 970/20/5,08-V	102	12929.1	PKDZ 770/7/5,08-V	38	13111.0	PBK 4101/5/5,00-KD l.-gr.	61
12746.1	STL 970/21/5,08-V	102	12930.1	PKDZ 770/8/5,08-V	38	13112.0	PBK 4101/6/5,00-KD l.-gr.	61
12747.1	STL 970/22/5,08-V	102	12931.1	PKDZ 770/9/5,08-V	38	13113.0	PBK 4101/7/5,00-KD l.-gr.	61
12748.1	STL 970/23/5,08-V	102	12932.1	PKDZ 770/10/5,08-V	38	13114.0	PBK 4101/8/5,00-KD l.-gr.	61
12749.1	STL 970/24/5,08-V	102	12933.1	PKDZ 770/11/5,08-V	38	13115.0	PBK 4101/9/5,00-KD l.-gr.	61
12750.1	STL 970/13/5,08-H	102	12934.1	PKDZ 770/12/5,08-V	38	13116.0	PBK 4101/10/5,00-KD l.-gr.	61
12751.1	STL 970/14/5,08-H	102	12935.1	PKDZ 770/13/5,08-V	38	13117.0	PBK 4101/11/5,00-KD l.-gr.	61
12752.1	STL 970/15/5,08-H	102	12936.1	PKDZ 770/14/5,08-V	38	13118.0	PBK 4101/12/5,00-KD l.-gr.	61
12753.1	STL 970/16/5,08-H	102	12937.1	PKDZ 770/15/5,08-V	38	13119.0	PBK 4101/13/5,00-KD l.-gr.	61
12754.1	STL 970/17/5,08-H	102	12938.1	PKDZ 770/16/5,08-V	38	13120.0	PBK 4101/14/5,00-KD l.-gr.	61
12755.1	STL 970/18/5,08-H	102	12939.1	PKDZ 770/17/5,08-V	38	13121.0	PBK 4101/15/5,00-KD l.-gr.	61
12756.1	STL 970/19/5,08-H	102	12940.1	PKDZ 770/18/5,08-V	38	13122.0	PBK 4101/16/5,00-KD l.-gr.	61
12757.1	STL 970/20/5,08-H	102	12941.1	PKDZ 770/19/5,08-V	38	13123.0	PBK 4101/17/5,00-KD l.-gr.	61
12758.1	STL 970/21/5,08-H	102	12942.1	PKDZ 770/20/5,08-V	38	13124.0	PBK 4101/18/5,00-KD l.-gr.	61
12759.1	STL 970/22/5,08-H	102	12943.1	PKDZ 770/21/5,08-V	38	13125.0	PBK 4101/19/5,00-KD l.-gr.	61
12760.1	STL 970/23/5,08-H	102	12944.1	PKDZ 770/22/5,08-V	38	13126.0	PBK 4101/20/5,00-KD l.-gr.	61
12761.1	STL 970/24/5,08-H	102	12945.1	PKDZ 770/23/5,08-V	38	13127.0	PBK 4101/21/5,00-KD l.-gr.	61
12789.1	PKD 750/13/5,08-V	37	12946.1	PKDZ 770/24/5,08-V	38	13128.0	PBK 4101/22/5,00-KD l.-gr.	61
12789.4	PKD 750/13/5,08-V d. grey	37				13129.0	PBK 4101/23/5,00-KD l.-gr.	61
12790.1	PKD 750/14/5,08-V	37	13 000			13130.0	PBK 4101/24/5,00-KD l.-gr.	61
12790.4	PKD 750/14/5,08-V d. grey	37	13039.1	PBKZ 1551/2/3,81	74	13131.1	PBKZ 4301/2/5,08-KD	62
12791.1	PKD 750/15/5,08-V	37	13040.1	PBKZ 1551/3/3,81	74	13132.1	PBKZ 4301/3/5,08-KD	62
12791.4	PKD 750/15/5,08-V d. grey	37	13041.1	PBKZ 1551/4/3,81	74	13133.1	PBKZ 4301/4/5,08-KD	62
12792.1	PKD 750/16/5,08-V	37	13042.1	PBKZ 1551/5/3,81	74	13134.1	PBKZ 4301/5/5,08-KD	62
12792.4	PKD 750/16/5,08-V d. grey	37	13043.1	PBKZ 1551/6/3,81	74	13135.1	PBKZ 4301/6/5,08-KD	62
12793.1	PKD 750/17/5,08-V	37	13044.1	PBKZ 1551/7/3,81	74	13136.1	PBKZ 4301/7/5,08-KD	62
12793.4	PKD 750/17/5,08-V d. grey	37	13045.1	PBKZ 1551/8/3,81	74	13154.1	STL 950/2/5,08-G-L	119
12794.1	PKD 750/18/5,08-V	37	13046.1	PBKZ 1551/9/3,81	74	13155.1	STL 950/3/5,08-G-L	119
12794.4	PKD 750/18/5,08-V d. grey	37	13047.1	PBKZ 1551/10/3,81	74	13156.1	STL 950/4/5,08-G-L	119
12795.1	PKD 750/19/5,08-V	37	13048.1	STL 950/11/3,81	74	13157.1	STL 950/5/5,08-G-L	119
12795.4	PKD 750/19/5,08-V d. grey	37	13049.1	PBKZ 1551/12/3,81	74	13158.1	STL 950/6/5,08-G-L	119
12796.1	PKD 750/20/5,08-V	37	13050.1	PBKZ 1551/13/3,81	74	13159.1	STL 950/7/5,08-G-L	119
12796.4	PKD 750/20/5,08-V d. grey	37	13051.1	PBKZ 1551/14/3,81	74	13160.1	STL 950/8/5,08-G-L	119
12797.1	PKD 750/21/5,08-V	37	13052.1	PBKZ 1551/15/3,81	74	13161.1	STL 950/9/5,08-G-L	119
12797.4	PKD 750/21/5,08-V d. grey	37	13053.1	PBKZ 1551/16/3,81	74	13162.1	STL 950/10/5,08-G-L	119
12798.1	PKD 750/22/5,08-V	37	13054.1	PBKZ 1551/17/3,81	74	13163.1	PKD 790/3/5,00-V	32
12798.4	PKD 750/22/5,08-V d. grey	37	13055.1	PBKZ 1551/18/3,81	74	13163.4	PKD 790/3/5,00-V d. grey	32
12799.1	PKD 750/23/5,08-V	37	13056.1	PBKZ 1551/19/3,81	74	13164.1	PKD 790/5/5,00-V	32
12799.4	PKD 750/23/5,08-V d. grey	37	13057.1	PBKZ 1551/20/3,81	74	13164.4	PKD 790/5/5,00-V d. grey	32
12800.1	PKD 750/24/5,08-V	37	13058.1	PBKZ 1551/21/3,81	74	13165.1	PKD 790/7/5,00-V	32
12800.4	PKD 750/24/5,08-V d. grey	37	13059.1	PBKZ 1551/22/3,81	74	13165.4	PKD 790/7/5,00-V d. grey	32
12855.1	PK 590/2/5,00	15	13060.1	PBKZ 1551/23/3,81	74	13166.1	PKD 790/9/5,00-V	32
12856.1	PK 590/3/5,00	15	13061.1	PBKZ 1551/24/3,81	74	13166.4	PKD 790/9/5,00-V d. grey	32
12857.1	PK 590/4/5,00	15	13062.1	PBKZ 1552/2/3,81	74	13167.1	PKD 790/11/5,00-V	32
12858.1	PK 590/5/5,00	15	13063.1	PBKZ 1552/3/3,81	74	13167.4	PKD 790/11/5,00-V d. grey	32
12859.1	PK 590/6/5,00	15	13064.1	PBKZ 1552/4/3,81	74	13168.1	PKD 790/13/5,00-V	32
12860.1	PK 590/7/5,00	15	13065.1	PBKZ 1552/5/3,81	74	13168.4	PKD 790/13/5,00-V d. grey	32
12861.1	PK 590/8/5,00	15	13066.1	PBKZ 1552/6/3,81	74	13169.1	PKD 790/15/5,00-V	32
12862.1	PK 590/9/5,00	15	13067.1	PBKZ 1552/7/3,81	74	13169.4	PKD 790/15/5,00-V d. grey	32
12863.1	PK 590/10/5,00	15	13068.1	PBKZ 1552/8/3,81	74	13170.1	PKD 790/17/5,00-V	32
12864.1	PK 590/11/5,00	15	13069.1	PBKZ 1552/9/3,81	74	13170.4	PKD 790/17/5,00-V d. grey	32
12865.1	PK 590/12/5,00	15	13070.1	PBKZ 1552/10/3,81	74	13171.1	PKD 790/19/5,00-V	32
12866.1	PK 590/13/5,00	15	13071.1	PBKZ 1552/11/3,81	74	13171.4	PKD 790/19/5,00-V d. grey	32
12867.1	PK 590/14/5,00	15	13072.1	PBKZ 1552/12/3,81	74	13172.1	PKD 790/21/5,00-V	32
12868.1	PK 590/15/5,00	15	13073.1	PBKZ 1552/13/3,81	74	13172.4	PKD 790/21/5,00-V d. grey	32
12869.1	PK 590/16/5,00	15	13074.1	PBKZ 1552/14/3,81	74	13173.1	PKD 790/23/5,00-V	32
12870.1	PK 590/17/5,00	15	13075.1	PBKZ 1552/15/3,81	74	13173.4	PKD 790/23/5,00-V d. grey	32
12871.1	PK 590/18/5,00	15	13076.1	PBKZ 1552/16/3,81	74	13175.1	PK-TS/2/5,08/15	112
12872.1	PK 590/19/5,00	15	13077.1	PBKZ 1552/17/3,81	74	13176.1	PK-TS/3/5,08/15	112
12873.1	PK 590/20/5,00	15	13078.1	PBKZ 1552/18/3,81	74	13177.1	PK-TS/4/5,08/15	112
12874.1	PK 590/21/5,00	15	13079.1	PBKZ 1552/19/3,81	74	13178.1	PK-TS/5/5,08/15	112
12875.1	PK 590/22/5,00	15	13080.1	PBKZ 1552/20/3,81	74	13179.1	PK-TS/6/5,08/15	112
12876.1	PK 590/23/5,00	15	13081.1	PBKZ 1552/21/3,81	74	13180.1	PK-TS/7/5,08/15	112
12877.1	PK 590/24/5,00	15	13082.1	PBKZ 1552/22/3,81	74	13181.1	PK-TS/8/5,08/15	112
12878.1	PKZ 602/2/3,81-V	28	13083.1	PBKZ 1552/23/3,81	74	13182.1	PK-TS/9/5,08/15	112
12879.1	PKZ 602/3/3,81-V	28	13084.1	PBKZ 1552/24/3,81	74	13183.1	PK-TS/10/5,08/15	112
12880.1	PKZ 602/4/3,81-V	28	13085.0	PBK 4100/2/5,00 l.-gr.	61	13184.1	PK-TS/11/5,08/15	112
12881.1	PKZ 602/5/3,81-V	28	13086.0	PBK 4100/3/5,00 l.-gr.	61	13185.1	PK-TS/12/5,08/15	112
12882.1	PKZ 602/6/3,81-V	28	13087.0	PBK 4100/4/5,00 l.-gr.	61	13186.1	PK-TS/13/5,08/15	112
12883.1	PKZ 602/7/3,81-V	28	13088.0	PBK 4100/5/5,00 l.-gr.	61	13187.1	PK-TS/14/5,08/15	112
12884.1	PKZ 602/8/3,81-V	28	13089.0	PBK 4100/6/5,00 l.-gr.	61	13188.1	PK-TS/15/5,08/15	112
12885.1	PKZ 602/9/3,81-V	28	13090.0	PBK 4100/7/5,00 l.-gr.	61	13189.1	PK-TS/16/5,08/15	112
12886.1	PKZ 602/10/3,81-V	28	13091.0	PBK 4100/8/5,00 l.-gr.	61	13190.1	PK-TS/17/5,08/15	112
12887.1	PKZ 602/11/3,81-V	28	13092.0	PBK 4100/9/5,00 l.-gr.	61	13191.1	PK-TS/18/5,08/15	112
12888.1	PKZ 602/12/3,81-V	28	13093.0	PBK 4100/10/5,00 l.-gr.	61	13192.1	PK-TS/19/5,08/15	112
12889.1	PKZ 602/13/3,81-V	28	13094.0	PBK 4100/11/5,00 l.-gr.	61	13193.1	PK-TS/20/5,08/15	112
12890.1	PKZ 602/14/3,81-V	28	13095.0	PBK 4100/12/5,00 l.-gr.	61	13194.1	PK-TS/21/5,08/15	112
12891.1	PKZ 602/15/3,81-V	28	13096.0	PBK 4100/13/5,00 l.-gr.	61	13195.1	PK-TS/22/5,08/15	112
12892.1	PKZ 602/16/3,81-V	28	13097.0	PBK 4100/14/5,00 l.-gr.	61	13196.1	PK-TS/23/5,08/15	112
12893.1	PKZ 602/17/3,81-V	28	13098.0	PBK 4100/15/5,00 l.-gr.	61	13197.1	PK-TS/24/5,08/15	112
12894.1	PKZ 602/18/3,81-V	28	13099.0	PBK 4100/16/5,00 l.-gr.	61	13198.1	STL 950/11/5,08-V-F	102
12895.1	PKZ 602/19/3,81-V	28	13100.0	PBK 4100/17/5,00 l.-gr.	61	13199.1	STL 950/12/5,08-V-F	102
12896.1	PKZ 602/20/3,81-V	28	13101.0	PBK 4100/18/5,00 l.-gr.	61	13200.1	STL 950/13/5,08-V-F	102
12897.1	PKZ 602/21/3,81-V	28	13102.0	PBK 4100/19/5,00 l.-gr.	61	13201.1	STL 950/14/5,08-V-F	102
12898.1	PKZ 602/22/3,81-V	28	13103.0	PBK 4100/20/5,00 l.-gr.	61	13202.1	STL 950/15/5,08-V-F	102
12899.1	PKZ 602/23/3,81-V	28	13104.0	PBK 4100/21/5,00 l.-gr.	61	13203.1	STL 950/16/5,08-V-F	102
12900.1	PKZ 602/24/3,81-V	28	13105.0	PBK 4100/22/5,00 l.-gr.	61	13204.1	STL 950/17/5,08-V-F	102
12924.1	PKDZ 770/2/5,08-V	38	13106.0	PBK 4100/23/5,00 l.-gr.	61	13205.1	STL 950/18/5,08-V-F	102

Cat.-No.	Types	Page	Cat.-No.	Types	Page	Cat.-No.	Types	Page
13206.1	STL 950/19/5,08-V-F	102	13302.0	PBK 4291/18/3,50-KD	60	13398.1	PZK 3750/18/5,00-VP	50
13207.1	STL 950/20/5,08-V-F	102	13303.0	PBK 4291/19/3,50-KD	60	13399.1	PZK 3750/19/5,00-VP	50
13208.1	STL 950/21/5,08-V-F	102	13304.0	PBK 4291/20/3,50-KD	60	13400.1	PZK 3750/20/5,00-VP	50
13209.1	STL 950/22/5,08-V-F	102	13305.0	PBK 4291/21/3,50-KD	60	13401.1	PZK 3750/21/5,00-VP	50
13210.1	STL 950/23/5,08-V-F	102	13306.0	PBK 4291/22/3,50-KD	60	13402.1	PZK 3750/22/5,00-VP	50
13211.1	STL 950/24/5,08-V-F	102	13307.0	PBK 4291/23/3,50-KD	60	13403.1	PZK 3750/23/5,00-VP	50
13212.1	PKB 950/11/5,08-F	77	13308.0	PBK 4291/24/3,50-KD	60	13404.1	PZK 3750/24/5,00-VP	50
13213.1	PKB 950/12/5,08-F	77	13310.0	PBK 4291/2/3,50-KDVP	60	13406.1	PZK 3750/2/5,08-VP	51
13214.1	PKB 950/13/5,08-F	77	13311.0	PBK 4291/3/3,50-KDVP	60	13407.1	PZK 3750/3/5,08-VP	51
13215.1	PKB 950/14/5,08-F	77	13312.0	PBK 4291/4/3,50-KDVP	60	13408.1	PZK 3750/4/5,08-VP	51
13216.1	PKB 950/15/5,08-F	77	13313.0	PBK 4291/5/3,50-KDVP	60	13409.1	PZK 3750/5/5,08-VP	51
13217.1	PKB 950/16/5,08-F	77	13314.0	PBK 4291/6/3,50-KDVP	60	13410.1	PZK 3750/6/5,08-VP	51
13218.1	PKB 950/17/5,08-F	77	13315.0	PBK 4291/7/3,50-KDVP	60	13411.1	PZK 3750/7/5,08-VP	51
13219.1	PKB 950/18/5,08-F	77	13316.0	PBK 4291/8/3,50-KDVP	60	13412.1	PZK 3750/8/5,08-VP	51
13220.1	PKB 950/19/5,08-F	77	13317.0	PBK 4291/9/3,50-KDVP	60	13413.1	PZK 3750/9/5,08-VP	51
13221.1	PKB 950/20/5,08-F	77	13318.0	PBK 4291/10/3,50-KDVP	60	13414.1	PZK 3750/10/5,08-VP	51
13222.1	PKB 950/21/5,08-F	77	13319.0	PBK 4291/11/3,50-KDVP	60	13415.1	PZK 3750/11/5,08-VP	51
13223.1	PKB 950/22/5,08-F	77	13320.0	PBK 4291/12/3,50-KDVP	60	13416.1	PZK 3750/12/5,08-VP	51
13226.1	PKB 950/11/5,00-F	75	13321.0	PBK 4291/13/3,50-KDVP	60	13417.1	PZK 3750/13/5,08-VP	51
13227.1	PKB 950/12/5,00-F	75	13322.0	PBK 4291/14/3,50-KDVP	60	13418.1	PZK 3750/14/5,08-VP	51
13228.1	PKB 950/13/5,00-F	75	13323.0	PBK 4291/15/3,50-KDVP	60	13419.1	PZK 3750/15/5,08-VP	51
13229.1	PKB 950/14/5,00-F	75	13324.0	PBK 4291/16/3,50-KDVP	60	13420.1	PZK 3750/16/5,08-VP	51
13230.1	PKB 950/15/5,00-F	75	13325.0	PBK 4291/17/3,50-KDVP	60	13421.1	PZK 3750/17/5,08-VP	51
13231.1	PKB 950/16/5,00-F	75	13326.0	PBK 4291/18/3,50-KDVP	60	13422.1	PZK 3750/18/5,08-VP	51
13232.1	PKB 950/17/5,00-F	75	13327.0	PBK 4291/19/3,50-KDVP	60	13423.1	PZK 3750/19/5,08-VP	51
13233.1	PKB 950/18/5,00-F	75	13328.0	PBK 4291/20/3,50-KDVP	60	13424.1	PZK 3750/20/5,08-VP	51
13234.1	PKB 950/19/5,00-F	75	13329.0	PBK 4291/21/3,50-KDVP	60	13425.1	PZK 3750/21/5,08-VP	51
13235.1	PKB 950/20/5,00-F	75	13330.0	PBK 4291/22/3,50-KDVP	60	13426.1	PZK 3750/22/5,08-VP	51
13236.1	PKB 950/21/5,00-F	75	13331.0	PBK 4291/23/3,50-KDVP	60	13427.1	PZK 3750/23/5,08-VP	51
13237.1	PKB 950/22/5,00-F	75	13332.0	PBK 4291/24/3,50-KDVP	60	13428.1	PZK 3750/24/5,08-VP	51
13238.1	PKB 950/23/5,00-F	75	13334.1	PZK 3750/2/5,00	49	13429.1	STL 970/2/5,08-V-G	105
13239.1	PKB 950/24/5,00-F	75	13335.1	PZK 3750/3/5,00	49	13430.1	STL 970/3/5,08-V-G	105
13240.1	STL 950/11/5,00-V-F	98	13336.1	PZK 3750/4/5,00	49	13431.1	STL 970/4/5,08-V-G	105
13241.1	STL 950/12/5,00-V-F	98	13337.1	PZK 3750/5/5,00	49	13432.1	STL 970/5/5,08-V-G	105
13242.1	STL 950/13/5,00-V-F	98	13338.1	PZK 3750/6/5,00	49	13433.1	STL 970/6/5,08-V-G	105
13243.1	STL 950/14/5,00-V-F	98	13339.1	PZK 3750/7/5,00	49	13434.1	STL 970/7/5,08-V-G	105
13244.1	STL 950/15/5,00-V-F	98	13340.1	PZK 3750/8/5,00	49	13435.1	STL 970/8/5,08-V-G	103
13245.1	STL 950/16/5,00-V-F	98	13341.1	PZK 3750/9/5,00	49	13436.1	STL 970/9/5,08-V-G	105
13246.1	STL 950/17/5,00-V-F	98	13342.1	PZK 3750/10/5,00	49	13437.1	STL 970/10/5,08-V-G	105
13247.1	STL 950/18/5,00-V-F	98	13343.1	PZK 3750/11/5,00	49	13438.1	STL 970/11/5,08-V-G	105
13248.1	STL 950/19/5,00-V-F	98	13344.1	PZK 3750/12/5,00	49	13439.1	STL 970/12/5,08-V-G	105
13249.1	STL 950/20/5,00-V-F	98	13345.1	PZK 3750/13/5,00	49	13440.1	STL 970/2/5,08-H-G	105
13250.1	STL 950/21/5,00-V-F	98	13346.1	PZK 3750/14/5,00	49	13441.1	STL 970/3/5,08-H-G	105
13251.1	STL 950/22/5,00-V-F	98	13347.1	PZK 3750/15/5,00	49	13442.1	STL 970/4/5,08-H-G	105
13252.1	STL 950/23/5,00-V-F	98	13348.1	PZK 3750/16/5,00	49	13443.1	STL 970/5/5,08-H-G	105
13253.1	STL 950/24/5,00-V-F	98	13349.1	PZK 3750/17/5,00	49	13444.1	STL 970/6/5,08-H-G	105
13254.1	STL 950/11/5,00-H-F	98	13350.1	PZK 3750/18/5,00	49	13445.1	STL 970/7/5,08-H-G	105
13255.1	STL 950/12/5,00-H-F	98	13351.1	PZK 3750/19/5,00	49	13446.1	STL 970/8/5,08-H-G	105
13256.1	STL 950/13/5,00-H-F	98	13352.1	PZK 3750/20/5,00	49	13447.1	STL 970/9/5,08-H-G	105
13257.1	STL 950/14/5,00-H-F	98	13353.1	PZK 3750/21/5,00	49	13448.1	STL 970/10/5,08-H-G	105
13258.1	STL 950/15/5,00-H-F	98	13354.1	PZK 3750/22/5,00	49	13449.1	STL 970/11/5,08-H-G	105
13259.1	STL 950/16/5,00-H-F	98	13355.1	PZK 3750/23/5,00	49	13450.1	STL 970/12/5,08-H-G	105
13260.1	STL 950/17/5,00-H-F	98	13356.1	PZK 3750/24/5,00	49	13451.1	STL 970/2/5,08-V-F	106
13261.1	STL 950/18/5,00-H-F	98	13358.1	PZK 3750/2/5,08	50	13452.1	STL 970/3/5,08-V-F	106
13262.1	STL 950/19/5,00-H-F	98	13359.1	PZK 3750/3/5,08	50	13453.1	STL 970/4/5,08-V-F	106
13263.1	STL 950/20/5,00-H-F	98	13360.1	PZK 3750/4/5,08	50	13454.1	STL 970/5/5,08-V-F	106
13264.1	STL 950/21/5,00-H-F	98	13361.1	PZK 3750/5/5,08	50	13455.1	STL 970/6/5,08-V-F	106
13265.1	STL 950/22/5,00-H-F	98	13362.1	PZK 3750/6/5,08	50	13456.1	STL 970/7/5,08-V-F	106
13266.1	STL 950/23/5,00-H-F	98	13363.1	PZK 3750/7/5,08	50	13457.1	STL 970/8/5,08-V-F	106
13267.1	STL 950/24/5,00-H-F	98	13364.1	PZK 3750/8/5,08	50	13458.1	STL 970/9/5,08-V-F	106
13268.1	STL 950/11/5,08-H-F	102	13365.1	PZK 3750/9/5,08	50	13459.1	STL 970/10/5,08-V-F	106
13269.1	STL 950/12/5,08-H-F	102	13366.1	PZK 3750/10/5,08	50	13460.1	STL 970/11/5,08-V-F	106
13270.1	STL 950/13/5,08-H-F	102	13367.1	PZK 3750/11/5,08	50	13461.1	STL 970/12/5,08-V-F	106
13271.1	STL 950/14/5,08-H-F	102	13368.1	PZK 3750/12/5,08	50	13462.1	STL 970/2/5,08-H-F	106
13272.1	STL 950/15/5,08-H-F	102	13369.1	PZK 3750/13/5,08	50	13463.1	STL 970/3/5,08-H-F	106
13273.1	STL 950/16/5,08-H-F	102	13370.1	PZK 3750/14/5,08	50	13464.1	STL 970/4/5,08-H-F	106
13274.1	STL 950/17/5,08-H-F	102	13371.1	PZK 3750/15/5,08	50	13465.1	STL 970/5/5,08-H-F	106
13275.1	STL 950/18/5,08-H-F	102	13372.1	PZK 3750/16/5,08	50	13466.1	STL 970/6/5,08-H-F	106
13276.1	STL 950/19/5,08-H-F	102	13373.1	PZK 3750/17/5,08	50	13467.1	STL 970/7/5,08-H-F	106
13277.1	STL 950/20/5,08-H-F	102	13374.1	PZK 3750/18/5,08	50	13468.1	STL 970/8/5,08-H-F	106
13278.1	STL 950/21/5,08-H-F	102	13375.1	PZK 3750/19/5,08	50	13469.1	STL 970/9/5,08-H-F	106
13279.1	STL 950/22/5,08-H-F	102	13376.1	PZK 3750/20/5,08	50	13470.1	STL 970/10/5,08-H-F	106
13280.1	STL 950/23/5,08-H-F	102	13377.1	PZK 3750/21/5,08	50	13471.1	STL 970/11/5,08-H-F	106
13281.1	STL 950/24/5,08-H-F	102	13378.1	PZK 3750/22/5,08	50	13472.1	STL 970/12/5,08-H-F	106
13283.8	AD/PK yellow	125	13379.1	PZK 3750/23/5,08	50	13473.1	PK 500/13/10,00-V	23
13284.1	BLS-STL	125	13380.1	PZK 3750/24/5,08	50	13473.4	PK 500/13/10,00-V d. grey	23
13286.0	PBK 4291/2/3,50-KD	60	13382.1	PZK 3750/2/5,00-VP	50	13474.1	PK 500/14/10,00-V	23
13287.0	PBK 4291/3/3,50-KD	60	13383.1	PZK 3750/3/5,00-VP	50	13474.4	PK 500/14/10,00-V d. grey	23
13288.0	PBK 4291/4/3,50-KD	60	13384.1	PZK 3750/4/5,00-VP	50	13475.1	PK 500/15/10,00-V	23
13289.0	PBK 4291/5/3,50-KD	60	13385.1	PZK 3750/5/5,00-VP	50	13475.4	PK 500/15/10,00-V d. grey	23
13290.0	PBK 4291/6/3,50-KD	60	13386.1	PZK 3750/6/5,00-VP	50	13476.1	PK 500/16/10,00-V	23
13291.0	PBK 4291/7/3,50-KD	60	13387.1	PZK 3750/7/5,00-VP	50	13476.4	PK 500/16/10,00-V d. grey	23
13292.0	PBK 4291/8/3,50-KD	60	13388.1	PZK 3750/8/5,00-VP	50	13477.1	PK 500/17/10,00-V	23
13293.0	PBK 4291/9/3,50-KD	60	13389.1	PZK 3750/9/5,00-VP	50	13477.4	PK 500/17/10,00-V d. grey	23
13294.0	PBK 4291/10/3,50-KD	60	13390.1	PZK 3750/10/5,00-VP	50	13478.1	PK 500/18/10,00-V	23
13295.0	PBK 4291/11/3,50-KD	60	13391.1	PZK 3750/11/5,00-VP	50	13478.4	PK 500/18/10,00-V d. grey	23
13296.0	PBK 4291/12/3,50-KD	60	13392.1	PZK 3750/12/5,00-VP	50	13479.1	PK 500/19/10,00-V	23
13297.0	PBK 4291/13/3,50-KD	60	13393.1	PZK 3750/13/5,00-VP	50	13479.4	PK 500/19/10,00-V d. grey	23
13298.0	PBK 4291/14/3,50-KD	60	13394.1	PZK 3750/14/5,00-VP	50	13480.1	PK 500/20/10,00-V	23
13299.0	PBK 4291/15/3,50-KD	60	13395.1	PZK 3750/15/5,00-VP	50	13480.4	PK 500/20/10,00-V d. grey	23
13300.0	PBK 4291/16/3,50-KD	60	13396.1	PZK 3750/16/5,00-VP	50	13481.1	PK 500/21/10,00-V	23
13301.0	PBK 4291/17/3,50-KD	60	13397.1	PZK 3750/17/5,00-VP	50	13481.4	PK 500/21/10,00-V d. grey	23


Cat.-No.	Types	Page	Cat.-No.	Types	Page	Cat.-No.	Types	Page
13482.1	PK 500/22/10,00-V	23	13528.1	PK 500/20/10,16-V	27	13586.1	PK 300/18/10,16	44
13482.4	PK 500/22/10,00-V d. grey	23	13528.4	PK 500/20/10,16-V d. grey	27	13586.4	PK 300/18/10,16 d. grey	44
13483.1	PK 500/23/10,00-V	23	13529.1	PK 500/21/10,16-V	27	13587.1	PK 300/19/10,16	44
13483.4	PK 500/23/10,00-V d. grey	23	13529.4	PK 500/21/10,16-V d. grey	27	13587.4	PK 300/19/10,16 d. grey	44
13484.1	PK 500/24/10,00-V	23	13530.1	PK 500/22/10,16-V	27	13588.1	PK 300/20/10,16	44
13484.4	PK 500/24/10,00-V d. grey	23	13530.4	PK 500/22/10,16-V d. grey	27	13588.4	PK 300/20/10,16 d. grey	44
13485.1	PK 500/13/10,00-H	24	13531.1	PK 500/23/10,16-V	27	13589.1	PK 300/21/10,16	44
13485.4	PK 500/13/10,00-H d. grey	24	13531.4	PK 500/23/10,16-V d. grey	27	13589.4	PK 300/21/10,16 d. grey	44
13486.1	PK 500/14/10,00-H	24	13532.1	PK 500/24/10,16-V	27	13590.1	PK 300/22/10,16	44
13486.4	PK 500/14/10,00-H d. grey	24	13532.4	PK 500/24/10,16-V d. grey	27	13590.4	PK 300/22/10,16 d. grey	44
13487.1	PK 500/15/10,00-H	24	13533.1	PK 500/13/10,16-H	27	13591.1	PK 300/23/10,16	44
13487.4	PK 500/15/10,00-H d. grey	24	13533.4	PK 500/13/10,16-H d. grey	27	13591.4	PK 300/23/10,16 d. grey	44
13488.1	PK 500/16/10,00-H	24	13534.1	PK 500/14/10,16-H	27	13592.1	PK 300/24/10,16	44
13488.4	PK 500/16/10,00-H d. grey	24	13534.4	PK 500/14/10,16-H d. grey	27	13592.4	PK 300/24/10,16 d. grey	44
13489.1	PK 500/17/10,00-H	24	13535.1	PK 500/15/10,16-H	27	13593.1	PK 350/13/10,16-V	44
13489.4	PK 500/17/10,00-H d. grey	24	13535.4	PK 500/15/10,16-H d. grey	27	13593.4	PK 350/14/10,16-V	44
13490.1	PK 500/18/10,00-H	24	13536.1	PK 500/16/10,16-H	27	13594.1	PK 350/15/10,16-V	44
13490.4	PK 500/18/10,00-H d. grey	24	13536.4	PK 500/16/10,16-H d. grey	27	13594.4	PK 350/16/10,16-V	44
13491.1	PK 500/19/10,00-H	24	13537.1	PK 500/17/10,16-H	27	13595.1	PK 350/17/10,16-V	44
13491.4	PK 500/19/10,00-H d. grey	24	13537.4	PK 500/17/10,16-H d. grey	27	13595.4	PK 350/18/10,16-V	44
13492.1	PK 500/20/10,00-H	24	13538.1	PK 500/18/10,16-H	27	13596.1	PK 350/19/10,16-V	44
13492.4	PK 500/20/10,00-H d. grey	24	13538.4	PK 500/18/10,16-H d. grey	27	13596.4	PK 350/20/10,16-V	44
13493.1	PK 500/21/10,00-H	24	13539.1	PK 500/19/10,16-H	27	13600.1	PK 350/21/10,16-V	44
13493.4	PK 500/21/10,00-H d. grey	24	13539.4	PK 500/19/10,16-H d. grey	27	13601.1	PK 350/22/10,16-V	44
13494.1	PK 500/22/10,00-H	24	13540.1	PK 500/20/10,16-H	27	13602.1	PK 350/23/10,16-V	44
13494.4	PK 500/22/10,00-H d. grey	24	13540.4	PK 500/20/10,16-H d. grey	27	13603.1	PK 350/23/10,16-V	44
13495.1	PK 500/23/10,00-H	24	13541.1	PK 500/21/10,16-H	27	13604.1	PK 350/24/10,16-V	44
13495.4	PK 500/23/10,00-H d. grey	24	13541.4	PK 500/21/10,16-H d. grey	27	13605.1	PK 360/2/7,50-H	40
13496.1	PK 500/24/10,00-H	24	13542.1	PK 500/22/10,16-H	27	13605.4	PK 360/2/7,50-H d. grey	40
13496.4	PK 500/24/10,00-H d. grey	24	13542.4	PK 500/22/10,16-H d. grey	27	13606.1	PK 360/3/7,50-H	40
13497.1	PK 100/13/10,00-V	25	13543.1	PK 500/23/10,16-H	27	13606.4	PK 360/3/7,50-H d. grey	40
13497.4	PK 100/13/10,00-V d. grey	25	13543.4	PK 500/23/10,16-H d. grey	27	13607.1	PK 360/4/7,50-H	40
13498.1	PK 100/14/10,00-V	25	13544.1	PK 500/24/10,16-H	27	13607.4	PK 360/4/7,50-H d. grey	40
13498.4	PK 100/14/10,00-V d. grey	25	13544.4	PK 500/24/10,16-H d. grey	27	13608.1	PK 360/5/7,50-H	40
13499.1	PK 100/15/10,00-V	25	13545.1	PK 300/13/10,00	42	13608.4	PK 360/5/7,50-H d. grey	40
13499.4	PK 100/15/10,00-V d. grey	25	13545.4	PK 300/13/10,00 d. grey	42	13609.1	PK 360/6/7,50-H	40
13500.1	PK 100/16/10,00-V	25	13546.1	PK 300/14/10,00	42	13609.4	PK 360/6/7,50-H d. grey	40
13500.4	PK 100/16/10,00-V d. grey	25	13546.4	PK 300/14/10,00 d. grey	42	13610.1	PK 360/7/7,50-H	40
13501.1	PK 100/17/10,00-V	25	13547.1	PK 300/15/10,00	42	13610.4	PK 360/7/7,50-H d. grey	40
13501.4	PK 100/17/10,00-V d. grey	25	13547.4	PK 300/15/10,00 d. grey	42	13611.1	PK 360/8/7,50-H	40
13502.1	PK 100/18/10,00-V	25	13548.1	PK 300/16/10,00	42	13611.4	PK 360/8/7,50-H d. grey	40
13502.4	PK 100/18/10,00-V d. grey	25	13548.4	PK 300/16/10,00 d. grey	42	13612.1	PK 360/9/7,50-H	40
13503.1	PK 100/19/10,00-V	25	13549.1	PK 300/17/10,00	42	13612.4	PK 360/9/7,50-H d. grey	40
13503.4	PK 100/19/10,00-V d. grey	25	13549.4	PK 300/17/10,00 d. grey	42	13613.1	PK 360/10/7,50-H	40
13504.1	PK 100/20/10,00-V	25	13550.1	PK 300/18/10,00	42	13613.4	PK 360/10/7,50-H d. grey	40
13504.4	PK 100/20/10,00-V d. grey	25	13550.4	PK 300/18/10,00 d. grey	42	13614.1	PK 360/11/7,50-H	40
13505.1	PK 100/21/10,00-V	25	13551.1	PK 300/19/10,00	42	13614.4	PK 360/11/7,50-H d. grey	40
13505.4	PK 100/21/10,00-V d. grey	25	13551.4	PK 300/19/10,00 d. grey	42	13615.1	PK 360/12/7,50-H	40
13506.1	PK 100/22/10,00-V	25	13552.1	PK 300/20/10,00	42	13615.4	PK 360/12/7,50-H d. grey	40
13506.4	PK 100/22/10,00-V d. grey	25	13552.4	PK 300/20/10,00 d. grey	42	13616.1	PK 360/13/7,50-H	40
13507.1	PK 100/23/10,00-V	25	13553.1	PK 300/21/10,00	42	13616.4	PK 360/13/7,50-H d. grey	40
13507.4	PK 100/23/10,00-V d. grey	25	13553.4	PK 300/21/10,00 d. grey	42	13617.1	PK 360/14/7,50-H	40
13508.1	PK 100/24/10,00-V	25	13554.1	PK 300/22/10,00	42	13617.4	PK 360/14/7,50-H d. grey	40
13508.4	PK 100/24/10,00-V d. grey	25	13554.4	PK 300/22/10,00 d. grey	42	13618.1	PK 360/15/7,50-H	40
13509.1	PK 100/13/10,00-H	25	13555.1	PK 300/23/10,00	42	13618.4	PK 360/15/7,50-H d. grey	40
13509.4	PK 100/13/10,00-H d. grey	25	13555.4	PK 300/23/10,00 d. grey	42	13619.1	PK 360/16/7,50-H	40
13510.1	PK 100/14/10,00-H	25	13556.1	PK 300/24/10,00	42	13619.4	PK 360/16/7,50-H d. grey	40
13510.4	PK 100/14/10,00-H d. grey	25	13556.4	PK 300/24/10,00 d. grey	42	13620.1	PK 360/17/7,50-H	40
13511.1	PK 100/15/10,00-H	25	13557.1	PK 350/13/10,00-V	43	13620.4	PK 360/17/7,50-H d. grey	40
13511.4	PK 100/15/10,00-H d. grey	25	13557.4	PK 350/13/10,00-V d. grey	43	13621.1	PK 360/18/7,50-H	40
13512.1	PK 100/16/10,00-H	25	13558.1	PK 350/14/10,00-V	43	13621.4	PK 360/18/7,50-H d. grey	40
13512.4	PK 100/16/10,00-H d. grey	25	13558.4	PK 350/15/10,00-V	43	13622.1	PK 360/19/7,50-H	40
13513.1	PK 100/17/10,00-H	25	13559.1	PK 350/16/10,00-V	43	13622.4	PK 360/19/7,50-H d. grey	40
13513.4	PK 100/17/10,00-H d. grey	25	13560.1	PK 350/17/10,00-V	43	13623.1	PK 360/20/7,50-H	40
13514.1	PK 100/18/10,00-H	25	13561.1	PK 350/18/10,00-V	43	13623.4	PK 360/20/7,50-H d. grey	40
13514.4	PK 100/18/10,00-H d. grey	25	13562.1	PK 350/19/10,00-V	43	13624.1	PK 360/21/7,50-H	40
13515.1	PK 100/19/10,00-H	25	13563.1	PK 350/20/10,00-V	43	13624.4	PK 360/21/7,50-H d. grey	40
13515.4	PK 100/19/10,00-H d. grey	25	13564.1	PK 350/21/10,00-V	43	13625.1	PK 360/22/7,50-H	40
13516.1	PK 100/20/10,00-H	25	13565.1	PK 350/22/10,00-V	43	13625.4	PK 360/22/7,50-H d. grey	40
13516.4	PK 100/20/10,00-H d. grey	25	13566.1	PK 350/23/10,00-V	43	13626.1	PK 360/23/7,50-H	40
13517.1	PK 100/21/10,00-H	25	13567.1	PK 350/24/10,00-V	43	13626.4	PK 360/23/7,50-H d. grey	40
13517.4	PK 100/21/10,00-H d. grey	25	13568.1	PK 350/24/10,00-V d. grey	43	13627.1	PK 360/24/7,50-H	40
13518.1	PK 100/22/10,00-H	25	13569.1	PK 250/13/10,16-V	43	13627.4	PK 360/24/7,50-H d. grey	40
13518.4	PK 100/22/10,00-H d. grey	25	13570.1	PK 250/14/10,16-V	43	13628.1	PKB 130/2/5,08-BL	69
13519.1	PK 100/23/10,00-H	25	13571.1	PK 250/15/10,16-V	43	13628.4	PKB 130/2/5,08-BL d. grey	69
13519.4	PK 100/23/10,00-H d. grey	25	13572.1	PK 250/16/10,16-V	43	13629.1	PKB 130/3/5,08-BL	69
13520.1	PK 100/24/10,00-H	25	13573.1	PK 250/17/10,16-V	43	13629.4	PKB 130/3/5,08-BL d. grey	69
13520.4	PK 100/24/10,00-H d. grey	25	13574.1	PK 250/18/10,16-V	43	13630.1	PKB 130/4/5,08-BL	69
13521.1	PK 500/13/10,16-V	27	13575.1	PK 250/19/10,16-V	43	13630.4	PKB 130/4/5,08-BL d. grey	69
13521.4	PK 500/13/10,16-V d. grey	27	13576.1	PK 250/20/10,16-V	43	13631.1	PKB 130/5/5,08-BL	69
13522.1	PK 500/14/10,16-V	27	13577.1	PK 250/21/10,16-V	43	13631.4	PKB 130/5/5,08-BL d. grey	69
13522.4	PK 500/14/10,16-V d. grey	27	13578.1	PK 250/22/10,16-V	43	13632.1	PKB 130/6/5,08-BL	69
13523.1	PK 500/15/10,16-V	27	13579.1	PK 250/23/10,16-V	43	13632.4	PKB 130/6/5,08-BL d. grey	69
13523.4	PK 500/15/10,16-V d. grey	27	13580.1	PK 250/24/10,16-V	43	13633.1	PKB 130/7/5,08-BL	69
13524.1	PK 500/16/10,16-V	27	13581.1	PK 300/13/10,16	44	13633.4	PKB 130/7/5,08-BL d. grey	69
13524.4	PK 500/16/10,16-V d. grey	27	13581.4	PK 300/13/10,16 d. grey	44	13634.1	PKB 130/8/5,08-BL	69
13525.1	PK 500/17/10,16-V	27	13582.1	PK 300/14/10,16	44	13634.4	PKB 130/8/5,08-BL d. grey	69
13525.4	PK 500/17/10,16-V d. grey	27	13582.4	PK 300/14/10,16 d. grey	44	13635.1	PKB 130/9/5,08-BL	69
13526.1	PK 500/18/10,16-V	27	13583.1	PK 300/15/10,16	44	13635.4	PKB 130/9/5,08-BL d. grey	69
13526.4	PK 500/18/10,16-V d. grey	27	13583.4	PK 300/15/10,16 d. grey	44	13636.1	PKB 130/10/5,08-BL	69
13527.1	PK 500/19/10,16-V	27	13584.1	PK 300/16/10,16	44	13636.4	PKB 130/10/5,08-BL d. grey	69
13527.4	PK 500/19/10,16-V d. grey	27	13584.4	PK 300/16/10,16 d. grey	44	13637.1	PKB 130/11/5,08-BL	69
			13585.1	PK 300/17/10,16	44	13637.4	PKB 130/11/5,08-BL d. grey	69
			13585.4	PK 300/17/10,16 d. grey	44			

Cat.-No.	Types	Page	Cat.-No.	Types	Page	Cat.-No.	Types	Page
13638.1	PKB 130/12/5,08-BL	69	13726.1	PKB 1550/11/3,50-F	72	13818.1	STL 1550/14/3,81-H-F	93
13638.4	PKB 130/12/5,08-BL d. grey	69	13727.1	PKB 1550/12/3,50-F	72	13819.1	STL 1550/15/3,81-H-F	93
13639.1	PKB 130/13/5,08-BL	69	13728.1	PKB 1550/13/3,50-F	72	13820.1	STL 1550/16/3,81-H-F	93
13639.4	PKB 130/13/5,08-BL d. grey	69	13729.1	PKB 1550/14/3,50-F	72	13821.1	STL 1550/17/3,81-H-F	93
13640.1	PKB 130/14/5,08-BL	69	13730.1	PKB 1550/15/3,50-F	72	13822.1	STL 1550/18/3,81-H-F	93
13640.4	PKB 130/14/5,08-BL d. grey	69	13731.1	PKB 1550/16/3,50-F	72	13823.1	STL 1550/19/3,81-H-F	93
13641.1	PKB 130/15/5,08-BL	69	13732.1	PKB 1550/17/3,50-F	72	13824.1	STL 1550/20/3,81-H-F	93
13641.4	PKB 130/15/5,08-BL d. grey	69	13733.1	PKB 1550/18/3,50-F	72	13825.1	PK-TS/2/5,08-F/15	112
13642.1	PKB 130/16/5,08-BL	69	13734.1	PKB 1550/2/3,81-F	73	13826.1	PK-TS/3/5,08-F/15	112
13642.4	PKB 130/16/5,08-BL d. grey	69	13735.1	PKB 1550/3/3,81-F	73	13827.1	PK-TS/4/5,08-F/15	112
13643.1	PKB 130/2/10,16-BL	70	13736.1	PKB 1550/4/3,81-F	73	13828.1	PK-TS/5/5,08-F/15	112
13643.4	PKB 130/2/10,16-BL d. grey	70	13737.1	PKB 1550/5/3,81-F	73	13829.1	PK-TS/6/5,08-F/15	112
13644.1	PKB 130/3/10,16-BL	70	13738.1	PKB 1550/6/3,81-F	73	13830.1	PK-TS/7/5,08-F/15	112
13644.4	PKB 130/3/10,16-BL d. grey	70	13739.1	PKB 1550/7/3,81-F	73	13831.1	PK-TS/8/5,08-F/15	112
13645.1	PKB 130/4/10,16-BL	70	13740.1	PKB 1550/8/3,81-F	73	13832.1	PK-TS/9/5,08-F/15	112
13645.4	PKB 130/4/10,16-BL d. grey	70	13741.1	PKB 1550/9/3,81-F	73	13833.1	PK-TS/10/5,08-F/15	112
13646.1	PKB 130/5/10,16-BL	70	13742.1	PKB 1550/10/3,81-F	73	13834.1	PK-TS/11/5,08-F/15	112
13646.4	PKB 130/5/10,16-BL d. grey	70	13743.1	PKB 1550/11/3,81-F	73	13835.1	PK-TS/12/5,08-F/15	112
13647.1	PKB 130/6/10,16-BL	70	13744.1	PKB 1550/12/3,81-F	73	13836.1	PK-TS/13/5,08-F/15	112
13647.4	PKB 130/6/10,16-BL d. grey	70	13745.1	PKB 1550/13/3,81-F	73	13837.1	PK-TS/14/5,08-F/15	112
13648.1	PKB 130/7/10,16-BL	70	13746.1	PKB 1550/14/3,81-F	73	13838.1	PK-TS/15/5,08-F/15	112
13648.4	PKB 130/7/10,16-BL d. grey	70	13747.1	PKB 1550/15/3,81-F	73	13839.1	PK-TS/16/5,08-F/15	112
13649.1	PKB 130/8/10,16-BL	70	13748.1	PKB 1550/16/3,81-F	73	13840.1	PK-TS/17/5,08-F/15	112
13649.4	PKB 130/8/10,16-BL d. grey	70	13749.1	PKB 1550/17/3,81-F	73	13841.1	PK-TS/18/5,08-F/15	112
13650.4	STL 130/2/5,08-V black	87	13750.1	PKB 1550/18/3,81-F	73	13842.1	PK-TS/19/5,08-F/15	112
13651.4	STL 130/3/5,08-V black	87	13751.1	PKB 1550/19/3,81-F	73	13843.1	PK-TS/20/5,08-F/15	112
13652.4	STL 130/4/5,08-V black	87	13752.1	PKB 1550/20/3,81-F	73	13844.1	PK-TS/21/5,08-F/15	112
13653.4	STL 130/5/5,08-V black	87	13753.1	STL 1550/2/3,50-V-F	91	13845.1	PK-TS/22/5,08-F/15	112
13654.4	STL 130/6/5,08-V black	87	13754.1	STL 1550/3/3,50-V-F	91	13846.1	PK-TS/23/5,08-F/15	112
13655.4	STL 130/7/5,08-V black	87	13755.1	STL 1550/4/3,50-V-F	91	13847.1	PK-TS/24/5,08-F/15	112
13656.4	STL 130/8/5,08-V black	87	13756.1	STL 1550/5/3,50-V-F	91	13848.1	PK-TS/2/5,08-F	112
13657.4	STL 130/9/5,08-V black	87	13757.1	STL 1550/6/3,50-V-F	91	13849.1	PK-TS/3/5,08-F	112
13658.4	STL 130/10/5,08-V black	87	13758.1	STL 1550/7/3,50-V-F	91	13850.1	PK-TS/4/5,08-F	112
13659.4	STL 130/11/5,08-V black	87	13759.1	STL 1550/8/3,50-V-F	91	13851.1	PK-TS/5/5,08-F	112
13660.4	STL 130/12/5,08-V black	87	13760.1	STL 1550/9/3,50-V-F	91	13852.1	PK-TS/6/5,08-F	112
13661.4	STL 130/13/5,08-V black	87	13761.1	STL 1550/10/3,50-V-F	91	13853.1	PK-TS/7/5,08-F	112
13662.4	STL 130/14/5,08-V black	87	13762.1	STL 1550/11/3,50-V-F	91	13854.1	PK-TS/8/5,08-F	112
13663.4	STL 130/15/5,08-V black	87	13763.1	STL 1550/12/3,50-V-F	91	13855.1	PK-TS/9/5,08-F	112
13664.4	STL 130/16/5,08-V black	87	13764.1	STL 1550/13/3,50-V-F	91	13856.1	PK-TS/10/5,08-F	112
13673.4	STL 140/2/5,08-H black	88	13765.1	STL 1550/14/3,50-V-F	91	13857.1	PK-TS/11/5,08-F	112
13674.4	STL 140/3/5,08-H black	88	13766.1	STL 1550/15/3,50-V-F	91	13858.1	PK-TS/12/5,08-F	112
13675.4	STL 140/4/5,08-H black	88	13767.1	STL 1550/16/3,50-V-F	91	13859.1	PK-TS/13/5,08-F	112
13676.4	STL 140/5/5,08-H black	88	13768.1	STL 1550/17/3,50-V-F	91	13860.1	PK-TS/14/5,08-F	112
13677.4	STL 140/6/5,08-H black	88	13769.1	STL 1550/18/3,50-V-F	91	13861.1	PK-TS/15/5,08-F	112
13678.4	STL 140/7/5,08-H black	88	13770.1	STL 1550/2/3,50-H-F	91	13862.1	PK-TS/16/5,08-F	112
13679.4	STL 140/8/5,08-H black	88	13771.1	STL 1550/3/3,50-H-F	91	13863.1	PK-TS/17/5,08-F	112
13680.4	STL 140/9/5,08-H black	88	13772.1	STL 1550/4/3,50-H-F	91	13864.1	PK-TS/18/5,08-F	112
13681.4	STL 140/10/5,08-H black	88	13773.1	STL 1550/5/3,50-H-F	91	13865.1	PK-TS/19/5,08-F	112
13682.4	STL 140/11/5,08-H black	88	13774.1	STL 1550/6/3,50-H-F	91	13866.1	PK-TS/20/5,08-F	112
13683.4	STL 140/12/5,08-H black	88	13775.1	STL 1550/7/3,50-H-F	91	13867.1	PK-TS/21/5,08-F	112
13684.4	STL 140/13/5,08-H black	88	13776.1	STL 1550/8/3,50-H-F	91	13868.1	PK-TS/22/5,08-F	112
13685.4	STL 140/14/5,08-H black	88	13777.1	STL 1550/9/3,50-H-F	91	13869.1	PK-TS/23/5,08-F	112
13686.4	STL 140/15/5,08-H black	88	13778.1	STL 1550/10/3,50-H-F	91	13870.1	PK-TS/24/5,08-F	112
13687.4	STL 140/16/5,08-H black	88	13779.1	STL 1550/11/3,50-H-F	91	13871.1	STL 950/2/5,08-V-G-L	119
13688.4	STL 140/17/5,08-H black	88	13780.1	STL 1550/12/3,50-H-F	91	13872.1	STL 950/3/5,08-V-G-L	119
13689.4	STL 140/18/5,08-H black	88	13781.1	STL 1550/13/3,50-H-F	91	13873.1	STL 950/4/5,08-V-G-L	119
13690.4	STL 140/19/5,08-H black	88	13782.1	STL 1550/14/3,50-H-F	91	13874.1	STL 950/5/5,08-V-G-L	119
13691.4	STL 140/20/5,08-H black	88	13783.1	STL 1550/15/3,50-H-F	91	13875.1	STL 950/6/5,08-V-G-L	119
13692.4	STL 140/21/5,08-H black	88	13784.1	STL 1550/16/3,50-H-F	91	13876.1	STL 950/7/5,08-V-G-L	119
13693.4	STL 140/22/5,08-H black	88	13785.1	STL 1550/17/3,50-H-F	91	13877.1	STL 950/8/5,08-V-G-L	119
13694.4	STL 140/23/5,08-H black	88	13786.1	STL 1550/18/3,50-H-F	91	13878.1	STL 950/9/5,08-V-G-L	119
13695.4	STL 140/24/5,08-H black	88	13787.1	STL 1550/2/3,81-V-F	93	13879.1	STL 950/10/5,08-V-G-L	119
13696.4	STL 130/2/10,16-V black	89	13788.1	STL 1550/3/3,81-V-F	93	13900.4	PKB 1350/2/3,50	68
13697.4	STL 130/3/10,16-V black	89	13789.1	STL 1550/4/3,81-V-F	93	13901.4	PKB 1350/3/3,50	68
13698.4	STL 130/4/10,16-V black	89	13790.1	STL 1550/5/3,81-V-F	93	13902.4	PKB 1350/4/3,50	68
13699.4	STL 130/5/10,16-V black	89	13791.1	STL 1550/6/3,81-V-F	93	13903.4	PKB 1350/5/3,50	68
13700.4	STL 130/6/10,16-V black	89	13792.1	STL 1550/7/3,81-V-F	93	13904.4	PKB 1350/6/3,50	68
13701.4	STL 130/7/10,16-V black	89	13793.1	STL 1550/8/3,81-V-F	93	13905.4	PKB 1350/7/3,50	68
13702.4	STL 130/8/10,16-V black	89	13794.1	STL 1550/9/3,81-V-F	93	13906.4	PKB 1350/8/3,50	68
13703.4	STL 130/9/10,16-V black	89	13795.1	STL 1550/10/3,81-V-F	93	13907.4	PKB 1350/9/3,50	68
13704.4	STL 130/10/10,16-V black	89	13796.1	STL 1550/11/3,81-V-F	93	13908.4	PKB 1350/10/3,50	68
13705.4	STL 130/11/10,16-V black	89	13797.1	STL 1550/12/3,81-V-F	93	13909.4	PKB 1350/11/3,50	68
13706.4	STL 130/12/10,16-V black	89	13798.1	STL 1550/13/3,81-V-F	93	13910.4	PKB 1350/12/3,50	68
13707.1	PKB 950/23/5,08-F	77	13799.1	STL 1550/14/3,81-V-F	93	13911.4	STL 1350/2/3,50-V	84
13708.1	PKB 950/24/5,08-F	77	13800.1	STL 1550/15/3,81-V-F	93	13912.4	STL 1350/3/3,50-V	84
13709.1	STL 1550/17/3,81-V-G	92	13801.1	STL 1550/16/3,81-V-F	93	13913.4	STL 1350/4/3,50-V	84
13710.1	STL 1550/18/3,81-V-G	92	13802.1	STL 1550/17/3,81-V-F	93	13914.4	STL 1350/5/3,50-V	84
13711.1	STL 1550/19/3,81-V-G	92	13803.1	STL 1550/18/3,81-V-F	93	13915.4	STL 1350/6/3,50-V	84
13712.1	STL 1550/20/3,81-V-G	92	13804.1	STL 1550/19/3,81-V-F	93	13916.4	STL 1350/7/3,50-V	84
13713.1	STL 1550/17/3,81-H-G	92	13805.1	STL 1550/20/3,81-V-F	93	13917.4	STL 1350/8/3,50-V	84
13714.1	STL 1550/18/3,81-H-G	92	13806.1	STL 1550/2/3,81-H-F	93	13918.4	STL 1350/9/3,50-V	84
13715.1	STL 1550/19/3,81-H-G	92	13807.1	STL 1550/3/3,81-H-F	93	13919.4	STL 1350/10/3,50-V	84
13716.1	STL 1550/20/3,81-H-G	92	13808.1	STL 1550/4/3,81-H-F	93	13920.4	STL 1350/11/3,50-V	84
13717.1	PKB 1550/2/3,50-F	72	13809.1	STL 1550/5/3,81-H-F	93	13921.4	STL 1350/12/3,50-V	84
13718.1	PKB 1550/3/3,50-F	72	13810.1	STL 1550/6/3,81-H-F	93	13922.4	STL 1350/13/3,50-V	84
13719.1	PKB 1550/4/3,50-F	72	13811.1	STL 1550/7/3,81-H-F	93	13923.4	STL 1350/14/3,50-V	84
13720.1	PKB 1550/5/3,50-F	72	13812.1	STL 1550/8/3,81-H-F	93	13924.4	STL 1350/15/3,50-V	84
13721.1	PKB 1550/6/3,50-F	72	13813.1	STL 1550/9/3,81-H-F	93	13925.4	STL 1350/16/3,50-V	84
13722.1	PKB 1550/7/3,50-F	72	13814.1	STL 1550/10/3,81-H-F	93	13926.4	STL 1350/17/3,50-V	84
13723.1	PKB 1550/8/3,50-F	72	13815.1	STL 1550/11/3,81-H-F	93	13927.4	STL 1350/18/3,50-V	84
13724.1	PKB 1550/9/3,50-F	72	13816.1	STL 1550/12/3,81-H-F	93	13928.4	STL 1350/19/3,50-V	84
13725.1	PKB 1550/10/3,50-F	72	13817.1	STL 1550/13/3,81-H-F	93	13929.4	STL 1350/20/3,50-V	84




Overview of our program


CONTA-CONNECT
[Connection systems]



CONTA-ELECTRONICS
[Electronics]



CONTA-CON
[P.C. board connectors]



Please ask for further information!