



Testa palo caratterizzata da un corpo in alluminio presso fuso di forma allungata che garantisce un basso impatto visivo diurno. Dotata di un sistema ottico avanzato che garantisce un' eccellente efficienza luminosa nel pieno rispetto delle più restrittive normative anti inquinamento luminoso. Le ottiche disponibili rispondono a differenti esigenze illuminotecniche, tra le quali si segnala una particolare configurazione per l'illuminazione ottimale delle piste ciclabili. Disponibile sia nella versioni ad alogenuri metallici che led di potenza. RISO è abbinabile sia ad un' ampia gamma di nuovi pali conici e cilindrici GHIDINI, che a pali standard già installati.



Head of the pole made of die cast aluminium, characterized by an elongated design to reduce its daylight visual impact. Equipped with one of the most advanced optical package to guarantee an excellent efficiency and Dark Sky approved system in accordance with most restrictive regulations on indirect light control emission. Optics have been studied to solve different needs in lighting design plans, with a peculiar application set for cycle paths. Metal halides and power LEDs ranges available to make the range wide and flexible. RISO can be easily combined with the new GHIDINI range of both conical and cylindrical columns as well as to existing standard columns.

Tellus™ processo produttivo, vedi p.13
production process, see p.13

CERTIFICAZIONI
CERTIFICATION



LEDLAB GHIDINI
LIGHT IDEAS

versioni led disponibili: 3000K / 4000K
LEDs available: 3000K / 4000K

GRADO DI PROTEZIONE
IP RATING

IP55
IP55

CLASSE DI ISOLAMENTO
CLASSIFICATION

classe I/II
class I/II

CORPO
HOUSING

alluminio fuso EN AB 47100 alta resistenza all'ossidazione
casted aluminum EN AB 47100 high resistance to oxidation

DIFFUSORE
DIFFUSER

vetro bombato sodico calcico temprato 5 mm
5 mm soda-lime tempered cast glass

VITERIA ESTERNA
EXTERNAL FIXINGS

inox A4-70
stainless steel A4-70

GUARNIZIONI
SEALING GASKET

silicone ricotto
silicone

CABLAGGIO
WIRING

apparecchio fornito con 4m di cavo H07RN-F pre cablato
fixture supplied pre-wired cable 4m long H07RN-F

RIFLETTORE
REFLECTOR

alluminio con deposizione in alto vuoto di alluminio purissimo 99,99%
99.99% pure aluminium high vacuum deposit

LAMPADINA
BULB

esclusa
not included

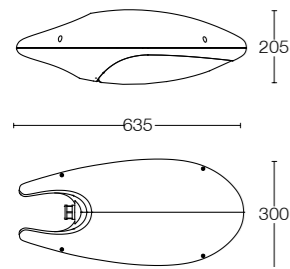
FINITURA
FINISH

doppia verniciatura in polveri poliesteri ad alta resistenza ai raggi UV ed alla corrosione
double powder coating polyester high resistance to UV and oxidation



1399

classe I
class I



.B2F.T

vetro trasparente *clear diffuser*
alimentatore elettronico incluso
electronic ballast integral

35W HIT

G12

flood 120°

3300 lm

.N1F.T

vetro trasparente *clear diffuser*
alimentatore elettronico incluso
electronic ballast integral

70W HIT

G12

flood 120°

6600 lm

.21F.T

vetro trasparente *clear diffuser*
alimentatore ferromagnetico incluso
conventional ballast integral

150W HIT

G12

flood 120°

14000 lm

.59F.A

vetro acidato *acid etched diffuser*
alimentatore ferromagnetico incluso
conventional ballast integral

70W HIT-DE HST-DE

Rx7s

flood 138°

6600 lm

.61F.A

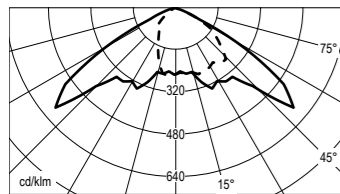
vetro acidato *acid etched diffuser*
alimentatore ferromagnetico incluso
conventional ballast integral

150W HIT-DE HST-DE

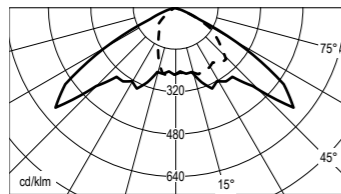
Rx7s-24

flood 138°

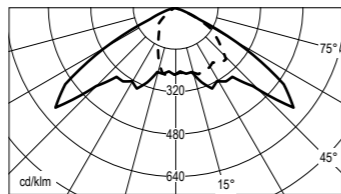
14000 lm



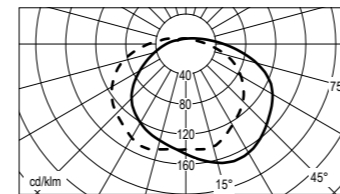
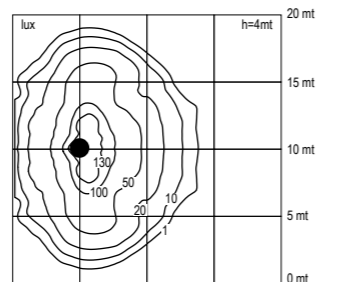
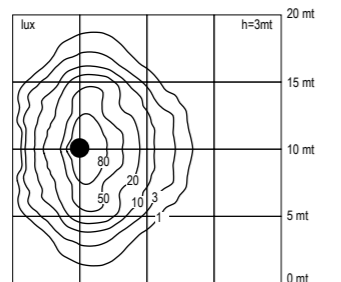
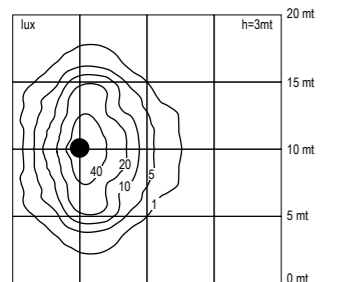
35W HIT G12 C0-C180 C90-C270



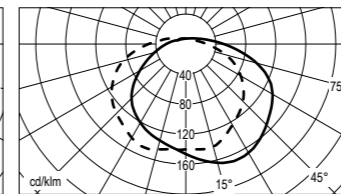
70W HIT G12 C0-C180 C90-C270



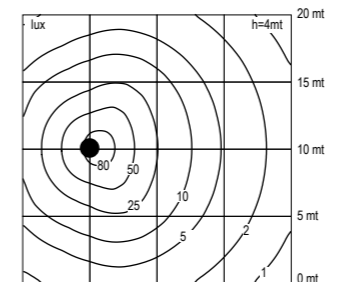
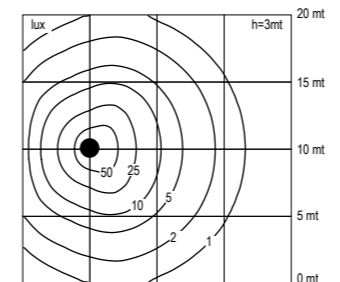
150W HIT G12 C0-C180 C90-C270



70W HIT-DE HST-DE Rx7s C0-C180 C90-C270



150W HIT-DE HST-DE Rx7s-24 C0-C180 C90-C270



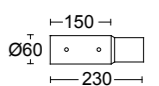
codice colori
colour codes

- .01** bianco *white*
- .05** grigio antracite *anthracite grey*
- .13** grigio chiaro *light grey*
- .45** marrone ruggine *rust brown*
- .80** sand architectural *su richiesta upon request*

accessori
accessories

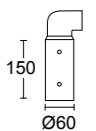
ATTACCO PER BRACCIO
BRACKET SUPPORT

172.



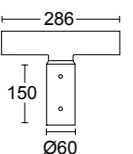
ATTACCO TESTA PALO
HEAD OF THE COLUMN

173.



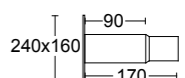
DOPPIO ATTACCO TESTA PALO
DOUBLE HEAD OF THE COLUMN

174.



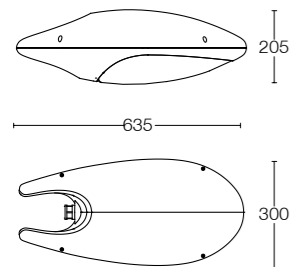
BASE PER FISSAGGIO A MURO
WALL FIXING

175.



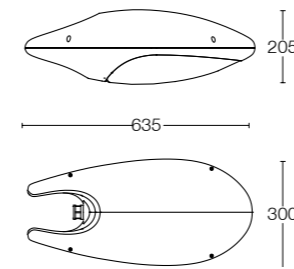
1399

classe I
class I



1400

classe II
class II



! solo per classe II specificare lunghezza cavo uscente
for class II only specify the length of mains supply cable required

.110.T

vetro trasparente clear diffuser
alimentatore incluso led driver integral

28W 28Led 230V

3000K

flood 132°x40°

2520 lm

.111.T

vetro trasparente clear diffuser
alimentatore incluso led driver integral

28W 28Led 230V

3000K

flood 116°x46°

2520 lm

.107.T

vetro trasparente clear diffuser
alimentatore incluso led driver integral

28W 28Led 230V

4000K

flood 132°x40°

3360 lm

.108.T

vetro trasparente clear diffuser
alimentatore incluso led driver integral

28W 28Led 230V

4000K

flood 116°x46°

3360 lm

.B2F.T

vetro trasparente clear diffuser
alimentatore elettronico incluso
electronic ballast integral

35W HIT

G12

flood 120°

3300 lm

.N1F.T

vetro trasparente clear diffuser
alimentatore elettronico incluso
electronic ballast integral

70W HIT

G12

flood 120°

6600 lm

.21F.T

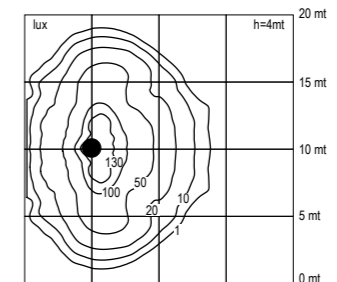
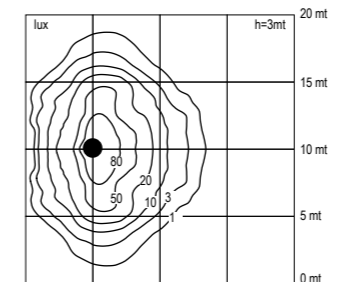
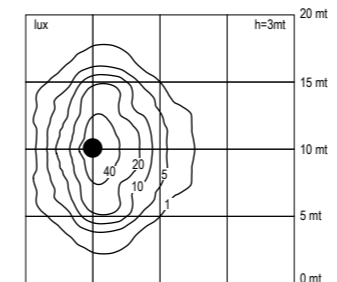
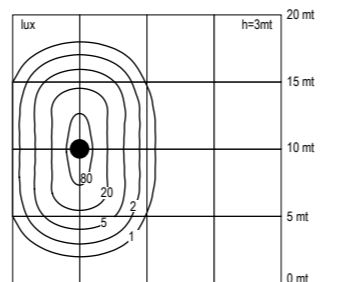
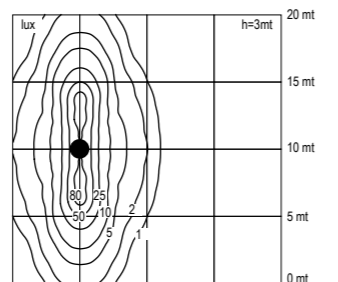
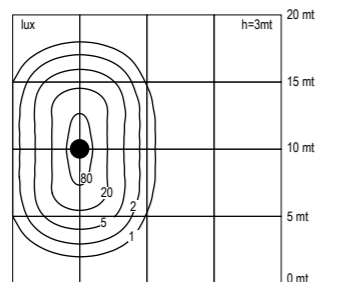
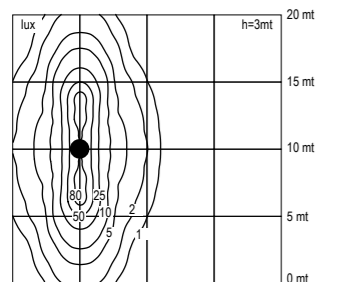
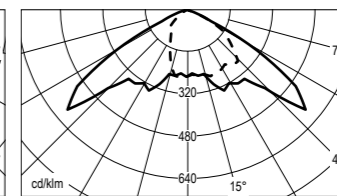
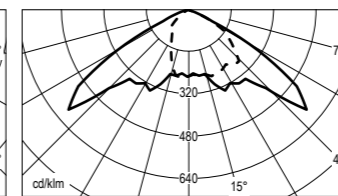
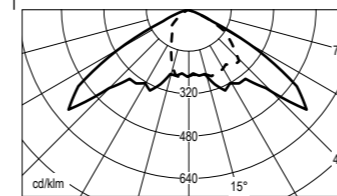
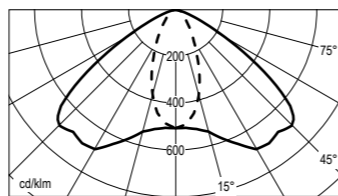
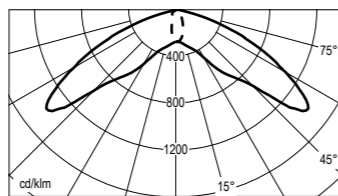
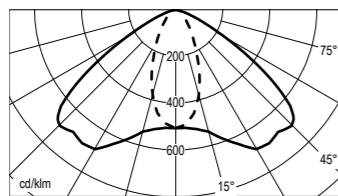
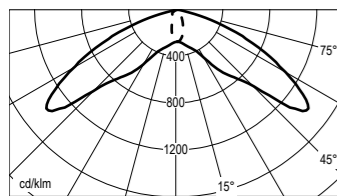
vetro trasparente clear diffuser
alimentatore ferromagnetico incluso
conventional ballast integral

150W HIT

G12

flood 120°

14000 lm




codice colori
colour codes

- .01** bianco white
- .05** grigio antracite anthracite grey
- .13** grigio chiaro light grey
- .45** marrone ruggine rust brown
- .80** sand architectural su richiesta upon request

accessori
accessories

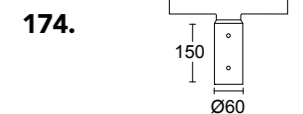
ATTACCO PER BRACCIO
BRACKET SUPPORT



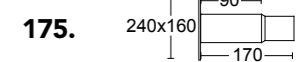
ATTACCO TESTA PALO
HEAD OF THE COLUMN



DOPPIO ATTACCO TESTAPALO
DOUBLE HEAD OF THE COLUMN



BASE PER FISSAGGIO A MURO
WALL FIXING






La famiglia Maestro offre flessibilità nell'applicazione attraverso varie elettrificazioni e differenti sistemi ottici, incluso il nuovo sistema MOILED OPTICS™. I prodotti sono in alluminio pressfuso lega EN 47100 ad alta resistenza all'ossidazione. La famiglia MAESTRO è progettata per applicazioni commerciali ed architettoniche da esterni: stradale, parcheggi, facciate ed aree verdi perimetrali.



The Maestro programme of luminaires offer flexibility in application through lamp and distribution options. The products are made of EN 47100 die-cast aluminium oxidation resistant, and also include the new MOILED OPTICS™ system. The products are eminently suitable for various commercial and architectural applications in the external environment. Street lighting, area lighting, flood lighting, facades and perimeters.



Tellus™ processo produttivo, vedi p.13
production process, see p.13

CERTIFICAZIONI
CERTIFICATION



LEDLAB GHIDINI
LIGHT IDEAS

versioni led disponibili: 3000K / 4000K
LEDs available: 3000K / 4000K

GRADO DI PROTEZIONE
IP / IK RATING

IP 65 IK 08
IP 65 IK 08

CLASSE DI ISOLAMENTO
CLASSIFICATION

classe I/II
class I/II

CORPO
HOUSING

alluminio alta resistenza all'ossidazione
aluminium high resistance to oxidation

DIFFUSORE
DIFFUSER

vetro sodico calcico temprato
soda-lime tempered glass

VITERIA ESTERNA
EXTERNAL FIXINGS

inox A4-70
stainless steel A4-70

GUARNIZIONI
SEALING GASKET

silicone ricotto
silicone

ENTRATA CAVO
CABLE ENTRY

pressacavo M20 in polipropilene
cable gland M20 polypropylene

ORIENTABILITA'
POSITIONING

staffa per l'orientabilità con bloccaggio del puntamento.
mechanical system allows fixture locking and adjustment.

LAMPADINA
LAMP

esclusa
not included

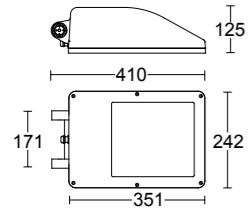
SISTEMA LED
LEDs

sistema LED MOILED OPTICS™ inside
LEDs system MOILED OPTICS™ inside

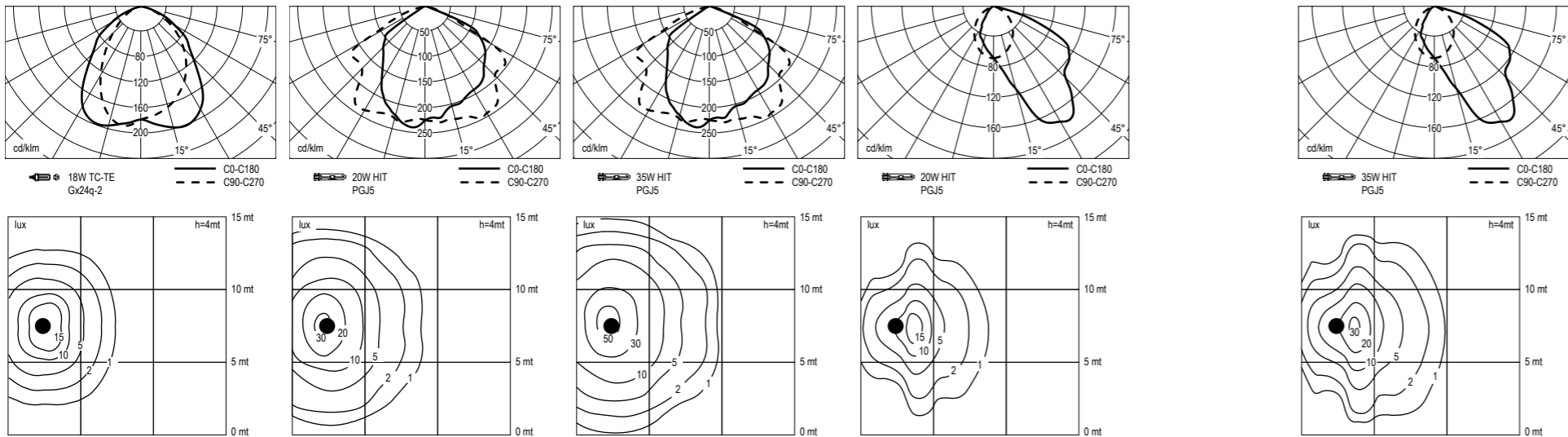
FINITURA
FINISH

doppia verniciatura in polvere poliesteri ad alta resistenza ai raggi UV ed alla corrosione
double powder coating polyester high resistance to UV and oxidation

5482



<p>.G1F.T vetro trasparente <i>clear diffuser</i> alimentatore elettronico incluso <i>electronic ballast integral</i> simmetrico <i>dysymmetric</i> 18W TC-TE G24q-2 flood 1200 lm</p>	<p>.M4R.T vetro trasparente <i>clear diffuser</i> alimentatore ferromagnetico incluso <i>conventional ballast integral</i> simmetrico trasversale <i>dysymmetric</i> 20W HIT PGJ5 flood 1650 lm</p>	<p>.M5R.T vetro trasparente <i>clear diffuser</i> alimentatore ferromagnetico incluso <i>conventional ballast integral</i> simmetrico trasversale <i>dysymmetric</i> 35W HIT PGJ5 flood 3000 lm</p>	<p>.M4O.T vetro trasparente <i>clear diffuser</i> alimentatore ferromagnetico incluso <i>conventional ballast integral</i> asimmetrico longitudinale <i>dysymmetric</i> 20W HIT PGJ5 flood 1650 lm</p>	<p>.M5O.T vetro trasparente <i>clear diffuser</i> alimentatore ferromagnetico incluso <i>conventional ballast integral</i> asimmetrico longitudinale <i>dysymmetric</i> 35W HIT PGJ5 flood 3000 lm</p>
---	--	--	---	---



codice colori
colour codes

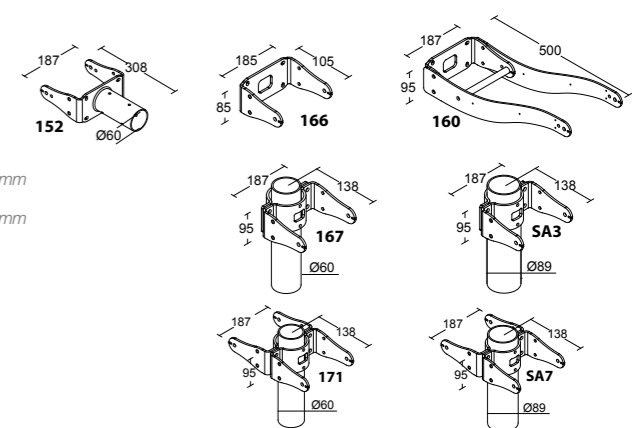
.01	bianco white
.05	grigio antracite anthracite grey
.13	grigio chiaro light grey
.45	marrone ruggine rust brown
.80	sand architectural

su richiesta
upon request

accessori
accessories

ACCESSORI OBBLIGATORI PER PALO
COMPULSORY ACCESSORIES FOR COLUMNS

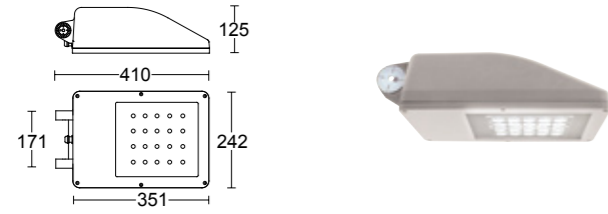
- 152. Attacco per braccio Ø60 mm
bracket support Ø60mm
- 166. Staffa a muro Wall bracket
- 160. Staffa a muro + Braccio L=500
Wall bracket + Column bracket 500mm
- 167. Attacco palo Ø60 mm Column support Ø60mm
- SA3. Attacco palo Ø89 mm Column support Ø89mm
- 171. Attacco palo doppio Ø60 mm
Column double support Ø60 mm
- SA7. Doppio attacco palo Ø89 mm
Double Column support Ø89 mm



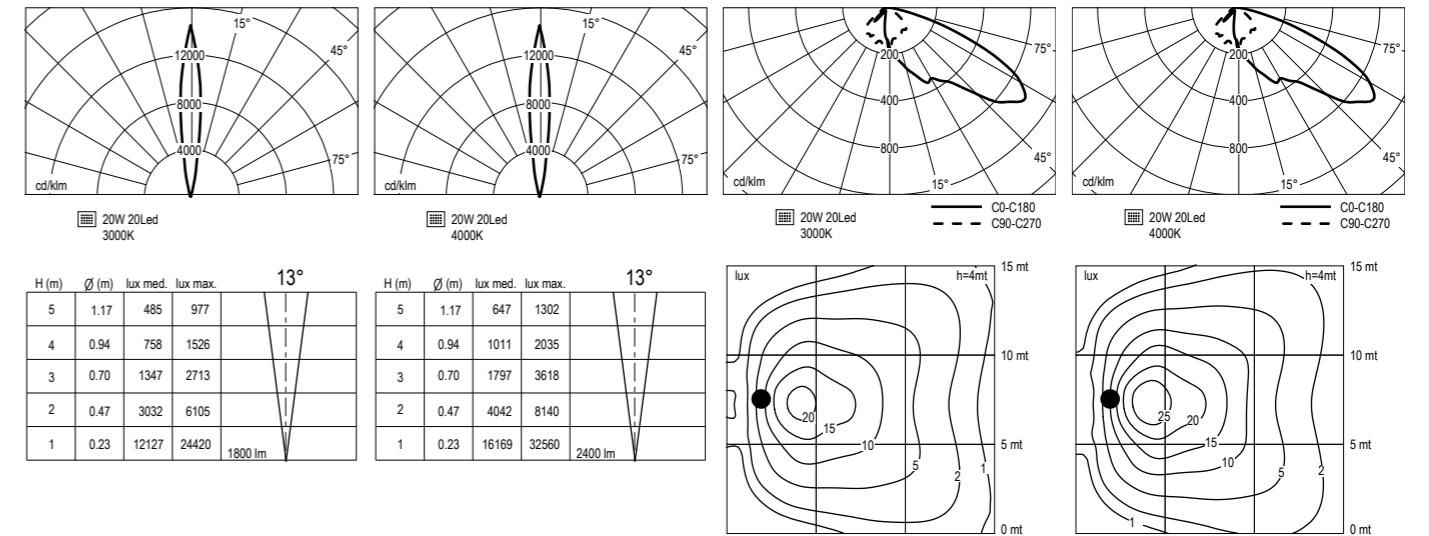
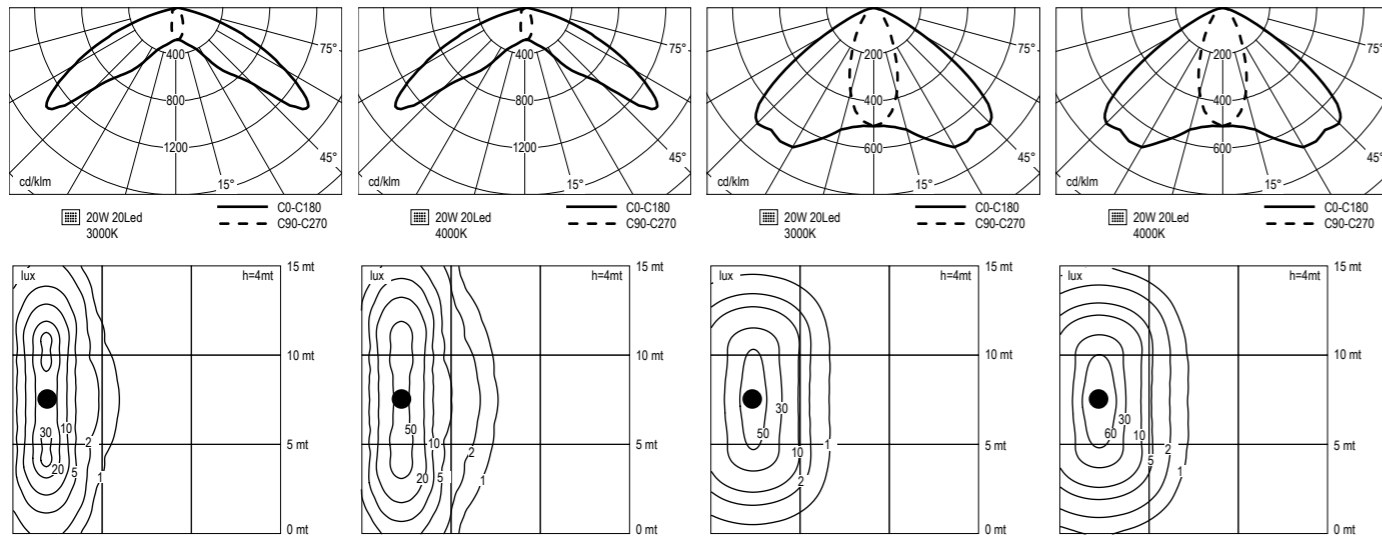
accessori Ø76mm disponibile su richiesta
 Ø89mm accessories available upon request



5481



Model	Material	Power	Color	Beam Angle	Lumen
.118.T	vetro trasparente clear diffuser	20W 20Led	3000K	flood 132°x40°	1800 lm
.119.T	vetro trasparente clear diffuser	20W 20Led	3000K	flood 116°x46°	1800 lm
.120.T	vetro trasparente clear diffuser	20W 20Led	4000K	flood 132°x40°	2400 lm
.121.T	vetro trasparente clear diffuser	20W 20Led	4000K	flood 116°x46°	2400 lm
.122.T	vetro trasparente clear diffuser	20W 20Led	3000K	spot 13°	1800 lm
.123.T	vetro trasparente clear diffuser	20W 20Led	4000K	spot 13°	2400 lm
.124.T	vetro trasparente clear diffuser	20W 20Led	3000K	flood	1800 lm
.125.T	vetro trasparente clear diffuser	20W 20Led	4000K	flood	2400 lm



codice colori
colour codes

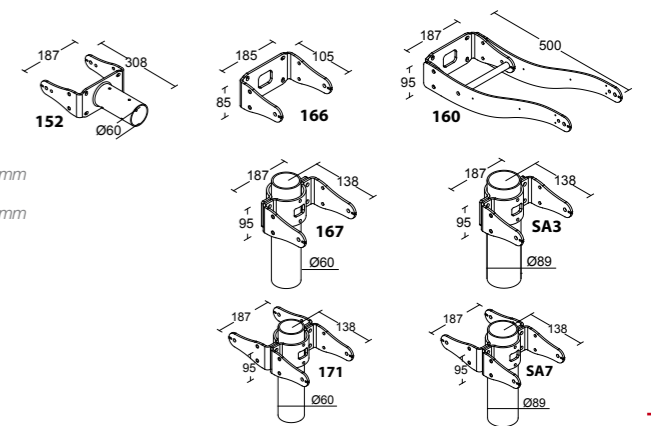
.01	bianco white
.05	grigio antracite anthracite grey
.13	grigio chiaro light grey
.45	marrone ruggine rust brown
.80	sand architectural

su richiesta
upon request

accessori
accessories

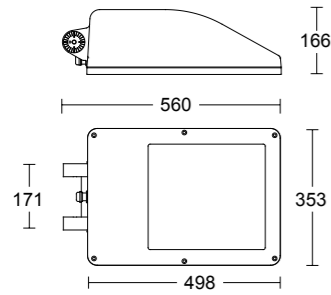
ACCESSORI OBBLIGATORI PER PALO
COMPULSORY ACCESSORIES FOR COLUMNS

- 152. Attacco per braccio Ø60 mm
bracket support Ø60mm
- 166. Staffa a muro Wall bracket
- 160. Staffa a muro + Braccio L=500
Wall bracket + Column bracket 500mm
- 167. Attacco palo Ø60 mm Column support Ø60mm
- SA3. Attacco palo Ø89 mm Column support Ø89mm
- 171. Attacco palo doppio Ø60 mm
Column double support Ø60 mm
- SA7. Doppio attacco palo Ø89 mm
Double Column support Ø89 mm



accessori Ø76mm disponibile su richiesta
Ø89mm accessories available upon request

5480



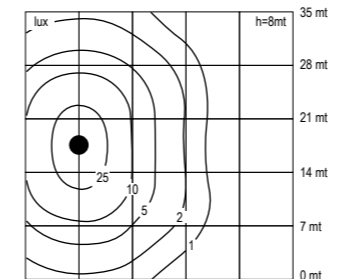
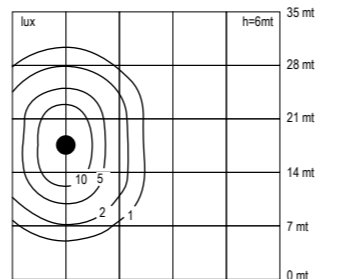
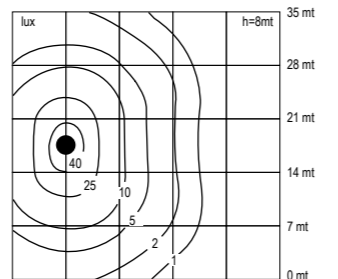
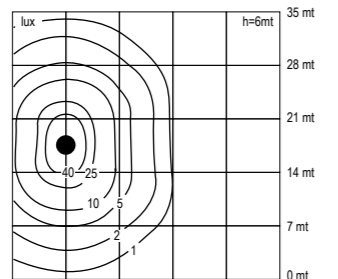
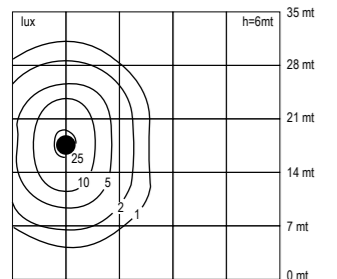
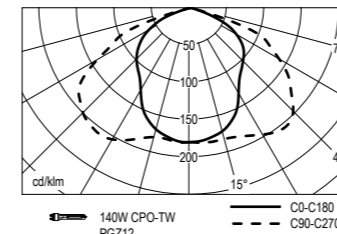
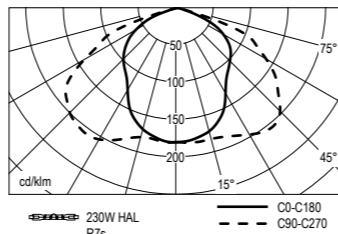
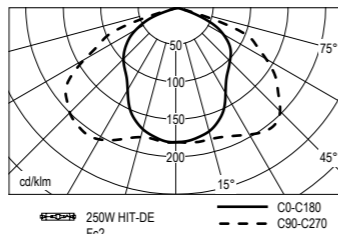
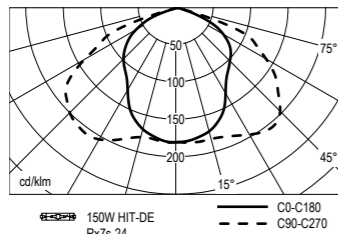
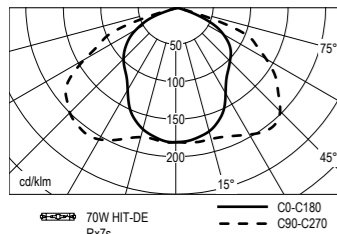
.59R.T
 vetro trasparente *clear diffuser*
 alimentatore ferromagnetico incluso
conventional ballast integral
 simmetrico trasversale *dysymmetric*
 70W HIT-DE Cut Off
 Rx7s
 flood 104°x136°
 6500 lm

.61R.T
 vetro trasparente *clear diffuser*
 alimentatore ferromagnetico incluso
conventional ballast integral
 simmetrico trasversale *dysymmetric*
 150W HIT-DE Cut Off
 Rx7s-24
 flood 104°x136°
 14000 lm

.63R.T
 vetro trasparente *clear diffuser*
 alimentatore ferromagnetico incluso
conventional ballast integral
 simmetrico trasversale *dysymmetric*
 250W HIT-DE Cut Off
 Fc2
 flood 104°x136°
 20000 lm

.40R.T
 vetro trasparente *clear diffuser*
 alimentatore ferromagnetico incluso
 simmetrico trasversale *dysymmetric*
 230W HAL Cut Off
 R7s
 flood 104°x136°
 5060 lm

.B9R.T
 vetro trasparente *clear diffuser*
 alimentatore ferromagnetico incluso
conventional ballast integral
 simmetrico trasversale *dysymmetric*
 140W CPO-TW Cut Off
 PGZ12
 flood 104°x136°
 16500 lm



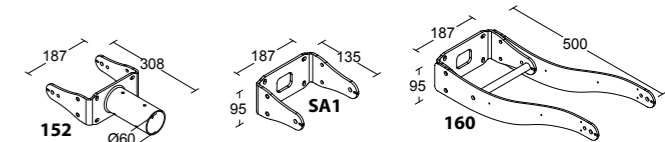
codice colori
 colour codes

.01	bianco white
.05	grigio antracite anthracite grey
.13	grigio chiaro light grey
.45	marrone ruggine rust brown
.80	sand architectural

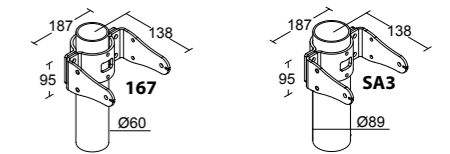
su richiesta
 upon request

accessori
 accessories
ACCESSORI OBBLIGATORI PER PALO
COMPULSORY ACCESSORIES
FOR COLUMNS

152. Attacco per braccio Ø60 mm
 bracket support Ø60mm
SA1. Staffa a muro *Wall bracket*
160. Staffa a muro + Braccio L=500
Wall bracket + Column bracket 500mm



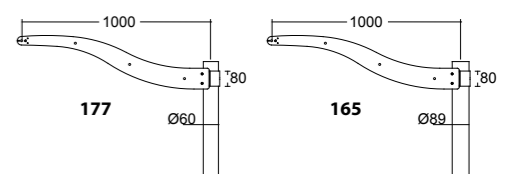
167. Attacco palo Ø60 mm *Column support Ø60mm*
SA3. Attacco palo Ø89 mm *Column support Ø89mm*



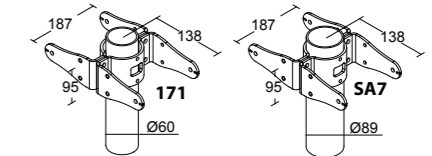
176. Attacco palo Ø60 mm + Braccio L=500
Column support Ø60mm + Column bracket 500mm
SA5. Attacco palo Ø89 mm + Braccio L=500
Column support Ø89mm + Column bracket 500mm



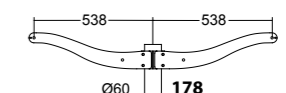
177. Attacco palo Ø60 mm + Braccio L=1000
Column support Ø60mm + Column bracket 1000mm
165. Attacco palo Ø89 mm + Braccio L=1000
Column support Ø89mm + Column bracket 1000mm



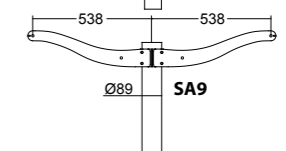
171. Attacco palo doppio Ø60 mm
Column double support Ø60 mm
SA7. Doppio attacco palo Ø89 mm
Double Column support Ø89 mm



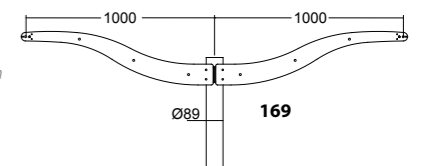
178. Doppio attacco palo Ø60 mm + Doppio Braccio L=500
Double column support Ø60 mm+ Double bracket 500mm



SA9. Doppio attacco palo Ø89 mm + doppio Braccio L=500
Double column support Ø89 mm+ Double bracket 500mm

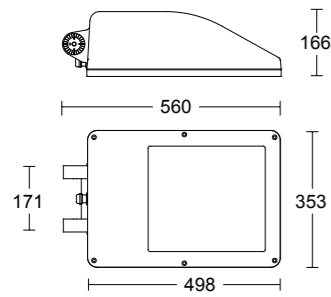


169. Doppio attacco palo Ø89 mm + doppio Braccio L=1000
Double column support Ø89 mm+ Double bracket 1000mm

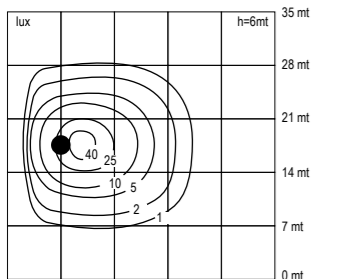
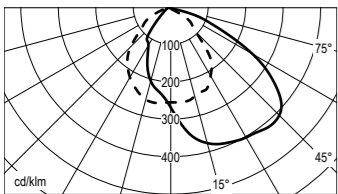


accessori Ø76mm disponibile su richiesta
 Ø89mm accessories available upon request

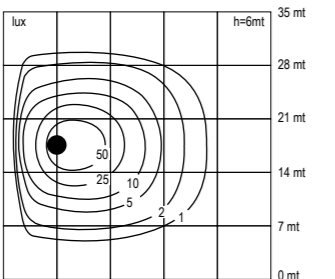
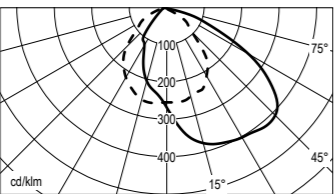
5480



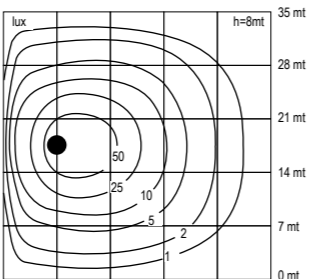
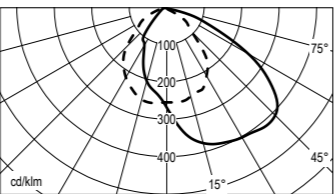
.590.T
 vetro trasparente *clear diffuser*
 alimentatore ferromagnetico incluso
conventional ballast integral
 asimmetrico longitudinale *dysymmetric*
 70W HIT-DE Cut Off
 Rx7s
 flood 75°x90°
 6500 lm



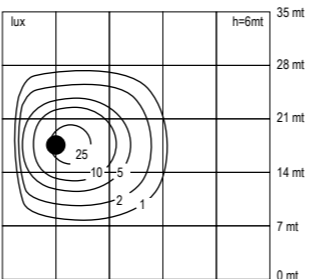
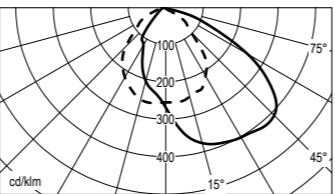
.610.T
 vetro trasparente *clear diffuser*
 alimentatore ferromagnetico incluso
conventional ballast integral
 asimmetrico longitudinale *dysymmetric*
 150W HIT-DE Cut Off
 Rx7s-24
 flood 75°x90°
 14000 lm



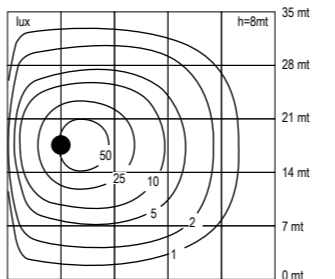
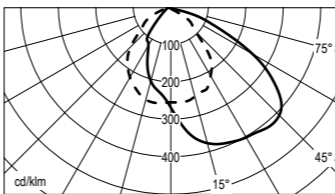
.630.T
 vetro trasparente *clear diffuser*
 alimentatore ferromagnetico incluso
conventional ballast integral
 asimmetrico longitudinale *dysymmetric*
 250W HIT-DE Cut Off
 Fc2
 flood 75°x90°
 20000 lm



.400.T
 vetro trasparente *clear diffuser*
 alimentatore ferromagnetico incluso
conventional ballast integral
 asimmetrico longitudinale *dysymmetric*
 230W HAL Cut Off
 R7s
 flood 75°x90°
 5060 lm



.B90.T
 vetro trasparente *clear diffuser*
 alimentatore ferromagnetico incluso
conventional ballast integral
 asimmetrico longitudinale *dysymmetric*
 140W CPO-TW Cut Off
 PGZ12
 flood 75°x90°
 16500 lm



codice colori
 colour codes

.01	bianco white
.05	grigio antracite anthracite grey
.13	grigio chiaro light grey
.45	marrone ruggine rust brown
.80	sand architectural

su richiesta
 upon request

accessori
 accessories
ACCESSORI OBBLIGATORI PER PALO
COMPULSORY ACCESSORIES
FOR COLUMNS

152. Attacco per braccio Ø60 mm
bracket support Ø60mm

SA1. Staffa a muro *Wall bracket*

160. Staffa a muro + Braccio L=500
Wall bracket + Column bracket 500mm

167. Attacco palo Ø60 mm *Column support Ø60mm*

SA3. Attacco palo Ø89 mm *Column support Ø89mm*

176. Attacco palo Ø60 mm + Braccio L=500
Column support Ø60mm + Column bracket 500mm

SA5. Attacco palo Ø89 mm + Braccio L=500
Column support Ø89mm + Column bracket 500mm

177. Attacco palo Ø60 mm + Braccio L=1000
Column support Ø60mm + Column bracket 1000mm

165. Attacco palo Ø89 mm + Braccio L=1000
Column support Ø89mm + Column bracket 1000mm

171. Attacco palo doppio Ø60 mm
Column double support Ø60 mm

SA7. Doppio attacco palo Ø89 mm
Double Column support Ø89 mm

178. Doppio attacco palo Ø60 mm + Doppio Braccio L=500
Double column support Ø60 mm+ Double bracket 500mm

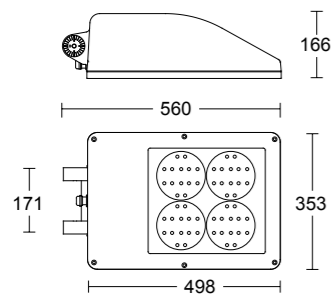
SA9. Doppio attacco palo Ø89 mm + doppio Braccio L=500
Double column support Ø89 mm+ Double bracket 500mm

169. Doppio attacco palo Ø89 mm + doppio Braccio L=1000
Double column support Ø89 mm+ Double bracket 1000mm

accessori Ø76mm disponibile su richiesta
 Ø89mm accessories available upon request

5483

LED version
MOVILED OPTICS™ inside



.115.T

vetro trasparente clear diffuser
alimentatore incluso led driver integral

56W 56Led

3000K

flood 132°x40°

5040 lm

.101.T

vetro trasparente clear diffuser
alimentatore incluso led driver integral

56W 56Led

4000K

flood 132°x40°

6720 lm

.116.T

vetro trasparente clear diffuser
alimentatore incluso led driver integral

56W 56Led

3000K

flood 116°x46°

5040 lm

.102.T

vetro trasparente clear diffuser
alimentatore incluso led driver integral

56W 56Led

4000K

flood 116°x46°

6720 lm

.117.T

vetro trasparente clear diffuser
alimentatore incluso led driver integral

56W 56Led

3000K

flood 116°x46°

5040 lm

.103.T

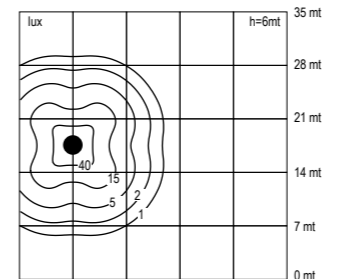
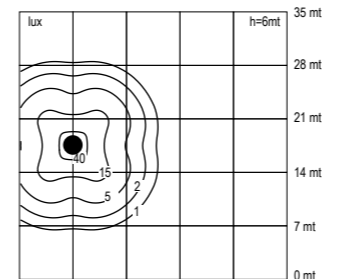
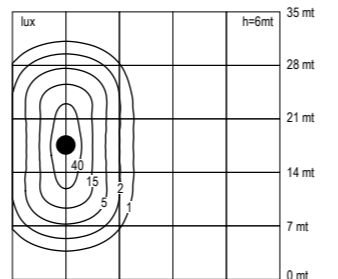
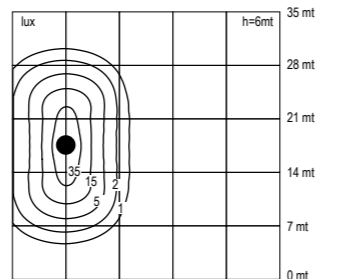
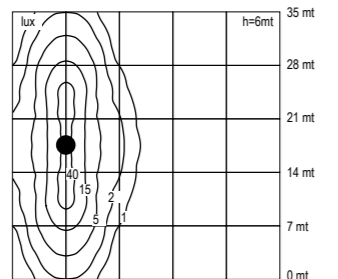
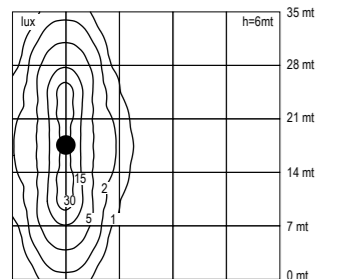
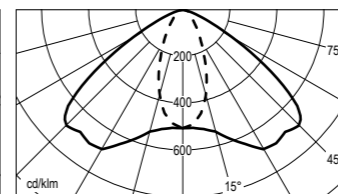
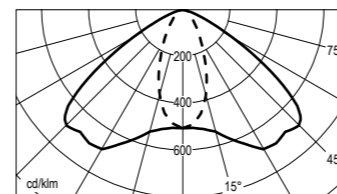
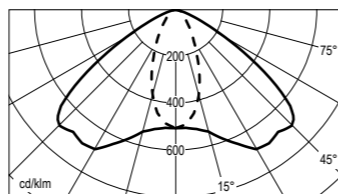
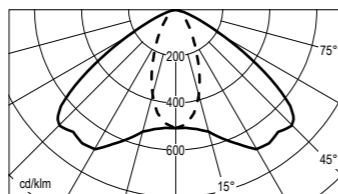
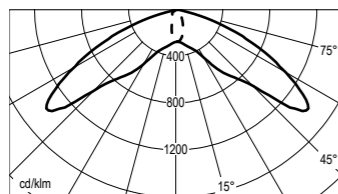
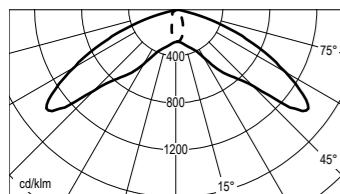
vetro trasparente clear diffuser
alimentatore incluso led driver integral

56W 56Led

4000K

flood 116°x46°

6720 lm



codice colori
colour codes

- .01** bianco
white
- .05** grigio antracite
anthracite grey
- .13** grigio chiaro
light grey
- .45** marrone ruggine
rust brown
- .80** sand architectural su richiesta
upon request

accessori
accessories

ACCESSORI OBBLIGATORI PER PALO
COMPULSORY ACCESSORIES
FOR COLUMNS

vedi pagine precedente
see previous page



Clessidra

design: IKON DESIGN

GHIDINI
LIGHT IDEAS

photo: Kathi Huidobro

CLESSIDRA è stata accuratamente progettata per minimizzare l'impatto visivo. Il sistema LED è basato sull'innovativa tecnologia XICATO che garantisce un'eccellente uniformità di output luminoso (3000K CRI 80+) ed una perfezione di temperatura colore nel tempo (5 anni di garanzia anche sul mantenimento della temperatura colore). La combinazione del design minimale con l'emissione luminosa diretta d'ambiente rende CLESSIDRA un elemento architettonico sofisticato, adatto per applicazioni in centri storici, parchi e progetti architettonici di prestigio. CLESSIDRA consente un elevato livello di personalizzazione per prescrizioni ad elevata specificità.

CLESSIDRA concept is a subtle design with minimal visual impact for the built and landscaped environments. The light system is based on the innovative XICATO LED module that provides perception in light quality with its outstanding uniformity (3000 K, CRI 80+) and extremely tight tolerance on colour point, both initial and through time (5 years warranty on homogeneous colour point as well). The understated design together with the direct and ambient lighting elements make CLESSIDRA a sophisticated choice for use in city centres, parks, and prestigious architectural projects. CLESSIDRA allows a high degree of personalization for project specific versions.



Tellus™ processo produttivo, vedi p.13
production process, see p.13

CERTIFICAZIONI CERTIFICATION



LEDLAB GHIDINI
LIGHT IDEAS

versioni led disponibili: 3000K by XICATO
LEDs available: 3000K by XICATO

GRADO DI PROTEZIONE
IP RATING

IP 65
IP 65

CLASSE DI ISOLAMENTO
CLASSIFICATION

classe I
class I

CORPO
HOUSING

alluminio pressofuso alta resistenza all'ossidazione ed estruso
die-cast aluminium high resistance to oxidation and extruded aluminium

PALO
COLUMN

acciaio per impieghi strutturale S235 JR (UNI EN 12219)
structural ENGINEERING STEELS S235 JR (UNI EN 12219)

VITERIA ESTERNA
EXTERNAL FIXINGS

inox A4-70
stainless steel A4-70

GUARNIZIONI
SEALING GASKET

silicone ricotto
silicone

FINITURA
FINISH

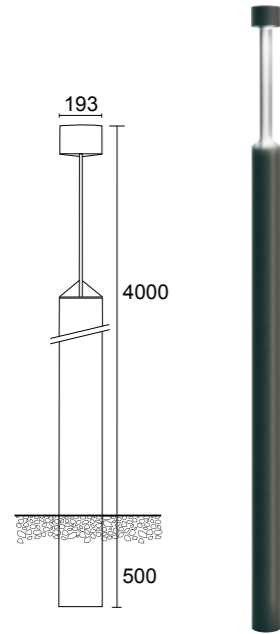
doppia verniciatura in polveri poliestere ad alta resistenza ai raggi UV ed alla corrosione
double powder coating polyester high resistance to UV and oxidation

5 anni di garanzia sul prodotto e sulla temperatura colore
5 years warranty both on the product and on colour homogeneity

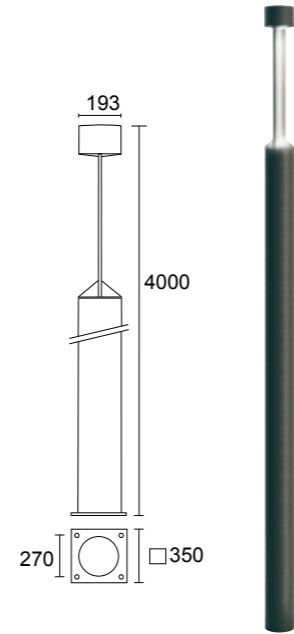
Clessidra

IP 65 

1500



1501



.R11.T
vetro trasparente *clear diffuser*
alimentatore incluso *led driver integral*

34W 4Led

XICATO LED 3000K

flood

2200 lm

.17X.T
vetro trasparente *clear diffuser*
alimentatore elettronico incluso
electronic ballast integral


35W HIT classe II 

G8,5

flood

3300 lm

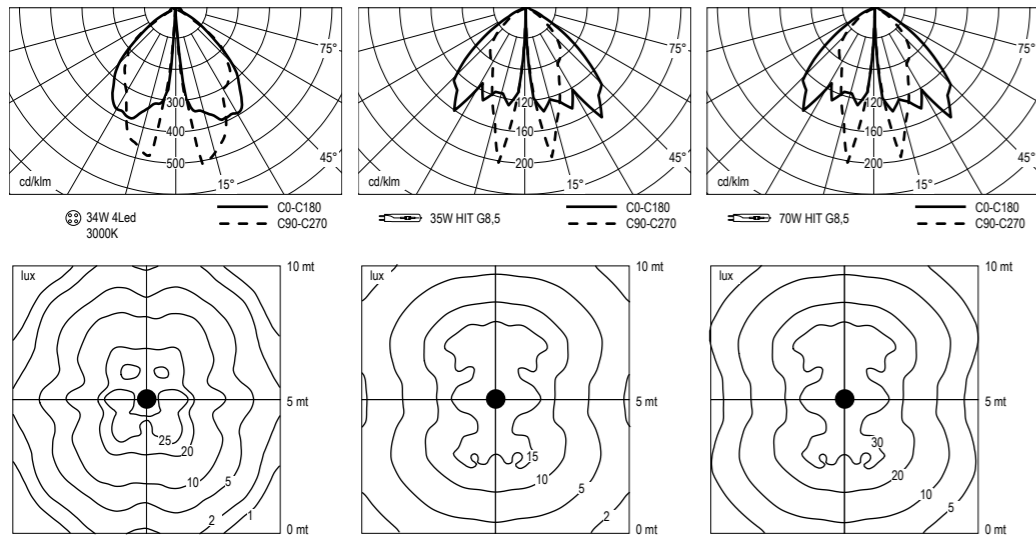
.19X.T
vetro trasparente *clear diffuser*
alimentatore elettronico incluso
electronic ballast integral

70W HIT classe II 

G8,5

flood

6600 lm



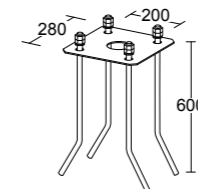
codice colori
colour codes

- .01** bianco *white*
- .05** grigio antracite *anthracite grey*
- .13** grigio chiaro *light grey*
- .45** marrone ruggine *rust brown*
- .80** sand architectural *su richiesta upon request*

accessori
accessories

**CONTROBASE DI ANCORAGGIO
IN FERRO**
ZINC PLATED STEEL ANCHORAGE

429



solo per cod. 1501
only for cod. 1501



photo: Kathi Huidobro

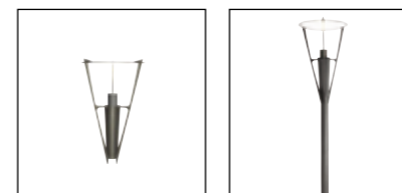
Tret Sky

design: arch.Margarita Kroucharska






Tret Sky illumina idealmente percorsi pedonali in aree pubbliche e residenziali. Il design è sobrio ed essenziale, adeguato a inserimenti armonici nel contesto ambientale. La linea è costituita da elementi realizzati in alluminio pressofuso ed estruso. La possibilità di accostarli in soluzioni differenti, consente di ottenere risultati estetici personalizzati e unici. Rispetta le norme anti-inquinamento luminoso.

TRET SKY is a urban column 4400mm height made of die-cast aluminium with reflector in fiber glass for indirect lighting .TRET SKY is suitable for applications in public areas parkings and city centres . Dark sky system is provided to match most restrictive regulations on cut-off indirect light emissions.

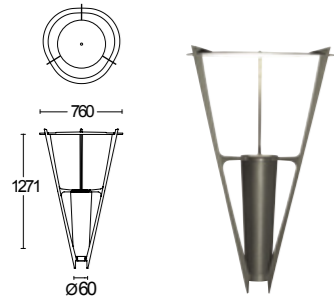


Tellus™ processo produttivo, vedi p.13
production process, see p.13

CERTIFICAZIONI CERTIFICATION	 
GRADO DI PROTEZIONE IP RATING	IP65 IP65
CLASSE DI ISOLAMENTO CLASSIFICATION	classe I / II  class I / II
CORPO HOUSING	alluminio fuso EN AC 44200 alta resistenza all'ossidazione cast aluminium EN AC 44200 high resistance to oxidation
PALO (CE) COLUMN (CE)	alluminio estruso - anima in ferro zincato - da interrare extruded aluminium - zinc plated steel internal tube - to be rooted
DIFFUSORE DIFFUSER	vetro sodico calcico temprato 8 mm 8 mm soda-lime tempered glass
VITERIA ESTERNA EXTERNAL FIXINGS	inox A4-70 stainless steel A4-70
GUARNIZIONI SEALING GASKET	silicone ricotto silicone
CABLAGGIO WIRING	apparecchio fornito con 5,5 mt. di cavo H07RN-F pre cablato fixture supplied pre-wired cable 5.5 mt. long H07RN-F
RIFLETTORE REFLECTOR	vetrosina bianca white fibreglass
LAMPADINA LAMP	esclusa not included
FINITURA FINISH	doppia verniciatura in polveri poliesteri ad alta resistenza ai raggi UV ed alla corrosione double powder coating polyester high resistance to UV and oxidation

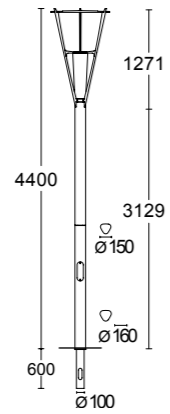
8317

testa palo column fixture



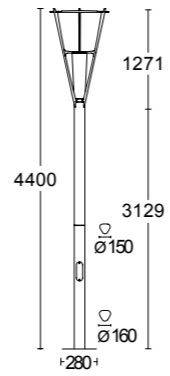
8312

testa + palo
head + column



8313

testa + palo
head + column



.19F.T

vetro trasparente clear diffuser
alimentatore ferromagnetico incluso
conventional ballast integral

70W HIT classe I 

G12

flood 128°

6600 lm

.83F.T

vetro trasparente clear diffuser
alimentatore ferromagnetico incluso
conventional ballast integral

70W HIT classe II 

G12

flood 128°

6600 lm

.21F.T

vetro trasparente clear diffuser
alimentatore ferromagnetico incluso
conventional ballast integral

150W HIT classe I 

G12

flood 128°

14000 lm

.84F.T

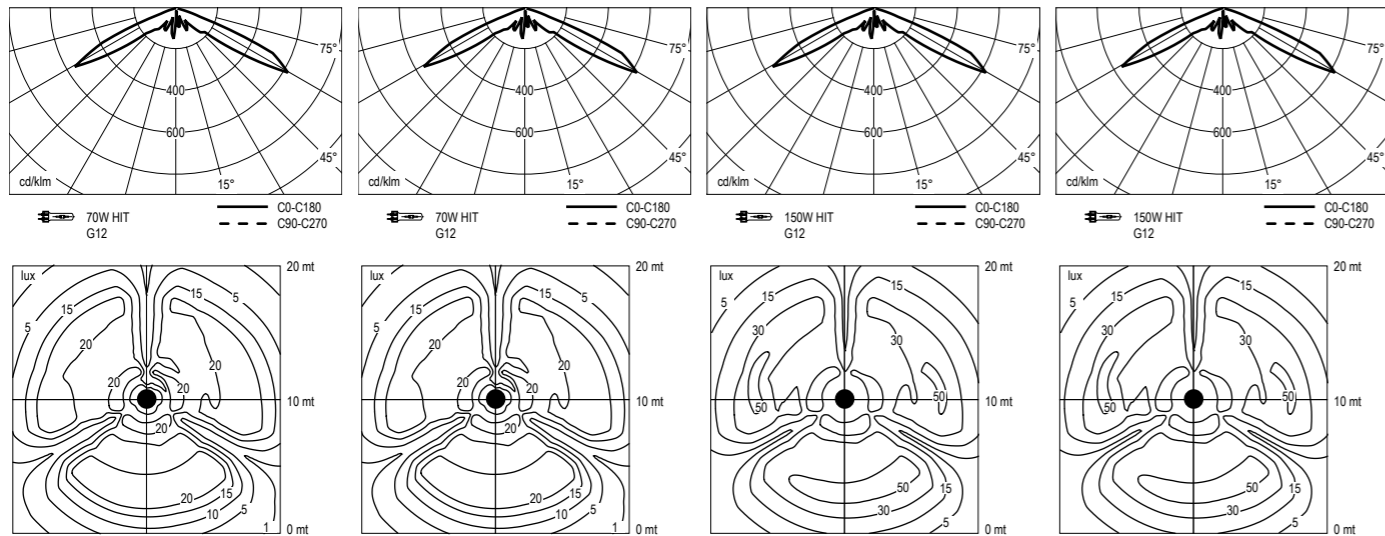
vetro trasparente clear diffuser
alimentatore ferromagnetico incluso
conventional ballast integral

150W HIT classe II 

G12

flood 128°

14000 lm



codice colori
colour codes

- .05** grigio antracite
anthracite grey
 - .13** grigio chiaro
light grey
 - .45** marrone ruggine
rust brown
 - .80** sand architectural
- su richiesta
upon request



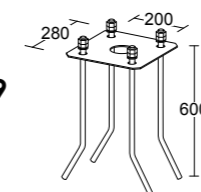
porta d'ispezione disponibile
solo per le versioni classe II

inspection door available only for
class II versions

accessori
accessories

**CONTROBASE DI ANCORAGGIO
IN FERRO**
ZINC PLATED STEEL ANCHORAGE

429

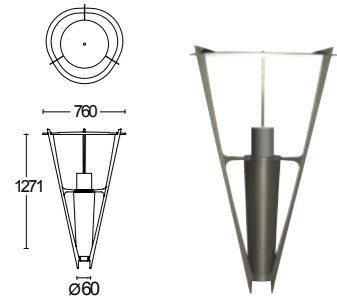


solo per cod. 8313
only for cod. 8313



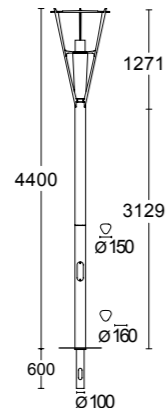
8314

testa palo column fixture



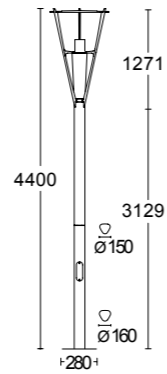
8315

testa + palo
head + column



8316

testa + palo
head + column



.83F.T

vetro trasparente clear diffuser
alimentatore ferromagnetico incluso
conventional ballast integral

70W HIT

G12

flood 128°

6600 lm

.84F.T

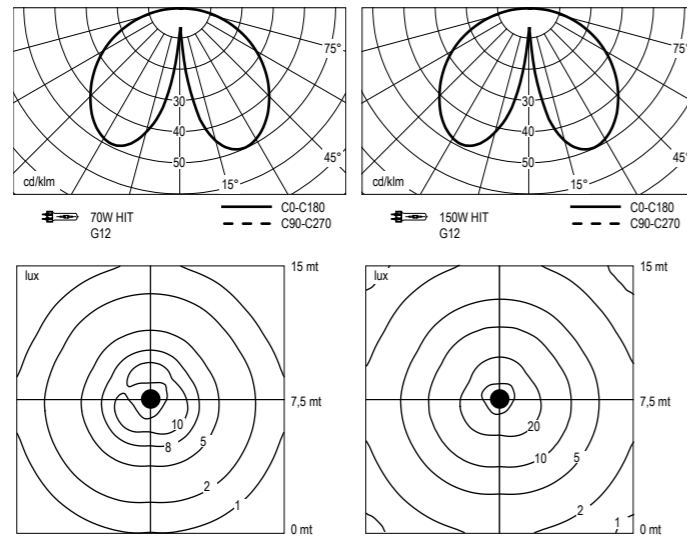
vetro trasparente clear diffuser
alimentatore ferromagnetico incluso
conventional ballast integral

150W HIT

G12

flood 128°

14000 lm



codice colori
colour codes

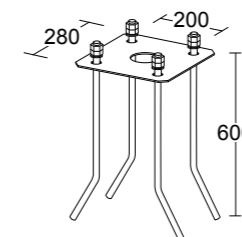
- .05** grigio antracite
anthracite grey
 - .13** grigio chiaro
light grey
 - .45** marrone ruggine
rust brown
 - .80** sand architectural
- su richiesta
upon request

 Disponibile su richiesta in classe I. Class I available upon request.

accessori
accessories

**CONTROBASE DI ANCORAGGIO
IN FERRO**
ZINC PLATED STEEL ANCHORAGE

429



solo per cod. 8316
only for cod. 8316



photo: Germano Borrelli



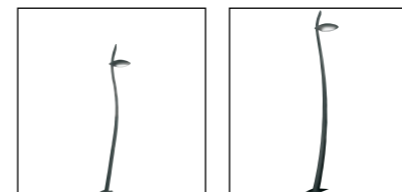
Breeze

design: arch.Margarita Kroucharska_Gianni Forcolini



Apparecchio con corpo in alluminio pressofuso per l'illuminazione urbana di piazze e percorsi, spazi verdi pubblici e privati, parchi e giardini. La forma dell'oggetto e' ispirata dal linguaggio organico del mondo naturale - il seme trasportato dal vento, un giovane fusto mosso dalla brezza. E' particolare l'incastro "morbido" tra i due elementi - il palo e il corpo illuminante che crea l'illusione visiva di leggerezza e di libero volo nello spazio. Rispetta la normativa anti-inquinamento luminoso, è disponibile in classe II.

BREEZE with body made of die-cast aluminium. It is a urban column with one or double heads for use in public environments, parks, parking lots and architectural applications. Wood effect finish available in addition to many different finishes. Dark Sky approved system available in accordance with most restrictive regulations on indirect light control emission. Accessories available include an anchor plate.



Tellus™ processo produttivo, vedi p.13
production process, see p.13

CERTIFICAZIONI CERTIFICATION



versioni led disponibili: 3000K / 4000K
LEDs available: 3000K / 4000K

GRADO DI PROTEZIONE IP RATING

IP55
IP55

CLASSE DI ISOLAMENTO CLASSIFICATION

classe I/II
class I/II

CORPO HOUSING

alluminio fuso EN AB 47100 alta resistenza all'ossidazione
casted aluminium EN AB 47100 high resistance to oxidation

PALO COLUMN

alluminio fuso EN AC 44200 alta resistenza all'ossidazione
casted aluminium EN AC 44200 high resistance to oxidation

DIFFUSORE DIFFUSER

vetro bombato sodico calcico temprato 5 mm
5 mm soda-lime tempered cast glass

VITERIA ESTERNA EXTERNAL FIXINGS

inox A4-70
stainless steel A4-70

GUARNIZIONI SEALING GASKET

silicone ricotto
silicone

CABLAGGIO WIRING

apparecchio fornito con 4m di cavo H07RN-F pre cablato
fixture supplied pre-wired cable 4m long H07RN-F

RIFLETTORE REFLECTOR

alluminio con deposizione in alto vuoto di alluminio purissimo 99,99%
99.99% pure aluminium high vacuum deposif

LAMPADINA BULB

esclusa
not included

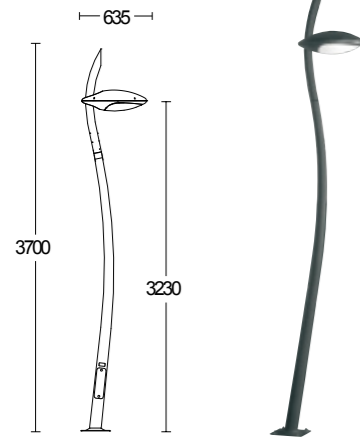
FINITURA FINISH

doppia verniciatura in polveri poliesteri ad alta resistenza ai raggi UV ed alla corrosione
double powder coating polyester high resistance to UV and oxidation



1409

classe I
class I



1405

classe I
class I

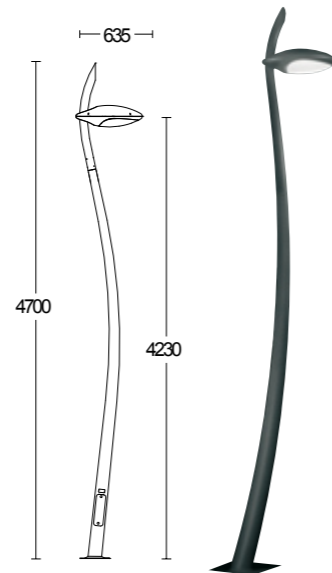


photo: Germano Borrelli

.B2F.T

vetro trasparente clear diffuser
alimentatore elettronico incluso
electronic ballast integral

35W HIT

G12

flood 120°

3300 lm

.N1F.T

vetro trasparente clear diffuser
alimentatore elettronico incluso
electronic ballast integral

70W HIT

G12

flood 120°

6600 lm

.21F.T

vetro trasparente clear diffuser
alimentatore ferromagnetico incluso
conventional ballast integral

150W HIT

G12

flood 120°

14000 lm

.59F.A

vetro acidato acid etched diffuser
alimentatore ferromagnetico incluso
conventional ballast integral

70W HIT-DE HST-DE

Rx7s

flood 138°

6600 lm

.61F.A

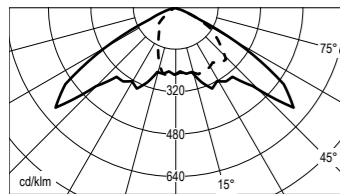
vetro acidato acid etched diffuser
alimentatore ferromagnetico incluso
conventional ballast integral

150W HIT-DE HST-DE

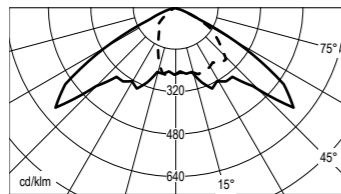
Rx7s-24

flood 138°

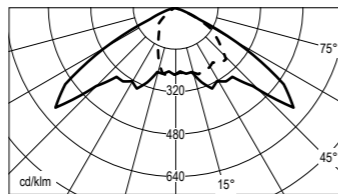
14000 lm



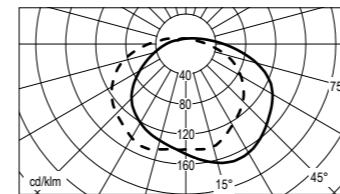
35W HIT G12 C0-C180 C90-C270



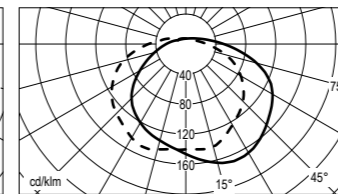
70W HIT G12 C0-C180 C90-C270



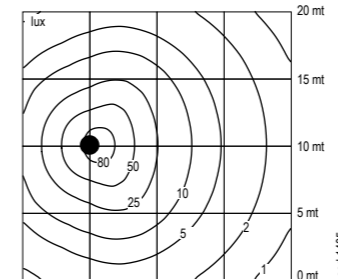
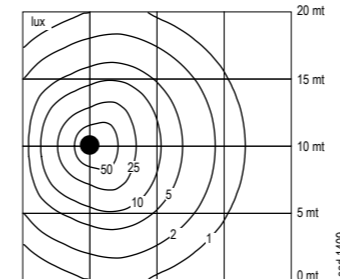
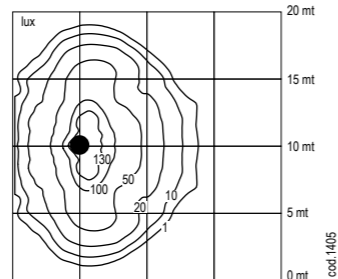
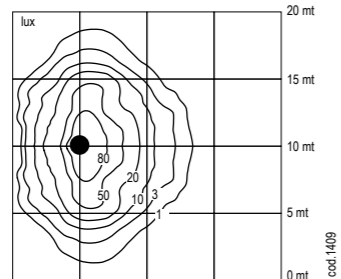
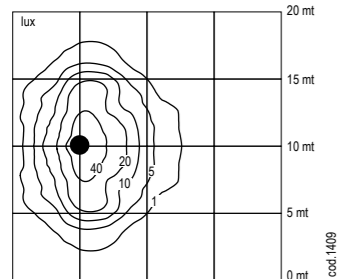
150W HIT G12 C0-C180 C90-C270



70W HIT-DE HST-DE Rx7s C0-C180 C90-C270



150W HIT-DE HST-DE Rx7s-24 C0-C180 C90-C270



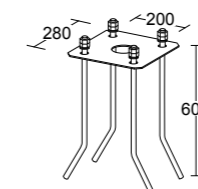
codice colori
colour codes

- .05** grigio antracite
anthracite grey
- .13** grigio chiaro
light grey
- .45** marrone ruggine
rust brown
- .80** sand architectural su richiesta
upon request

accessori
accessories

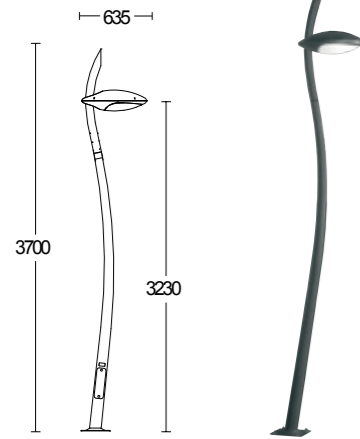
CONTROBASE DI ANCORAGGIO
IN FERRO
ZINC PLATED STEEL ANCHORAGE

429



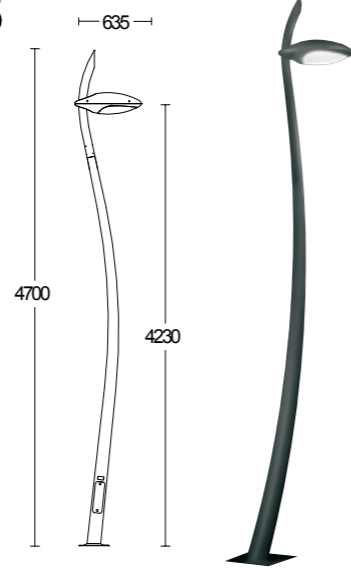
1409

classe I
class I



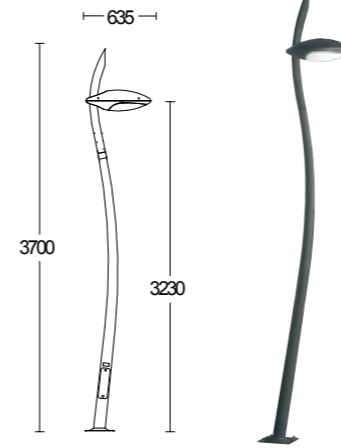
1405

classe I
class I



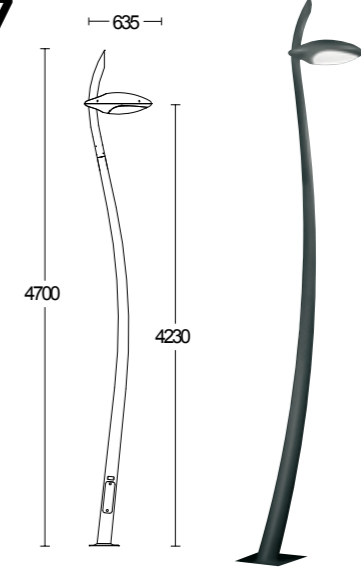
1412

classe II
class II



1407

classe II
class II



.110.T

vetro trasparente clear diffuser
alimentatore incluso led driver integral

28W 28Led 230V

3000K

flood 132°x40°

2520 lm

.111.T

vetro trasparente clear diffuser
alimentatore incluso led driver integral

28W 28Led 230V

3000K

flood 116°x46°

2520 lm

.107.T

vetro trasparente clear diffuser
alimentatore incluso led driver integral

28W 28Led 230V

4000K

flood 132°x40°

3360 lm

.108.T

vetro trasparente clear diffuser
alimentatore incluso led driver integral

28W 28Led 230V

4000K

flood 116°x46°

3360 lm

.B2F.T

vetro trasparente clear diffuser
alimentatore elettronico incluso
electronic ballast integral

35W HIT

G12

flood 120°

3300 lm

.N1F.T

vetro trasparente clear diffuser
alimentatore elettronico incluso
electronic ballast integral

70W HIT

G12

flood 120°

6600 lm

.21F.T

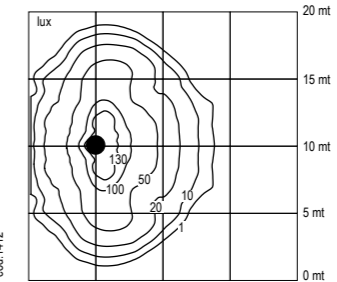
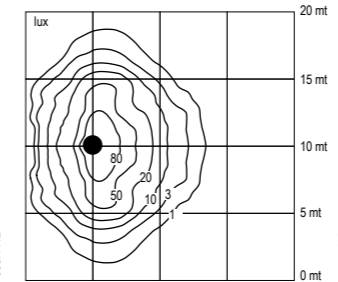
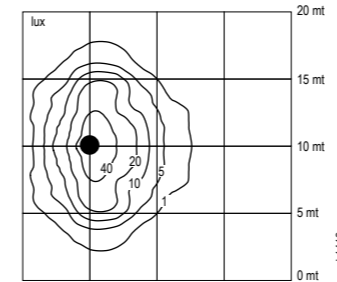
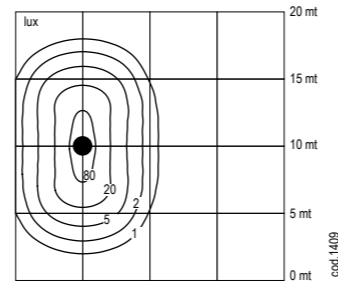
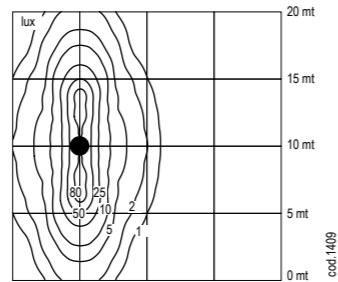
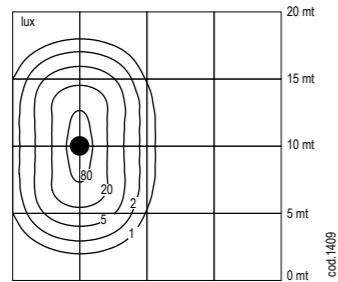
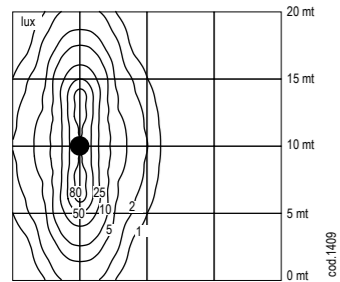
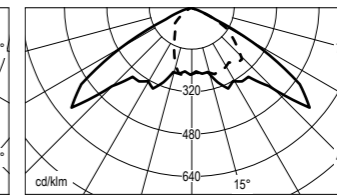
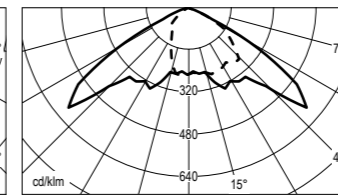
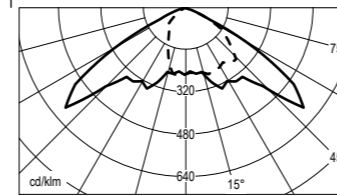
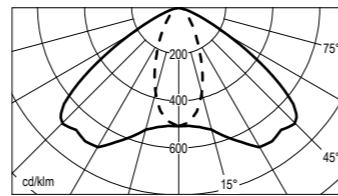
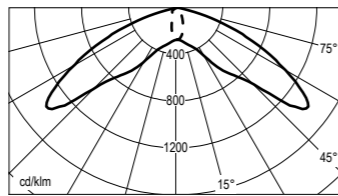
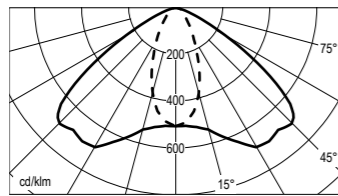
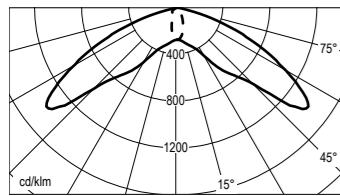
vetro trasparente clear diffuser
alimentatore ferromagnetico incluso
conventional ballast integral

150W HIT

G12

flood 120°

14000 lm



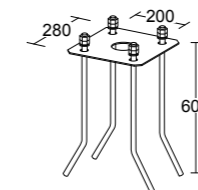
codice colori
colour codes

- .05** grigio antracite
anthracite grey
- .13** grigio chiaro
light grey
- .45** marrone ruggine
rust brown
- .80** sand architectural su richiesta
upon request

accessori
accessories

CONTROBASE DI ANCORAGGIO
IN FERRO
ZINC PLATED STEEL ANCHORAGE

429






Tret Up



Tret Up illumina percorsi pedonali in aree pubbliche e residenziali. Il design e' sobrio ed essenziale, adeguato a inserimenti armonici nel contesto ambientale. La linea e' costituita da elementi realizzati in alluminio pressofuso ed estruso. La possibilita' di accostarli in soluzioni differenti, in cui si fondono, nella forma, le sensazioni trasmesse dai diversi materiali, consente di ottenere risultati estetici personalizzati e unici. Disponibile nella versione anti-inquinamento luminoso.

Tret Up is made of die-cast aluminium. An organically shaped column mounted light with internal anti-glare louvre for use in public paths, pedestrian areas, parks or architectural applications. Available for a round or triangular column. Wood effect finish available in addition to many different finishes. Accessories available include an anchorage base. Light performance in accordance with indirect light control emission regulations.

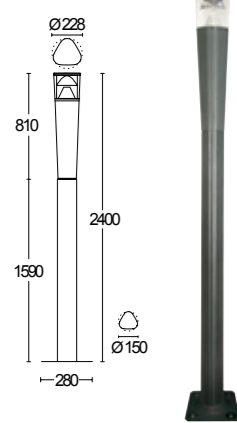


Tellus™ processo produttivo, vedi p.13
production process, see p.13

CERTIFICAZIONI CERTIFICATION	CE CCF
GRADO DI PROTEZIONE IP / IK RATING	IP 65 / IK 10 IP 65 / IK 10
CLASSE DI ISOLAMENTO CLASSIFICATION	classe I / II
CORPO HOUSING	alluminio fuso EN AC 44200 alta resistenza all'ossidazione cast aluminium EN AC 44200 high resistance to oxidation
PALO COLUMN	alluminio estruso EN AW 6060 alta resistenza all'ossidazione extruded aluminium EN AW 6060 high resistance to oxidation
DIFFUSORE DIFFUSER	policarbonato trasparente resistente all'urto ed ai raggi UV vandal proof clear polycarbonate UV resistant
VITERIA ESTERNA EXTERNAL FIXINGS	inox A4-70 stainless steel A4-70
GUARNIZIONI SEALING GASKET	silicone ricotto silicone
CABLAGGIO WIRING	apparecchio fornito con 3,2m di cavo H07RN-F pre cablato fixture supplied pre-wired cable 3.3m long H07RN-F
LAMPADINA LAMP	esclusa not included
FINITURA FINISH	doppia verniciatura in polveri poliestere ad alta resistenza ai raggi UV ed alla corrosione double powder coating polyester high resistance to UV and oxidation

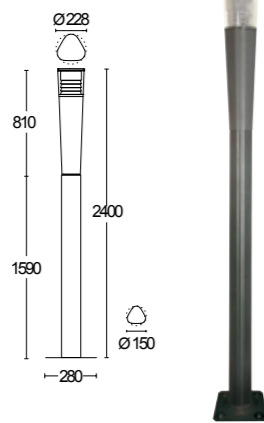
8280

High performance



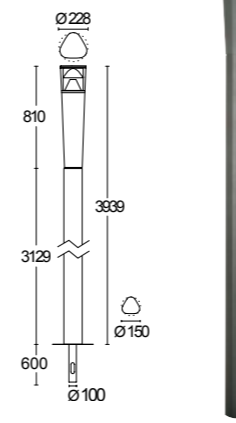
8282

Cut Off



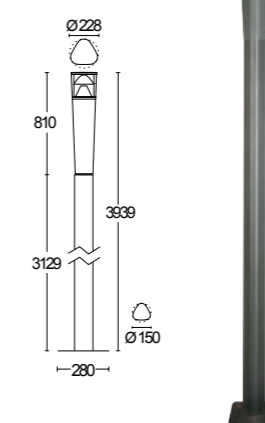
8284

High performance



8285

High performance



.19F.T
vetro trasparente *clear diffuser*
alimentatore ferromagnetico incluso
conventional ballast integral

70W HIT

G12

flood 82°x19°

6600 lm

.19F.T
vetro trasparente *clear diffuser*
alimentatore ferromagnetico incluso
conventional ballast integral

70W HIT

G12

flood 82°x19°

6600 lm

.83F.T
vetro trasparente *clear diffuser*
alimentatore ferromagnetico incluso
conventional ballast integral

70W HIT classe II

G12

flood 82°x19°

6600 lm

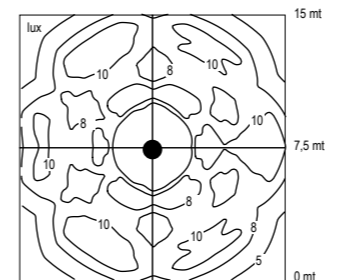
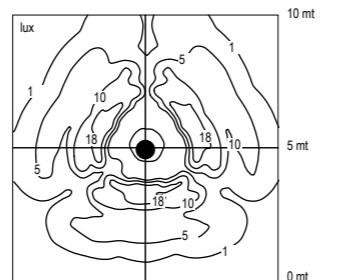
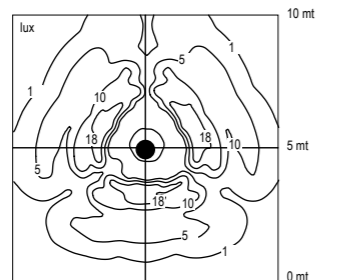
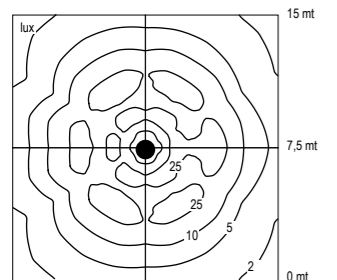
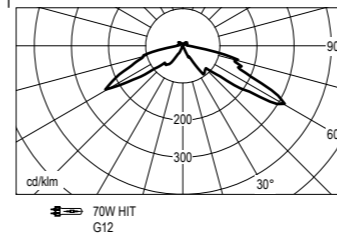
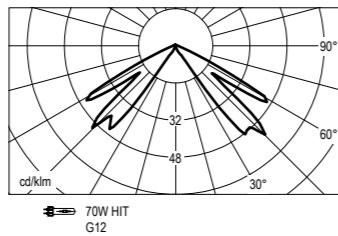
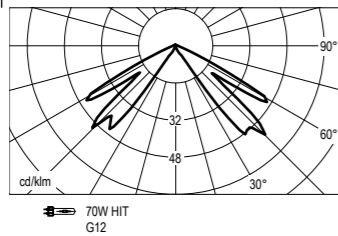
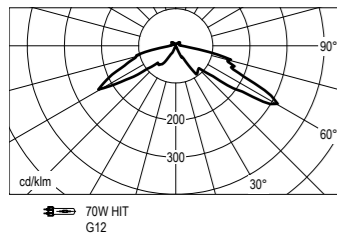
.19F.T
vetro trasparente *clear diffuser*
alimentatore ferromagnetico incluso
conventional ballast integral

70W HIT

G12

flood 82°x19°

6600 lm



codice colori
colour codes

- .05** grigio antracite
anthracite grey
- .13** grigio chiaro
light grey
- .18** effetto legno
wood effect su richiesta
upon request
- .45** marrone ruggine
rust brown
- .80** sand architectural su richiesta
upon request

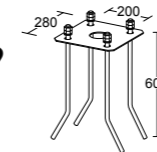
L'effetto legno cod.18 può essere solo sul corpo illuminante.

The wood effect finish cod.18, is available for the light fixture only.

accessori
accessories

**CONTROBASE DI ANCORAGGIO
IN FERRO**
ZINC PLATED STEEL ANCHORAGE

429



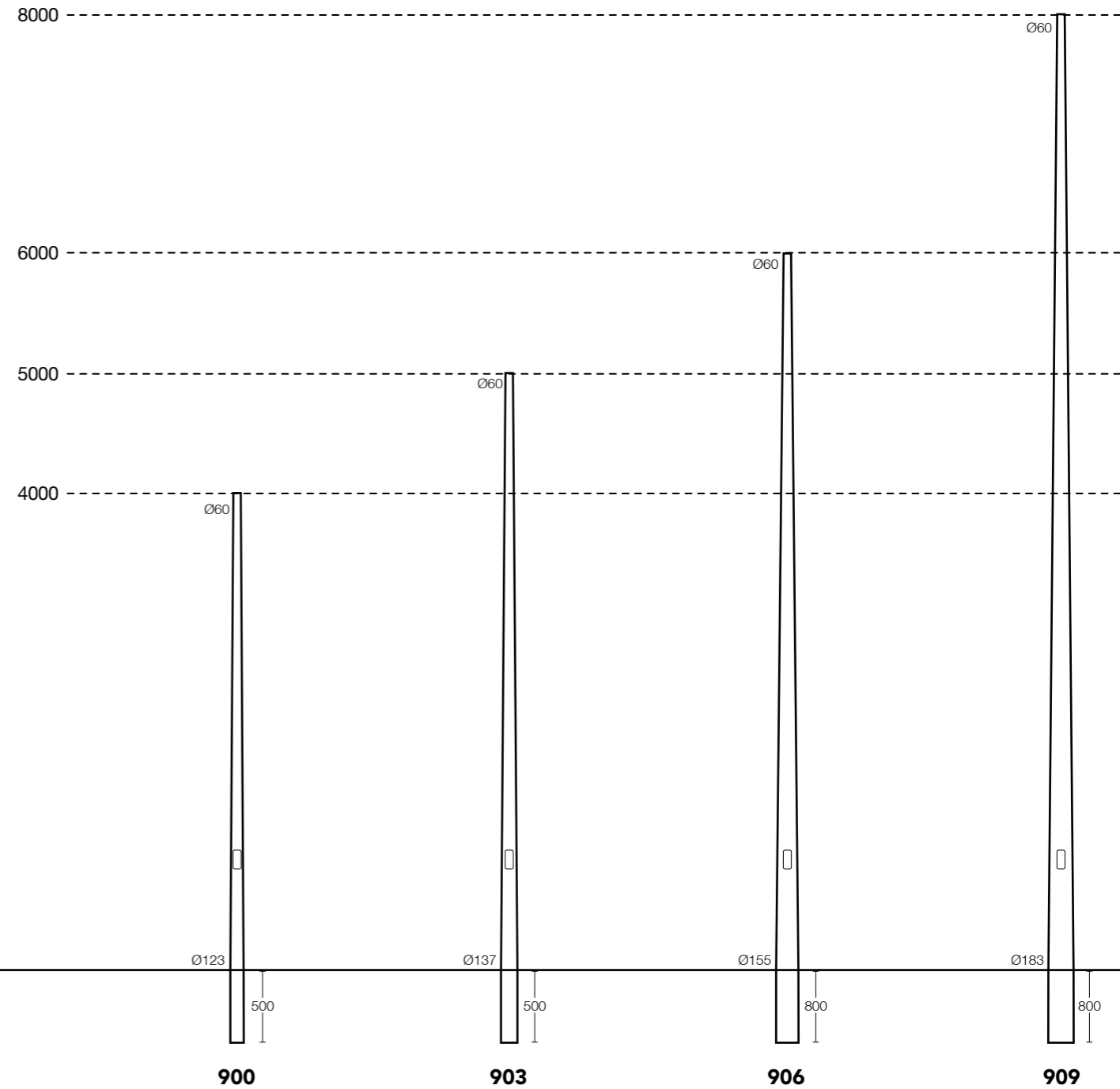
Non disponibile per cod. 8284
Non available for cod. 8284

Pali Columns

Pali in acciaio di qualità S235JR UNI EN10219/1. Predisposti per l'ancoraggio al basamento mediante infissione nel blocco di fondazione, completi delle lavorazioni alla base per il collegamento elettrico a norma, asola entrata cavi con bordi arrotondati e smussati, feritoia con portello a filo esterno ricavato dal taglio a attacchi interni per morsetti di derivazione. A richiesta con predisposizione per ancoraggio al basamento mediante piastra di base saldata al palo e tirafondi da annegare nella fondazione. Protezione contro la corrosione mediante zincatura a caldo, ottenuta con il seguente ciclo: grassaggio; decapaggio; lavaggio; flussaggio; preriscaldamento; zincatura in zinco fuso a 440÷450 gradi centigradi, con percentuale minima di zinco nel bagno di zincatura ³ 98.5%. Verniciatura esterna, colore ed effetto raggrinzato, ottenuto con ciclo a polveri termoindurenti. Imballo per ogni singolo palo, mediante fasciatura con tessuto non tessuto agugliato e calandrato a caldo 100% poliestere, per evitare danneggiamenti della verniciatura durante le operazioni di movimentazione, trasporto e stoccaggio. I pali saranno dotati di marcatura CE in conformità alla legislazione vigente (DPR246/93, 89/106/CEE; 93/68/CEE) e ai test d'urto UNI8901. Morsetti M5 270x68x44, classe II doppio isolamento, CEI EN 60668-1, CEI EN 60998-2-1, contenitore IP54, 4 poli a 3 vie, dorsale in/out 4x2.5-16 mmq, derivazione 4x1,5-4 mmq, 1 portafus. sezionabile 8,5x31,5 max 10A su guida DIN.

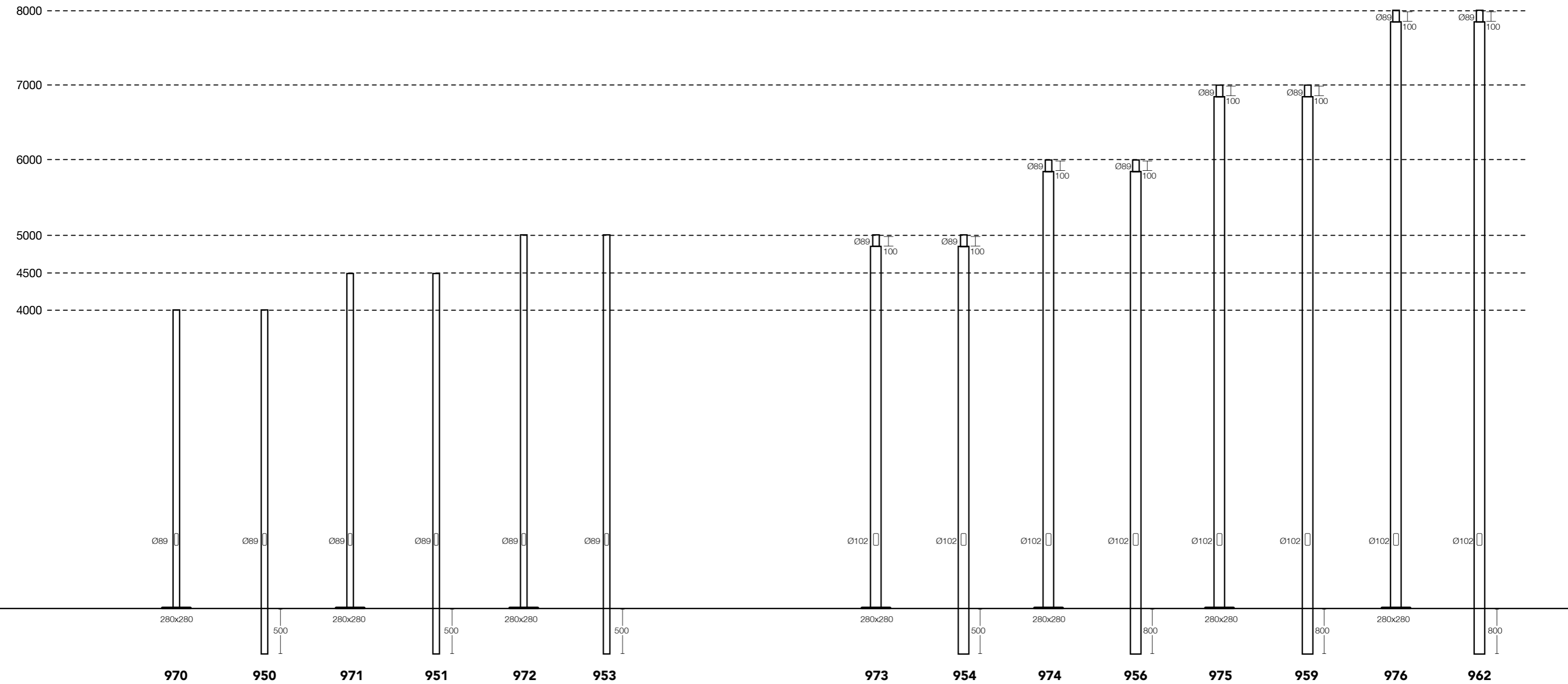
Columns, made of longitudinally welded steel tubes UNI EN 10219/2, steel grade S235JR UNI EN10219/1. Provided to the anchorage to the basement by direct burying into the foundation block, completed at the base with the works for the electric wiring according to the standard, slot for cable entry with smoothed and rounded edges, with flush type door made by plasma cutting and inside connections for junction box. If required column can be provided with base plate welded to the column and anchor bolts to be sunk into the foundation block. Protection against corrosion by hot dip galvanization, obtained according to the following cycle: degreasing; pickling; washing; fluxing; pre heating; hot dip galvanization in to a bath of melted zinc at 440÷450° C, with minimum percentage of the zinc into the bath ³ 98.5%. External painting, colour rough effect, obtained with thermosetting powder cycle, including cleaning of zinc coating scraps; package separate of each column by wrapping with hot calendared tissue 100% polyester, to avoid damages to the painting during the handling, transport and stock operation. Columns will be CE marked according to the law in force (DPR246/93, 89/106/CEE; 93/68/CEE). Junction box M5 270x68x44, class II double insulated, CEI EN 60668-1, CEI EN 60998-2-1, box IP54, 4 poles 3 ways, rear in/out 4x2.5-16 sqmm, loping 4x1,5-4 sqmm, 1 sectionable fuse holder 8,5x31,5 max 10A on DIN rail.

Pali conici Ø60 Conical columns Ø60



codice colori
colour codes

	.05 grigio antracite anthracite grey	
	.13 grigio chiaro light grey	
	.45 marrone ruggine rust brown	
	.80 sand architectural	su richiesta upon request



codice colori
colour codes

.05	grigio antracite anthracite grey
.13	grigio chiaro light grey
.45	marrone ruggine rust brown
.80	sand architectural su richiesta upon request

accessori
accessories

**CONTROBASE DI ANCORAGGIO
IN FERRO**
ZINC PLATED STEEL ANCHORAGE

