

niko
Illuminating ideas.

Flush mounting switching material

General catalogue

Export

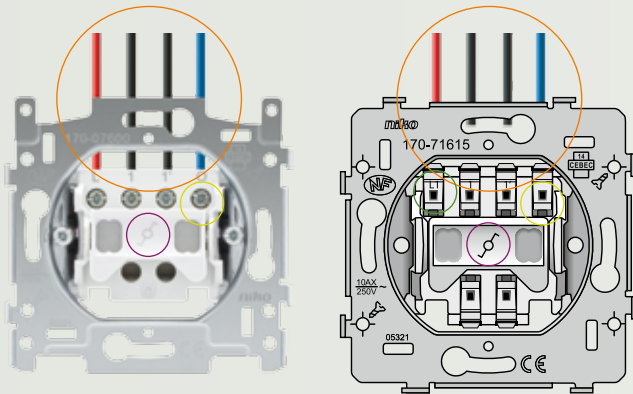




Flush-mounting switching material

Advantages

The new design demonstrates how Niko has also improved the interior mechanism of the controls. When developing the new ranges, Niko paid a lot of attention to the ease of installation.



FASTER INSTALLATION

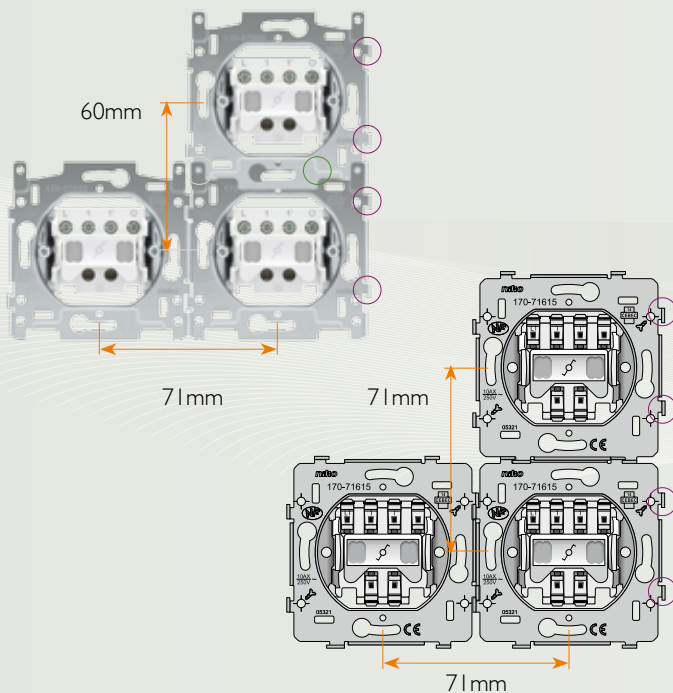
- one-sided connection
- terminal indication
- wiring diagram on the back of the base
- terminal capacity switch/push button:
max. 2x2.5mm² / terminal
- switching symbol at the front
- base with screw terminals: suitable for slotted and Posidrive screwdriver

18mm




LIMITED FLUSH-MOUNTING DEPTH

- more space for making the connections in the flush mounting box
- for bases with plug-in and screw terminals



PERFECT COUPLING

- vertical and horizontal coupling, centre distance:
60mm or 71mm
perfectly symmetrical bridge, horizontal and vertical coupling
identical folded-up dovetails for perfect positioning
- several mounting options
claws, banana-shaped screw holes, panel screw holes



CLAWS

- without elastic bands
- manually rearmable
- grip depth 31 mm
- easy to remove with a screwdriver
 1. for mounting in hollow-wall flush-mounting boxes
 2. to replace them by long claws





LED LIGHTING UNIT WITH AUTOMATIC CONNECTION

- direct contact thanks to simple click system

FAST AND EASY MOUNTING

- 3 mounting steps
- central plate and rocker are one
- flush surround plate adjustable
- example with screw terminals, also goes for bases with plug-in terminals




Niko Pure White steel Telephone socket (RJ11)



Niko Pure Bamboo Push button with LED, 6-fold




Niko Original Light grey push button with text field



Niko Pure alu Grey Double switch with LED



Niko Pure Natural red Simple loudspeaker connection

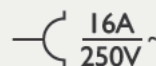


Niko Original Greige push button with LED





Socket outlet without earthing, with safety shutters, flush mounting depth 21mm



Base

I70-31200
With screw terminals and screw fixing
Pack: 10

I70-31400
With plug-in terminals and screw fixing
Pack: 10

I70-31100
With screw terminals and claw fixing
Pack: 10

I70-31300
With plug-in terminals and claw fixing
Pack: 10

Finishing set

I00-66501 Pack: 20	I01-66501 Pack: 20	I02-66501 Pack: 20	I03-66501 Pack: 20	I04-66501 Pack: 20	I21-66501 Pack: 10	I22-66501 Pack: 10	I23-66501 Pack: 10	I24-66501 Pack: 10
I54-66501 Pack: 10	I57-66501 Pack: 10	I61-66501 Pack: 10						

Complete unit with screw terminals and claw fixing

I00-66500 Pack: 10
I01-66500 Pack: 10

Complete unit with plug-in terminals and claw fixing

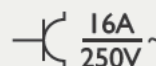
I00-66505 Pack: 10
I01-66505 Pack: 10

Complete unit with plug-in terminals and screw fixing

I00-66515 Pack: 10
I01-66515 Pack: 10

Socket outlet with side earthing and safety shutters, flush mounting depth 28.5mm

Centre distance complete set: 71mm



Sokkel

I70-34100
With screw terminals and claw fixing, centre distance 71mm
Pack: 10

I70-34200
With screw terminals and screw fixing, centre distance 71mm
Pack: 10

I70-34300
With plug-in terminals and claw fixing, centre distance 71mm
Pack: 10

I70-34400
With plug-in terminals and screw fixing, centre distance 71mm
Pack: 10

Finishing set

I00-66901 Pack: 20	I01-66901 Pack: 20	I02-66901 Pack: 20	I03-66901 Pack: 20	I04-66901 Pack: 20	I21-66901 Pack: 10	I22-66901 Pack: 10	I23-66901 Pack: 10	I24-66901 Pack: 10
I54-66901 Pack: 10	I57-66901 Pack: 10	I61-66901 Pack: 10						

Complete unit with plug-in terminals and claw fixing

100-66905

Pack: 10

**101-66905**

Pack: 10



Complete unit with plug-in terminals and screw fixing

100-66915

Pack: 10

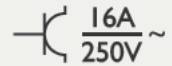
**101-66915**

Pack: 10



Socket outlet with pin earthing and safety shutters, flush mounting depth 28.5mm

Belgian earthing system for special installations.



Base

**170-73200**With screw terminals and screw fixing, centre distance 71mm
Pack: 10**170-73100**With screw terminals and claw fixing, centre distance 71mm
Pack: 10**170-73115**With plug-in terminals and screw fixing, centre distance 71mm
Pack: 10**170-73105**With plug-in terminals and claw fixing, centre distance 71mm
Pack: 10**170-33200**With screw terminals and screw fixing
Pack: 10**170-33100**With screw terminals and claw fixing
Pack: 10**170-33115**With plug-in terminals and screw fixing
Pack: 10

Finishing set

100-66601

Pack: 20

**101-66601**

Pack: 20

**102-66601**

Pack: 20

**103-66601**

Pack: 20

**104-66601**

Pack: 20

**121-66601**

Pack: 10

**122-66601**

Pack: 10

**123-66601**

Pack: 10

**124-66601**

Pack: 10

**154-66601**

Pack: 10

**157-66601**

Pack: 10

**161-66601**

Pack: 10

**197-66606**

Pack: 20

**198-66606**

Pack: 20

**199-66606**

Pack: 20



Complete unit with screw terminals and claw fixing

100-66600

Pack: 10

**101-66600**

Pack: 10



Complete unit with plug-in terminals and claw fixing

100-66605

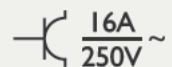
Pack: 10

**101-66605**

Pack: 10



Socket outlet with pin earthing, hinged cover and safety shutters, flush mounting depth 28.5mm



Base



I70-73200
With screw terminals and screw fixing, centre distance 71mm
Pack: 10



I70-73100
With screw terminals and claw fixing, centre distance 71mm
Pack: 10



I70-731I5
With plug-in terminals and screw fixing, centre distance 71mm
Pack: 10



I70-73105
With plug-in terminals and claw fixing, centre distance 71mm
Pack: 10



I70-33200
With screw terminals and screw fixing
Pack: 10



I70-33100
With screw terminals and claw fixing
Pack: 10



I70-331I5
With plug-in terminals and screw fixing
Pack: 10

Finishing set

I00-66603
Pack: 20



I01-66603
Pack: 20



I02-66603
Pack: 20



I03-66603
Pack: 20



I04-66603
Pack: 20



I21-66603
Pack: 10



I22-66603
Pack: 10



I23-66603
Pack: 10



I24-66603
Pack: 10



I54-66603
Pack: 10



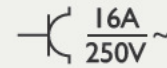
I57-66603
Pack: 10



I61-66603
Pack: 10



Socket outlet with pin earthing and safety shutters, flush mounting depth 21mm



Base



I70-32200
With screw terminals and screw fixing
Pack: 10



I70-32100
With screw terminals and claw fixing
Pack: 10



I70-321I5
With plug-in terminals and screw fixing
Pack: 10



I70-32105
With plug-in terminals and claw fixing
Pack: 10

Finishing set

I00-66101
Pack: 20



I01-66101
Pack: 20



I02-66101
Pack: 20



I03-66101
Pack: 20



I04-66101
Pack: 20



I21-66101
Pack: 10



I22-66101
Pack: 10



I23-66101
Pack: 10



I24-66101
Pack: 10



I54-66101
Pack: 10



I57-66101
Pack: 10



I61-66101
Pack: 10



Complete unit with screw terminals and claw fixing

I00-66100
Pack: 10



I01-66100
Pack: 10



Complete unit with plug-in terminals and claw fixing

I00-66105
Pack: 10

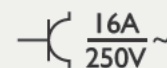


I01-66105
Pack: 10



Socket outlet with voltage indication, safety shutters and pin earthing, flush mounting depth 28.5mm

Socle provided with amber-colored LED.



Base



170-33117
With screw terminals and screw fixing
Pack: 10



170-33107
With screw terminals and claw fixing
Pack: 10



170-33118
With plug-in terminals and screw fixing
Pack: 10



170-33108
With plug-in terminals and claw fixing
Pack: 10

Finishing set with translucent lens

100-66607
Pack: 20



101-66607
Pack: 20



102-66607
Pack: 20



103-66607
Pack: 20



104-66607
Pack: 20



121-66607
Pack: 10



122-66607
Pack: 10



123-66607
Pack: 10



124-66607
Pack: 10



154-66607
Pack: 10



157-66607
Pack: 10



161-66607
Pack: 10



197-66607
Pack: 20



198-66607
Pack: 20



199-66607
Pack: 20



Complete unit with screw terminals and claw fixing

100-66617
Pack: 10



101-66617
Pack: 10



Complete unit with plug-in terminals and claw fixing

100-66657
Pack: 10



101-66657
Pack: 10



Accessories specifically for voltage indication



170-37096
LED lighting unit amber
Pack: 10



170-37097
LED lighting unit green
Pack: 10



170-37098
LED lighting unit red
Pack: 10



170-37099
LED lighting unit blue
Pack: 10

Socket outlet with voltage indication and side earthing, flush mounting depth 28.5mm

Centre distance complete set: 71mm
Base provided with amber-colored LED.



Sokkel



170-34100
With screw terminals and claw fixing, centre distance 71mm
Pack: 10



170-34300
With plug-in terminals and claw fixing, centre distance 71mm
Pack: 10



170-34200
With screw terminals and screw fixing, centre distance 71mm
Pack: 10



170-34400
With plug-in terminals and screw fixing, centre distance 71mm
Pack: 10

Finishing set with lens

100-66908
Pack: 20



101-66908
Pack: 20



102-66908
Pack: 20



103-66908
Pack: 20



104-66908
Pack: 20



121-66908
Pack: 10



122-66908
Pack: 10



123-66908
Pack: 10



124-66908
Pack: 10



154-66908
Pack: 10



157-66908
Pack: 10



161-66908
Pack: 10



Complete unit with plug-in terminals and screw fixing

100-66917
Pack: 10



101-66917
Pack: 10



Accessories specifically for voltage indication



170-37096
LED lighting unit amber
Pack: 10



170-37097
LED lighting unit green
Pack: 10



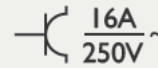
170-37098
LED lighting unit red
Pack: 10



170-37099
LED lighting unit blue
Pack: 10

Socket outlet with overvoltage protection, pin earthing and safety shutters, flush mounting depth 28.5mm

Socket outlets with overvoltage protection are used to protect sensitive electronic equipment (TV, hi-fi, pc, washing machines, dishwashers, medical equipment...) against voltage peaks on the mains due to failure of the mains or indirect lightning strokes. This socket outlet exclusively protects the connected equipment within the technical specifications as described below. The socket outlet carries the CEBC quality mark in accordance with IEC61643-1 / EN61643-11,



class III type 3. This socket outlet does not protect against voltage peaks that enter the equipment via other ways, e.g. cable network, data lines, telephone lines...


Operation: The varistors which limit the voltage between phase and zero conductor are thermally monitored. If the red LED lights up, the protection is no longer active (the protected appliance remains energised) and the overvoltage module with red LED needs to be replaced.




Finishing set with translucent lens including overvoltage module and red LED



Complete unit with screw terminals and claw fixing



Complete unit with plug-in terminals and claw fixing



Accessories



170-37095
Overvoltage module with red LED
Pack: 10

Afdelplaten afzonderlijk bestellen, zie hoofdstuk 00. Afbeeldingen afgewerkte producten louter ter illustratie!

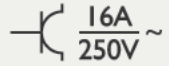


Socket outlet with overvoltage protection and side earthing, flush mounting depth 28.5mm

Socket outlets with overvoltage protection are used to protect sensitive electronic equipment (TV, hi-fi, pc, washing machines, dishwashers, medical equipment...) against voltage peaks on the mains due to failure of the mains or indirect lighting strokes. This socket outlet exclusively protects the connected equipment within the technical specifications as described below. The socket outlet carries the CEBEC quality mark in accordance with IEC61643-1 / EN61643-11,

class III type 3. This socket outlet does not protect against voltage peaks that enter the equipment via other ways, e.g. cable network, data lines, telephone lines...

Operation: The varistors which limit the voltage between phase and zero conductor are thermally monitored. If the red LED lights up, the protection is no longer active (the protected appliance remains energised) and the overvoltage module with red LED needs to be replaced.



Sokkel



170-34100

With screw terminals and claw fixing, centre distance 71mm
Pack: 10



170-34300

With plug-in terminals and claw fixing, centre distance 71mm
Pack: 10



170-34200

With screw terminals and screw fixing, centre distance 71mm
Pack: 10



170-34400

With plug-in terminals and screw fixing, centre distance 71mm
Pack: 10

Finishing set

100-66906

Pack: 20



101-66906

Pack: 20



102-66906

Pack: 20



103-66906

Pack: 20



104-66906

Pack: 20



121-66906

Pack: 10



122-66906

Pack: 10



123-66906

Pack: 10



124-66906

Pack: 10



154-66906

Pack: 10



157-66906

Pack: 10



161-66906

Pack: 10



Complete unit with plug-in terminals and screw fixing

100-66914

Pack: 6



101-66914

Pack: 6



Accessories



170-37095

Overvoltage module with red LED
Pack: 10

Socket outlet with double potential equalizing

Centre distance 20mm, for 1x6mm² and 4x2,5mm²



Base



170-09510

With screw terminals and screw fixing
Pack: 10

Finishing set

100-69512

Pack: 10



101-69512

Pack: 10



Complete unit for screw fixing

100-69510

Pack: 10



101-69510

Pack: 10



Accessories

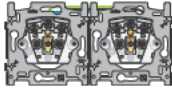
**I70-39513**

Plug for potential equalising socket for special flexible cable

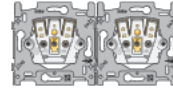
Pack: 10


Double socket outlet, horizontal with pin earthing and safety shutters, flush mounting depth 21mm

Prewired. For flush mounting in a double flush mounting box, without dividing wall.
Only for screw fixing.

$$\left\{ \begin{array}{l} 16A \\ 250V \sim \end{array} \right.$$
Base


170-37701
With screw terminals and screw fixing
Pack: 5



170-37715
With plug-in terminals and screw fixing
Pack: 5

Finishing set

I00-66101
Pack: 20



I01-66101
Pack: 20



I02-66101
Pack: 20



I03-66101
Pack: 20



I04-66101
Pack: 20



I21-66101
Pack: 10



I22-66101
Pack: 10



I23-66101
Pack: 10



I24-66101
Pack: 10



I54-66101
Pack: 10



I57-66101
Pack: 10



I61-66101
Pack: 10


Complete unit with screw terminals and screw fixing, with flush surround plate

I00-66102
Pack: 5

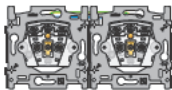


I01-66102
Pack: 5

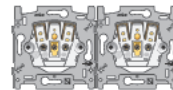

Double socket outlet, horizontal with pin earthing and safety shutters, flush mounting depth 28.5mm

Prewired. For flush mounting into a double flush mounting box.
Only for screw fixing

$$\left\{ \begin{array}{l} 16A \\ 250V \sim \end{array} \right.$$

Base


170-38701
With screw terminals and screw fixing
Pack: 5



170-38715
With plug-in terminals and screw fixing
Pack: 5

Finishing set

I00-66601
Pack: 20



I01-66601
Pack: 20



I02-66601
Pack: 20



I03-66601
Pack: 20



I04-66601
Pack: 20



I21-66601
Pack: 10



I22-66601
Pack: 10



I23-66601
Pack: 10



I24-66601
Pack: 10



I54-66601
Pack: 10



I57-66601
Pack: 10



I61-66601
Pack: 10


Complete unit with screw terminals and screw fixing, with flush surround plate

I00-66602
Pack: 5



I01-66602
Pack: 5



Double prewired socket outlet with side earthing and safety shutter, horizontal

$$\left\{ \begin{array}{l} 16A \\ 250V \sim \end{array} \right.$$

Base


170-38800
Pack: 5

Finishing set

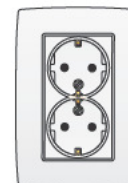

100-6690I Pack: 20 	101-6690I Pack: 20 	102-6690I Pack: 20 	103-6690I Pack: 20 	104-6690I Pack: 20 	121-6690I Pack: 10 	122-6690I Pack: 10 	123-6690I Pack: 10 	124-6690I Pack: 10 
154-6690I Pack: 10 	157-6690I Pack: 10 	161-6690I Pack: 10 						

Complete unit with plug-in terminals, screw fixing, fixed finishing set and flush surround plate


100-67940 Pack: 5 	101-67940 Pack: 5 
--	--

Double socket outlet, vertical with side earthing and full cover plate

For mounting in a simple flush mounting box.

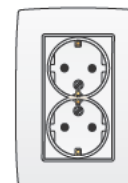



Complete unit with plug-in terminals and screw fixing


100-67825 Pack: 10 	101-67825 Pack: 10 
---	---

Double compact socket outlet, ultra flat vertical with side earthing and full cover plate

The socket outlet can be mounted in the HAF H140 flush mounting box, the HAF 6151 flush mounting box for concrete casting, the UK40 Attema flush mounting box or the PVK 40 Attema Penvast flush mounting box.

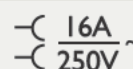


Complete unit with plug-in terminals and screw fixing



100-67815 Pack: 10 	101-67815 Pack: 10 
---	---

Double socket outlet, vertical without earthing

For mounting in a simple flush mounting box.



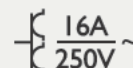
Complete unit with screw terminals and screw fixing

100-67410 Pack: 10 	101-67410 Pack: 10 
---	---



Double socket outlet, vertical with pin earthing and safety shutters, flush mounting depth 31.5mm

For flush mounting into a simple flush mounting box, flush surround plate incl.

For flush mounting into a simple flush mounting box, flush surround plate incl.

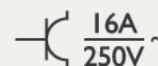


Complete unit with screw terminals and claw fixing

100-67700 Pack: 5 	101-67700 Pack: 5 
--	--


Coloured floor socket with pin earthing and safety shutters, flush mounting depth 28.5mm

For emergency power supply: green for general (e.g. in hospitals); orange for e.g. "no break" network power supplies; red for e.g. data network supplies.



Base and central plate have the same color.

Complete unit with screw terminals and screw fixing
100-26610

Pack: 10


197-26610

Pack: 10


198-26610

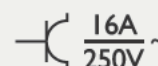
Pack: 10


199-26610

Pack: 10


Coloured socket outlet with pin earthing and safety shutters, flush mounting depth 21mm

For emergency power supply: green for general network supplies (e.g. in hospitals); orange for e.g. "no break" network supplies; red for e.g. data network supplies.



Base and central plate have the same color.

Complete unit with screw terminals and claw fixing
197-66100

Pack: 10


198-66100

Pack: 10


199-66100

Pack: 10


Complete unit with screw terminals and screw fixing
197-66110

Pack: 10


198-66110

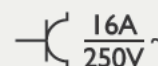
Pack: 10


199-66110

Pack: 10


Coloured socket outlet with pin earthing and safety shutters, flush mounting depth 28.5mm

For emergency power supply: green for general network supplies (e.g. in hospitals); orange for e.g. "no break" network supplies; red for e.g. data network supplies, ...



Base and central plate have the same color.

Complete unit with screw terminals and claw fixing
195-66600

Pack: 10


196-66600

Pack: 10


197-66600

Pack: 10


198-66600

Pack: 10


199-66600

Pack: 10


Complete unit with screw terminals and screw fixing
195-66610

Pack: 10


196-66610

Pack: 10


197-66610

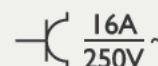
Pack: 10


198-66610

Pack: 10


199-66610

Pack: 10



Coloured socket outlet with side earthing and safety shutter, flush-mounting depth 28.5 mm


Complete unit with plug-in terminals and screw fixing



Coloured socket outlet with voltage indication, safety shutters and pin earthing, flush mounting depth 28.5mm

for emergency power supply: green for general network supplies (e.g. in hospitals); orange for e.g. "no break" network supplies; red for e.g. data network supplies, ...



Base and central plate have the same color.

195-xxxxx and 198-xxxxx: socle provided with amber-colored LED
 196-xxxxx: socle provided with blue LED

Complete unit with screw terminals and claw fixing



Complete unit with screw terminals and screw fixing



Finishing set



Accessories specifically for voltage indication



Afdekplaten afzonderlijk bestellen, zie hoofdstuk 00. Afbeeldingen afgewerkte producten louter ter illustratie!


Combination of two-way switch and socket outlet without earthing, without safety shutters

For mounting in a simple flush mounting box.

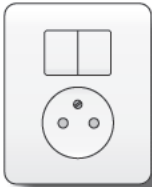
10A 250V~
16A
250V~

Complete unit with screw terminals and screw fixing
I00-62416

Pack: 10


I01-62416

Pack: 10


Combination of series switch and socket outlet without earthing, without safety shutters

For mounting in a simple flush mounting box.

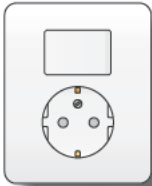
10A 250V~
16A
250V~

Complete unit with screw terminals and screw fixing
I00-62415

Pack: 10


I01-62415

Pack: 10


Combination of two-way switch and socket outlet with side earthing, without safety shutters

For mounting in a simple flush mounting box.

10A 250V~
16A
250V~

Complete unit with screw terminals and claw fixing
I00-62806

Pack: 5


I01-62806

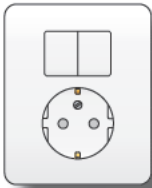
Pack: 5


Complete unit with screw terminals and screw fixing
I00-62816

Pack: 5


I01-62816

Pack: 5


Combination of series switch and socket outlet with side earthing, without safety shutters

For mounting in a simple flush mounting box.

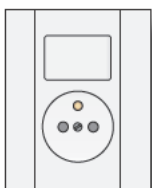
10A 250V~
16A
250V~

Complete unit with screw terminals and screw fixing
I00-62815

Pack: 5


I01-62815

Pack: 5


Combination of two-way switch and socket outlet with pin earthing and safety shutters

For flush mounting in a simple flush mounting box, flush surround plate incl.

For flush mounting in a simple flush mounting box, flush surround plate incl.

10A 250V~
16A
250V~

Complete unit with screw terminals and claw fixing

100-22706


Pack: 10



101-22706

Pack: 10





Single-pole switch

Base

**170-71101**

With screw terminals and screw fixing, centre distance 71mm
Pack: 10

**170-71100**

With screw terminals and claw fixing, centre distance 71mm
Pack: 10

**170-71115**

With plug-in terminals and screw fixing, centre distance 71mm
Pack: 10

**170-71105**

With plug-in terminals and claw fixing, centre distance 71mm
Pack: 10

**170-01100**

With screw terminals and claw fixing
Pack: 10

**170-01101**

With screw terminals and screw fixing
Pack: 10

**170-01115**

With plug-in terminals and screw fixing
Pack: 10

Finishing set

100-61105

Pack: 20

**101-61105**

Pack: 20

**102-61105**

Pack: 20

**103-61105**

Pack: 20

**104-61105**

Pack: 20

**121-61105**

Pack: 10

**122-61105**

Pack: 10

**123-61105**

Pack: 10

**124-61105**

Pack: 10

**154-61105**

Pack: 10

**157-61105**

Pack: 10

**161-61105**

Pack: 10



Finishing set with transparent text field

100-60905

Pack: 20

**101-60905**

Pack: 20

**102-60905**

Pack: 20

**103-60905**

Pack: 20

**104-60905**

Pack: 20

**121-60905**

Pack: 10

**122-60905**

Pack: 10

**123-60905**

Pack: 10

**124-60905**

Pack: 10

**154-60905**

Pack: 10

**157-60905**

Pack: 10

**161-60905**

Pack: 10



Finishing set with lens (for lighting units, see accessories)

100-60005

Pack: 20

**101-60005**

Pack: 20

**102-60005**

Pack: 20

**103-60005**

Pack: 20

**104-60005**

Pack: 20

**121-60005**

Pack: 10

**122-60005**

Pack: 10

**123-60005**

Pack: 10

**124-60005**

Pack: 10

**154-60005**

Pack: 10

**157-60005**

Pack: 10

**161-60005**

Pack: 10




Complete unit with screw terminals and claw fixing

100-61100

Pack: 10

**101-61100**

Pack: 10



Two-pole switch

Base

I70-71201
With screw terminals and screw fixing, centre distance 71mm
Pack: 10

I70-71200
With screw terminals and claw fixing, centre distance 71mm
Pack: 10

I70-71215
With plug-in terminals and screw fixing, centre distance 71mm
Pack: 10








I70-71205
With plug-in terminals and claw fixing, centre distance 71mm
Pack: 10

I70-01201
With screw terminals and screw fixing
Pack: 10













I70-01200
With screw terminals and claw fixing
Pack: 10

I70-01215
With plug-in terminals and screw fixing
Pack: 10





Finishing set

100-61105 Pack: 20	101-61105 Pack: 20	102-61105 Pack: 20	103-61105 Pack: 20	104-61105 Pack: 20	121-61105 Pack: 10	122-61105 Pack: 10	123-61105 Pack: 10	124-61105 Pack: 10
								
154-61105 Pack: 10	157-61105 Pack: 10	161-61105 Pack: 10						
								


Finishing set with transparent text field


100-60905 Pack: 20	101-60905 Pack: 20	102-60905 Pack: 20	103-60905 Pack: 20	104-60905 Pack: 20	121-60905 Pack: 10	122-60905 Pack: 10	123-60905 Pack: 10	124-60905 Pack: 10
								
154-60905 Pack: 10	157-60905 Pack: 10	161-60905 Pack: 10						
								

Finishing set with lens (for lighting units, see accessories)


100-60005 Pack: 20	101-60005 Pack: 20	102-60005 Pack: 20	103-60005 Pack: 20	104-60005 Pack: 20	121-60005 Pack: 10	122-60005 Pack: 10	123-60005 Pack: 10	124-60005 Pack: 10
								
154-60005 Pack: 10	157-60005 Pack: 10	161-60005 Pack: 10						
								


Complete unit with screw terminals and claw fixing

100-61200 Pack: 10


101-61200 Pack: 10


Two-pole switch I6A

 I6A
250V~



Base

**I70-71301**

With screw terminals and screw fixing, centre distance 71mm
Pack: 10

**I70-71315**

With plug-in terminals and screw fixing, centre distance 71mm
Pack: 10

**I70-01301**

With screw terminals and screw fixing
Pack: 10

**I70-01315**

With plug-in terminals and screw fixing
Pack: 10

**I70-71300**

With screw terminals and claw fixing, centre distance 71mm
Pack: 10

**I70-71305**

With plug-in terminals and claw fixing, centre distance 71mm
Pack: 10

**I70-01300**

With screw terminals and claw fixing
Pack: 10

Finishing set

I00-61105

Pack: 20

**I01-61105**

Pack: 20

**I02-61105**

Pack: 20

**I03-61105**

Pack: 20

**I04-61105**

Pack: 20

**I21-61105**

Pack: 10

**I22-61105**

Pack: 10

**I23-61105**

Pack: 10

**I24-61105**

Pack: 10

**I54-61105**

Pack: 10

**I57-61105**

Pack: 10

**I61-61105**

Pack: 10



Finishing set with transparent text field

I00-60905

Pack: 20

**I01-60905**

Pack: 20

**I02-60905**

Pack: 20

**I03-60905**

Pack: 20

**I04-60905**

Pack: 20

**I21-60905**

Pack: 10

**I22-60905**

Pack: 10

**I23-60905**

Pack: 10

**I24-60905**

Pack: 10

**I54-60905**

Pack: 10

**I57-60905**

Pack: 10

**I61-60905**

Pack: 10



Finishing set with lens (for lighting units, see accessories)

I00-60005

Pack: 20

**I01-60005**

Pack: 20

**I02-60005**

Pack: 20

**I03-60005**

Pack: 20

**I04-60005**

Pack: 20

**I21-60005**

Pack: 10

**I22-60005**

Pack: 10

**I23-60005**

Pack: 10

**I24-60005**

Pack: 10

**I54-60005**

Pack: 10

**I57-60005**

Pack: 10

**I61-60005**

Pack: 10




Complete unit with screw terminals and claw fixing

I00-61300

Pack: 10




Two-way switch


10A
250V~

Base

170-71601
With screw terminals and screw fixing, centre distance 71mm
Pack: 10



170-71600
With screw terminals and claw fixing, centre distance 71mm
Pack: 10




170-71615
With plug-in terminals and screw fixing, centre distance 71mm
Pack: 10



170-71605
With plug-in terminals and claw fixing, centre distance 71mm
Pack: 10




170-01601
With screw terminals and screw fixing
Pack: 10





170-01600
With screw terminals and claw fixing
Pack: 10














170-01615
With plug-in terminals and screw fixing
Pack: 10






Finishing set

100-61105 Pack: 20	101-61105 Pack: 20	102-61105 Pack: 20	103-61105 Pack: 20	104-61105 Pack: 20	121-61105 Pack: 10	122-61105 Pack: 10	123-61105 Pack: 10	124-61105 Pack: 10
								
154-61105 Pack: 10	157-61105 Pack: 10	161-61105 Pack: 10						
								

Finishing set with transparent text field

100-60905 Pack: 20	101-60905 Pack: 20	102-60905 Pack: 20	103-60905 Pack: 20	104-60905 Pack: 20	121-60905 Pack: 10	122-60905 Pack: 10	123-60905 Pack: 10	124-60905 Pack: 10
								
154-60905 Pack: 10	157-60905 Pack: 10	161-60905 Pack: 10						
								


Finishing set with lens (for lighting units, see accessories)


100-60005 Pack: 20	101-60005 Pack: 20	102-60005 Pack: 20	103-60005 Pack: 20	104-60005 Pack: 20	121-60005 Pack: 10	122-60005 Pack: 10	123-60005 Pack: 10	124-60005 Pack: 10
								
154-60005 Pack: 10	157-60005 Pack: 10	161-60005 Pack: 10						
								

Finishing set for control of mechanically controlled ventilation

100-61106 Pack: 20	101-61106 Pack: 20	102-61106 Pack: 20	103-61106 Pack: 20	104-61106 Pack: 20	121-61106 Pack: 10	122-61106 Pack: 10	123-61106 Pack: 10	124-61106 Pack: 10
								
154-61106 Pack: 10	157-61106 Pack: 10	161-61106 Pack: 10						
								

Complete unit with screw terminals and claw fixing


100-61600 Pack: 10 

101-61600 Pack: 10 

Complete unit with plug-in terminals and screw fixing

100-81615 Pack: 10 

101-81615 Pack: 10 



Two-way switch I6A

 16A
250V~

Base

**170-71661**

With screw terminals and screw fixing, centre distance 71mm
Pack: 10

**170-71616**

With screw terminals and claw fixing, centre distance 71mm
Pack: 10

**170-71671**

With plug-in terminals and screw fixing, centre distance 71mm
Pack: 10

**170-71617**

With plug-in terminals and claw fixing, centre distance 71mm
Pack: 10

**170-01661**

With screw terminals and screw fixing
Pack: 10

**170-01616**

With screw terminals and claw fixing
Pack: 10

**170-01671**

With plug-in terminals and screw fixing
Pack: 10

Finishing set

100-61105

Pack: 20

**101-61105**

Pack: 20

**102-61105**

Pack: 20

**103-61105**

Pack: 20

**104-61105**

Pack: 20

**121-61105**

Pack: 10

**122-61105**

Pack: 10

**123-61105**

Pack: 10

**124-61105**

Pack: 10

**154-61105**

Pack: 10

**157-61105**

Pack: 10

**161-61105**

Pack: 10



Finishing set with transparent text field

100-60905

Pack: 20

**101-60905**

Pack: 20

**102-60905**

Pack: 20

**103-60905**

Pack: 20

**104-60905**

Pack: 20

**121-60905**

Pack: 10

**122-60905**

Pack: 10

**123-60905**

Pack: 10

**124-60905**

Pack: 10

**154-60905**

Pack: 10

**157-60905**

Pack: 10

**161-60905**

Pack: 10



Finishing set with lens (for lighting units, see accessories)

100-60005

Pack: 20

**101-60005**

Pack: 20

**102-60005**

Pack: 20

**103-60005**

Pack: 20

**104-60005**

Pack: 20

**121-60005**

Pack: 10

**122-60005**

Pack: 10

**123-60005**

Pack: 10

**124-60005**

Pack: 10

**154-60005**

Pack: 10

**157-60005**

Pack: 10

**161-60005**

Pack: 10



Finishing set for control of mechanically controlled ventilation

100-61106

Pack: 20

**101-61106**

Pack: 20

**102-61106**

Pack: 20

**103-61106**

Pack: 20

**104-61106**

Pack: 20

**121-61106**

Pack: 10

**122-61106**

Pack: 10

**123-61106**

Pack: 10

**124-61106**

Pack: 10

**154-61106**

Pack: 10

**157-61106**

Pack: 10

**161-61106**

Pack: 10



Complete unit with screw terminals and claw fixing

100-61616


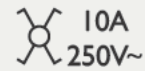
Pack: 10

**101-61616**

Pack: 10



Intermediate switch



Base



I70-71701
With screw terminals and screw fixing, centre distance 71mm
Pack: 10



I70-71700
With screw terminals and claw fixing, centre distance 71mm
Pack: 10



I70-71715
With plug-in terminals and screw fixing, centre distance 71mm
Pack: 10



I70-71705
With plug-in terminals and claw fixing, centre distance 71mm
Pack: 10



I70-01701
With screw terminals and screw fixing
Pack: 10



I70-01700
With screw terminals and claw fixing
Pack: 10



I70-01715
With plug-in terminals and screw fixing
Pack: 10

Finishing set

I00-61105

Pack: 20



I01-61105

Pack: 20



I02-61105

Pack: 20



I03-61105

Pack: 20



I04-61105

Pack: 20



I21-61105

Pack: 10



I22-61105

Pack: 10



I23-61105

Pack: 10



I24-61105

Pack: 10



I54-61105

Pack: 10



I57-61105

Pack: 10



I61-61105

Pack: 10



Finishing set with transparent text field

I00-60905

Pack: 20



I01-60905

Pack: 20



I02-60905

Pack: 20



I03-60905

Pack: 20



I04-60905

Pack: 20



I21-60905

Pack: 10



I22-60905

Pack: 10



I23-60905

Pack: 10



I24-60905

Pack: 10



I54-60905

Pack: 10



I57-60905

Pack: 10



I61-60905

Pack: 10



Finishing set with lens (for lighting units, see accessories)

I00-60005

Pack: 20



I01-60005

Pack: 20



I02-60005

Pack: 20



I03-60005

Pack: 20



I04-60005

Pack: 20



I21-60005

Pack: 10



I22-60005

Pack: 10



I23-60005

Pack: 10



I24-60005

Pack: 10



I54-60005

Pack: 10



I57-60005

Pack: 10



I61-60005

Pack: 10



Complete unit with screw terminals and claw fixing

I00-61700

Pack: 10



I01-61700

Pack: 10



Complete unit with plug-in terminals and screw fixing

I00-81715

Pack: 10


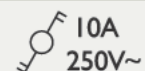


I01-81715

Pack: 10



Two-pole two-way switch



Afdekplaten afzonderlijk bestellen, zie hoofdstuk 00. Afbeeldingen afgewerkte producten louter ter illustratie!

Base



170-72201
With screw terminals and screw fixing, centre distance 71mm
Pack: 10



170-72200
With screw terminals and claw fixing, centre distance 71mm
Pack: 10



170-72215
With plug-in terminals and screw fixing, centre distance 71mm
Pack: 10



170-72205
With plug-in terminals and claw fixing, centre distance 71mm
Pack: 10



170-02201
With screw terminals and screw fixing
Pack: 10



170-02200
With screw terminals and claw fixing
Pack: 10



170-02215
With plug-in terminals and screw fixing
Pack: 10

Finishing set

100-61105
Pack: 20



101-61105
Pack: 20



102-61105
Pack: 20



103-61105
Pack: 20



104-61105
Pack: 20



121-61105
Pack: 10



122-61105
Pack: 10



123-61105
Pack: 10



124-61105
Pack: 10



154-61105
Pack: 10



157-61105
Pack: 10



161-61105
Pack: 10



Finishing set with transparent text field

100-60905
Pack: 20



101-60905
Pack: 20



102-60905
Pack: 20



103-60905
Pack: 20



104-60905
Pack: 20



121-60905
Pack: 10



122-60905
Pack: 10



123-60905
Pack: 10



124-60905
Pack: 10



154-60905
Pack: 10



157-60905
Pack: 10



161-60905
Pack: 10



Finishing set with lens (for lighting units, see accessories)

100-60005
Pack: 20



101-60005
Pack: 20



102-60005
Pack: 20



103-60005
Pack: 20



104-60005
Pack: 20



121-60005
Pack: 10



122-60005
Pack: 10



123-60005
Pack: 10



124-60005
Pack: 10



154-60005
Pack: 10



157-60005
Pack: 10



161-60005
Pack: 10



Finishing set with symbols

100-62225
Pack: 20



101-62225
Pack: 20



102-62225
Pack: 20



103-62225
Pack: 20



104-62225
Pack: 20



121-62225
Pack: 10



122-62225
Pack: 10



123-62225
Pack: 10



124-62225
Pack: 10



154-62225
Pack: 10



157-62225
Pack: 10



Finishing set for control of mechanically controlled ventilation

100-61106
Pack: 20



101-61106
Pack: 20



102-61106
Pack: 20



103-61106
Pack: 20



104-61106
Pack: 20



121-61106
Pack: 10



122-61106
Pack: 10



123-61106
Pack: 10



124-61106
Pack: 10



154-61106
Pack: 10



157-61106
Pack: 10



161-61106
Pack: 10



Complete unit with screw terminals and claw fixing

100-62200
Pack: 10

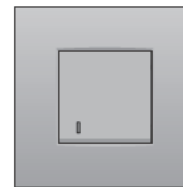


101-62200
Pack: 10



Hotel card switch, N.O. or N.C.

For lighting units, see accessories.
 Suitable for the following cards:
 Thickness: 0.75 to 1.2 mm
 Width: 45 to 54 mm



Finishing set

100-61901 Pack: 10	101-61901 Pack: 10	102-61901 Pack: 10	103-61901 Pack: 10	104-61901 Pack: 10	121-61901 Pack: 10	122-61901 Pack: 10	123-61901 Pack: 10	124-61901 Pack: 10
154-61901 Pack: 10	157-61901 Pack: 10	161-61901 Pack: 10						


Complete unit for claw fixing

100-61900 Pack: 10	101-61900 Pack: 10	102-61900 Pack: 10	103-61900 Pack: 10	104-61900 Pack: 10	121-61900 Pack: 10	122-61900 Pack: 10	123-61900 Pack: 10	124-61900 Pack: 10
154-61900 Pack: 10	157-61900 Pack: 10	161-61900 Pack: 10						

Complete unit for screw fixing, centre distance 71mm

100-61910 Pack: 10	101-61910 Pack: 10	102-61910 Pack: 10	103-61910 Pack: 10	104-61910 Pack: 10	121-61910 Pack: 10	122-61910 Pack: 10	123-61910 Pack: 10	124-61910 Pack: 10
154-61910 Pack: 10	157-61910 Pack: 10	161-61910 Pack: 10						

Afdekplaten afzonderlijk bestellen, zie hoofdstuk 00. Afbeeldingen afgewerkte producten louter ter illustratie!



Series switch

 10A
250V~

Base

**170-71501**

With screw terminals and screw fixing, centre distance 71mm
Pack: 10

**170-71500**

With screw terminals and claw fixing, centre distance 71mm
Pack: 10

**170-71515**

With plug-in terminals and screw fixing, centre distance 71mm
Pack: 10

**170-71505**

With plug-in terminals and claw fixing, centre distance 71mm
Pack: 10

**170-01501**

With screw terminals and screw fixing
Pack: 10

**170-01500**

With screw terminals and claw fixing
Pack: 10

**170-01515**

With plug-in terminals and screw fixing
Pack: 10

Finishing set

100-61505

Pack: 20

**101-61505**

Pack: 20

**102-61505**

Pack: 20

**103-61505**

Pack: 20

**104-61505**

Pack: 20

**121-61505**

Pack: 10

**122-61505**

Pack: 10

**123-61505**

Pack: 10

**124-61505**

Pack: 10

**154-61505**

Pack: 10

**157-61505**

Pack: 10

**161-61505**

Pack: 10



Finishing set with double lens (for lighting units, see accessories)

100-61507

Pack: 20

**101-61507**

Pack: 20

**102-61507**

Pack: 20

**103-61507**

Pack: 20

**104-61507**

Pack: 20

**121-61507**

Pack: 10

**122-61507**

Pack: 10

**123-61507**

Pack: 10

**124-61507**

Pack: 10

**154-61507**

Pack: 10

**157-61507**

Pack: 10

**161-61507**

Pack: 10



Complete unit with screw terminals and claw fixing

100-61500

Pack: 10

**101-61500**

Pack: 10



Complete unit with plug-in terminals and screw fixing

100-81515


Pack: 10

**101-81515**





Pack: 10



Double switch: two-way switch + push button N.O.




 10A
250V~


Base













-  **I70-75601**
With screw terminals and screw fixing, centre distance 71mm
Pack: 10
-  **I70-75615**
With plug-in terminals and screw fixing, centre distance 71mm
Pack: 10
-  **I70-05601**
With screw terminals and screw fixing
Pack: 10
-  **I70-05615**
With plug-in terminals and screw fixing
Pack: 10

-  **I70-75600**
With screw terminals and claw fixing, centre distance 71mm
Pack: 10
-  **I70-75605**
With plug-in terminals and claw fixing, centre distance 71mm
Pack: 10
-  **I70-05600**
With screw terminals and claw fixing
Pack: 10


Finishing set

- | | | | | | | | | |
|---|---|---|---|---|---|---|---|---|
| I00-61505
Pack: 20
 | I01-61505
Pack: 20
 | I02-61505
Pack: 20
 | I03-61505
Pack: 20
 | I04-61505
Pack: 20
 | I21-61505
Pack: 10
 | I22-61505
Pack: 10
 | I23-61505
Pack: 10
 | I24-61505
Pack: 10
 |
| I54-61505
Pack: 10
 | I57-61505
Pack: 10
 | I61-61505
Pack: 10
 | | | | | | |


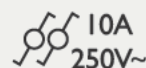
Finishing set with double lens (for lighting units, see accessories)

- | | | | | | | | | |
|---|---|---|--|--|--|--|--|--|
| I00-61507
Pack: 20
 | I01-61507
Pack: 20
 | I02-61507
Pack: 20
 | I03-61507
Pack: 20
 | I04-61507
Pack: 20
 | I21-61507
Pack: 10
 | I22-61507
Pack: 10
 | I23-61507
Pack: 10
 | I24-61507
Pack: 10
 |
| I54-61507
Pack: 10
 | I57-61507
Pack: 10
 | I61-61507
Pack: 10
 | | | | | | |





Complete unit with screw terminals and claw fixing

- I00-65016**
Pack: 10


Double two-way switch














Base

-  **I70-72601**
With screw terminals and screw fixing, centre distance 71mm
Pack: 10
-  **I70-72615**
With plug-in terminals and screw fixing, centre distance 71mm
Pack: 10
-  **I70-02601**
With screw terminals and screw fixing
Pack: 10
-  **I70-02615**
With plug-in terminals and screw fixing
Pack: 10












-  **I70-72600**
With screw terminals and claw fixing, centre distance 71mm
Pack: 10
-  **I70-72605**
With plug-in terminals and claw fixing, centre distance 71mm
Pack: 10
-  **I70-02600**
With screw terminals and claw fixing
Pack: 10

Afdekplaten afzonderlijk bestellen, zie hoofdstuk 00. Afbeeldingen afgewerkte producten louter ter illustratie!



Finishing set

I00-61505 Pack: 20	I01-61505 Pack: 20	I02-61505 Pack: 20	I03-61505 Pack: 20	I04-61505 Pack: 20	I21-61505 Pack: 10	I22-61505 Pack: 10	I23-61505 Pack: 10	I24-61505 Pack: 10
								
I54-61505 Pack: 10	I57-61505 Pack: 10	I61-61505 Pack: 10						
								

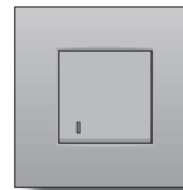
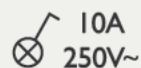
Finishing set with double lens (for lighting units, see accessories)

I00-61507 Pack: 20	I01-61507 Pack: 20	I02-61507 Pack: 20	I03-61507 Pack: 20	I04-61507 Pack: 20	I21-61507 Pack: 10	I22-61507 Pack: 10	I23-61507 Pack: 10	I24-61507 Pack: 10
								
I54-61507 Pack: 10	I57-61507 Pack: 10	I61-61507 Pack: 10						
								








Complete unit with screw terminals and claw fixing

I00-62600 Pack: 10	I01-62600 Pack: 10
	













Single-pole control switch with 3 connection terminals





Base

- | | |
|--|---|
|  <p>I70-77101
With screw terminals and screw fixing, centre distance 71mm
Pack: 10</p> |  <p>I70-77100
With screw terminals and claw fixing, centre distance 71mm
Pack: 10</p> |
|  <p>I70-77115
With plug-in terminals and screw fixing, centre distance 71mm
Pack: 10</p> |  <p>I70-77105
With plug-in terminals and claw fixing, centre distance 71mm
Pack: 10</p> |
|  <p>I70-07101
With screw terminals and screw fixing
Pack: 10</p> |  <p>I70-07100
With screw terminals and claw fixing
Pack: 10</p> |
|  <p>I70-07115
With plug-in terminals and screw fixing
Pack: 10</p> | |

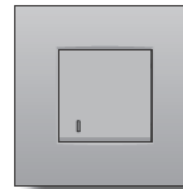
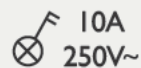
Finishing set with lens (for lighting units, see accessories)

- | | | | | | | | | |
|--|--|--|---|---|---|---|--|---|
| I00-60005
Pack: 20 | I01-60005
Pack: 20 | I02-60005
Pack: 20 | I03-60005
Pack: 20 | I04-60005
Pack: 20 | I21-60005
Pack: 10 | I22-60005
Pack: 10 | I23-60005
Pack: 10 | I24-60005
Pack: 10 |
|  |  |  |  |  |  |  |  |  |
| I54-60005
Pack: 10 | I57-60005
Pack: 10 | I61-60005
Pack: 10 | | | | | | |
|  |  |  | | | | | | |








Complete unit with screw terminals and claw fixing

- | | |
|---|---|
| I00-67100
Pack: 10 | I01-67100
Pack: 10 |
|  |  |













Two-pole control switch



Base

- | | |
|--|---|
|  <p>I70-71201
With screw terminals and screw fixing, centre distance 71mm
Pack: 10</p> |  <p>I70-71200
With screw terminals and claw fixing, centre distance 71mm
Pack: 10</p> |
|  <p>I70-71215
With plug-in terminals and screw fixing, centre distance 71mm
Pack: 10</p> |  <p>I70-71205
With plug-in terminals and claw fixing, centre distance 71mm
Pack: 10</p> |
|  <p>I70-01201
With screw terminals and screw fixing
Pack: 10</p> |  <p>I70-01200
With screw terminals and claw fixing
Pack: 10</p> |
|  <p>I70-01215
With plug-in terminals and screw fixing
Pack: 10</p> | |

Finishing set with lens (for lighting units, see accessories)

- | | | | | | | | | |
|---|---|---|---|---|---|---|--|---|
| I00-60005
Pack: 20 | I01-60005
Pack: 20 | I02-60005
Pack: 20 | I03-60005
Pack: 20 | I04-60005
Pack: 20 | I21-60005
Pack: 10 | I22-60005
Pack: 10 | I23-60005
Pack: 10 | I24-60005
Pack: 10 |
|  |  |  |  |  |  |  |  |  |
| I54-60005
Pack: 10 | I57-60005
Pack: 10 | I61-60005
Pack: 10 | | | | | | |
|  |  |  | | | | | | |

Afdekplaten afzonderlijk bestellen, zie hoofdstuk 00. Afbeeldingen afgewerkte producten louter ter illustratie!

Complete unit with screw terminals and claw fixing

100-67200

Pack: 10



101-67200

Pack: 10



Two-pole control switch 16A

Base



170-71301

With screw terminals and screw fixing, centre distance 71mm
Pack: 10

170-71300

With screw terminals and claw fixing, centre distance 71mm
Pack: 10

170-71315

With plug-in terminals and screw fixing, centre distance 71mm
Pack: 10

170-71305

With plug-in terminals and claw fixing, centre distance 71mm
Pack: 10

170-01301

With screw terminals and screw fixing
Pack: 10

170-01300

With screw terminals and claw fixing
Pack: 10

170-01315

With plug-in terminals and screw fixing
Pack: 10

Finishing set with lens (for lighting units, see accessories)

100-60005

Pack: 20



101-60005

Pack: 20



102-60005

Pack: 20



103-60005

Pack: 20



104-60005

Pack: 20



121-60005

Pack: 10



122-60005

Pack: 10



123-60005

Pack: 10



124-60005

Pack: 10



154-60005

Pack: 10



157-60005

Pack: 10



161-60005

Pack: 10



Complete unit with screw terminals and claw fixing

100-67300

Pack: 10



101-67300

Pack: 10



Two-way control switch with 4 connection terminals

Base



170-77601

With screw terminals and screw fixing, centre distance 71mm
Pack: 10

170-77600

With screw terminals and claw fixing, centre distance 71mm
Pack: 10

170-77615

With plug-in terminals and screw fixing, centre distance 71mm
Pack: 10

170-77605

With plug-in terminals and claw fixing, centre distance 71mm
Pack: 10

170-07601

With screw terminals and screw fixing
Pack: 10













170-07600

With screw terminals and claw fixing
Pack: 10



170-07615

With plug-in terminals and screw fixing
Pack: 10

Finishing set with lens (for lighting units, see accessories)

100-60005 Pack: 20	101-60005 Pack: 20	102-60005 Pack: 20	103-60005 Pack: 20	104-60005 Pack: 20	121-60005 Pack: 10	122-60005 Pack: 10	123-60005 Pack: 10	124-60005 Pack: 10
								
154-60005 Pack: 10	157-60005 Pack: 10	161-60005 Pack: 10						
								

Complete unit with screw terminals and claw fixing

100-67600 Pack: 10	101-67600 Pack: 10
	

Afdekplaten afzonderlijk bestellen, zie hoofdstuk 00. Afbeeldingen afgewerkte producten louter ter illustratie!



Two-pole pull-cord switch

10A
250V~

Base



170-71201
With screw terminals and screw fixing, centre distance 71mm
Pack: 10



170-71200
With screw terminals and claw fixing, centre distance 71mm
Pack: 10



170-71215
With plug-in terminals and screw fixing, centre distance 71mm
Pack: 10



170-71205
With plug-in terminals and claw fixing, centre distance 71mm
Pack: 10



170-01201
With screw terminals and screw fixing
Pack: 10



170-01200
With screw terminals and claw fixing
Pack: 10



170-01215
With plug-in terminals and screw fixing
Pack: 10

Finishing set

100-63606
Pack: 10



101-63606
Pack: 10



102-63606
Pack: 10



103-63606
Pack: 10



104-63606
Pack: 10



121-63606
Pack: 10



122-63606
Pack: 10



123-63606
Pack: 10



124-63606
Pack: 10



154-63606
Pack: 10



157-63606
Pack: 10



161-63606
Pack: 10



Complete unit with screw terminals and claw fixing

100-63200
Pack: 10



Two-pole pull-cord switch 16A

16A
250V~

Base



170-71301
With screw terminals and screw fixing, centre distance 71mm
Pack: 10



170-71300
With screw terminals and claw fixing, centre distance 71mm
Pack: 10



170-71315
With plug-in terminals and screw fixing, centre distance 71mm
Pack: 10



170-71305
With plug-in terminals and claw fixing, centre distance 71mm
Pack: 10



170-01301
With screw terminals and screw fixing
Pack: 10



170-01300
With screw terminals and claw fixing
Pack: 10



170-01315
With plug-in terminals and screw fixing
Pack: 10

Finishing set

100-63606
Pack: 10



101-63606
Pack: 10



102-63606
Pack: 10



103-63606
Pack: 10



104-63606
Pack: 10



121-63606
Pack: 10



122-63606
Pack: 10



123-63606
Pack: 10



124-63606
Pack: 10



154-63606
Pack: 10



157-63606
Pack: 10



161-63606
Pack: 10



Two-way pull-cord switch



Base

- | | |
|--|---|
| <p>I70-71601
With screw terminals and screw fixing, centre distance 71mm
Pack: 10</p> | <p>I70-71600
With screw terminals and claw fixing, centre distance 71mm
Pack: 10</p> |
| <p>I70-71615
With plug-in terminals and screw fixing, centre distance 71mm
Pack: 10</p> | <p>I70-71605
With plug-in terminals and claw fixing, centre distance 71mm
Pack: 10</p> |
| <p>I70-01601
With screw terminals and screw fixing
Pack: 10</p> | <p>I70-01600
With screw terminals and claw fixing
Pack: 10</p> |
| <p>I70-01615
With plug-in terminals and screw fixing
Pack: 10</p> | |

Finishing set

- | | | | | | | | | |
|------------------------------|------------------------------|------------------------------|------------------------------|------------------------------|------------------------------|------------------------------|------------------------------|------------------------------|
| I00-63606
Pack: 10 | I01-63606
Pack: 10 | I02-63606
Pack: 10 | I03-63606
Pack: 10 | I04-63606
Pack: 10 | I21-63606
Pack: 10 | I22-63606
Pack: 10 | I23-63606
Pack: 10 | I24-63606
Pack: 10 |
| | | | | | | | | |
| I54-63606
Pack: 10 | I57-63606
Pack: 10 | I61-63606
Pack: 10 | | | | | | |
| | | | | | | | | |

Complete unit with screw terminals and claw fixing

- | | |
|------------------------------|------------------------------|
| I00-63600
Pack: 10 | I01-63600
Pack: 10 |
| | |

Two-way pull-cord switch 16A



Base

- | | |
|--|---|
| <p>I70-71661
With screw terminals and screw fixing, centre distance 71mm
Pack: 10</p> | <p>I70-71616
With screw terminals and claw fixing, centre distance 71mm
Pack: 10</p> |
| <p>I70-71671
With plug-in terminals and screw fixing, centre distance 71mm
Pack: 10</p> | <p>I70-71617
With plug-in terminals and claw fixing, centre distance 71mm
Pack: 10</p> |
| <p>I70-01661
With screw terminals and screw fixing
Pack: 10</p> | <p>I70-01616
With screw terminals and claw fixing
Pack: 10</p> |
| <p>I70-01671
With plug-in terminals and screw fixing
Pack: 10</p> | |

Finishing set

- | | | | | | | | | |
|------------------------------|------------------------------|------------------------------|------------------------------|------------------------------|------------------------------|------------------------------|------------------------------|------------------------------|
| I00-63606
Pack: 10 | I01-63606
Pack: 10 | I02-63606
Pack: 10 | I03-63606
Pack: 10 | I04-63606
Pack: 10 | I21-63606
Pack: 10 | I22-63606
Pack: 10 | I23-63606
Pack: 10 | I24-63606
Pack: 10 |
| | | | | | | | | |
| I54-63606
Pack: 10 | I57-63606
Pack: 10 | I61-63606
Pack: 10 | | | | | | |
| | | | | | | | | |

Afdekplaten afzonderlijk bestellen, zie hoofdstuk 00. Afbeeldingen afgewerkte producten louter ter illustratie!



Intermediate pull-cord switch

10A
250V~

Base



170-71701
With screw terminals and screw fixing, centre distance 71mm
Pack: 10



170-71700
With screw terminals and claw fixing, centre distance 71mm
Pack: 10



170-71715
With plug-in terminals and screw fixing, centre distance 71mm
Pack: 10



170-71705
With plug-in terminals and claw fixing, centre distance 71mm
Pack: 10



170-01701
With screw terminals and screw fixing
Pack: 10



170-01700
With screw terminals and claw fixing
Pack: 10



170-01715
With plug-in terminals and screw fixing
Pack: 10

Finishing set

100-63606
Pack: 10



101-63606
Pack: 10



102-63606
Pack: 10



103-63606
Pack: 10



104-63606
Pack: 10



121-63606
Pack: 10



122-63606
Pack: 10



123-63606
Pack: 10



124-63606
Pack: 10



154-63606
Pack: 10



157-63606
Pack: 10



161-63606
Pack: 10



Pull-cord push button N.O. or N.C.

10A
250V~



Base



170-73001
With screw terminals and screw fixing, centre distance 71mm
Pack: 10



170-73000
With screw terminals and claw fixing, centre distance 71mm
Pack: 10



170-73015
With plug-in terminals and screw fixing, centre distance 71mm
Pack: 10



170-73005
With plug-in terminals and claw fixing, centre distance 71mm
Pack: 10



170-03001
With screw terminals and screw fixing
Pack: 10



170-03000
With screw terminals and claw fixing
Pack: 10



170-03015
With plug-in terminals and screw fixing
Pack: 10

Finishing set

100-63906
Pack: 10



101-63906
Pack: 10



102-63906
Pack: 10



103-63906
Pack: 10



104-63906
Pack: 10



121-63906
Pack: 10



122-63906
Pack: 10



123-63906
Pack: 10



124-63906
Pack: 10



154-63906
Pack: 10



157-63906
Pack: 10



161-63906
Pack: 10



Complete unit with screw terminals and claw fixing

100-63900
Pack: 10





Time switch adjustable up to 15 minutes, 2-pole 16A

Flush mounting depth: 40mm. Use CE flush mounting boxes for screw fixing with a flush mounting depth of 50mm.

t 16A
250V~

Base



170-04800

With screw terminals and screw fixing
Pack: 6

Finishing set

100-64806

Pack: 10



101-64806

Pack: 10



102-64806

Pack: 10



103-64806

Pack: 10



104-64806

Pack: 10



121-64806

Pack: 10



122-64806

Pack: 10



123-64806

Pack: 10



124-64806

Pack: 10



154-64806

Pack: 10



157-64806

Pack: 10



161-64806

Pack: 10



Complete unit with screw terminals and screw fixing

100-64800

Pack: 6



Time switch adjustable up to 120 minutes, 2-pole 16A

Flush mounting depth: 40mm. Use CE flush mounting boxes for screw fixing with a flush mounting depth of 50mm.

t 16A
250V~

Base



170-04900

With screw terminals and screw fixing
Pack: 6

Finishing set

100-64906

Pack: 10



101-64906

Pack: 10



102-64906

Pack: 10



103-64906

Pack: 10



104-64906

Pack: 10



121-64906

Pack: 10



122-64906

Pack: 10



123-64906

Pack: 10



124-64906

Pack: 10



154-64906

Pack: 10



157-64906

Pack: 10



161-64906

Pack: 10



Complete unit with screw terminals and screw fixing

100-64900













Pack: 6



Digital time switch

- day/week programming
- 30min operation reserve for readjusting the clock
- permanent memory
- max. 24 switch commands programmable
- 1 or 2 channels
- min. changeover time: 1min
- day-/week programming
- 30min operation reserve for readjusting the clock
- permanent memory
- max. 24 switch commands programmable
- 1 or 2 channels
- min. changeover time: 1min


Sensor

100-78200 Pack: 6 	101-78200 Pack: 6 	102-78200 Pack: 6 	103-78200 Pack: 6 	104-78200 Pack: 6 	121-78200 Pack: 6 	122-78200 Pack: 6 	123-78200 Pack: 6 	124-78200 Pack: 6 
154-78200 Pack: 6 	157-78200 Pack: 6 	161-78200 Pack: 6 						

Base with switching contact 10A, 230V

 420-00101 With screw terminals and screw fixing Pack: 6	 420-00100 With screw terminals and claw fixing Pack: 6
--	---

Base with potentialfree contact 4A, 230V with connection possibility for an external push button

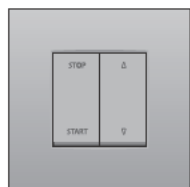
 420-00201 With screw terminals and screw fixing Pack: 6	 420-00200 With screw terminals and claw fixing Pack: 6
--	---

Base with 2 switching contacts 4A, 230V with connection possibility for an external push button

 420-00301 With screw terminals and screw fixing Pack: 6	 420-00300 With screw terminals and claw fixing Pack: 6
--	---

Base 2-wire 40-400W, 230V with connection possibility for an external push button

 420-00401 With screw terminals and screw fixing Pack: 6	 420-00400 With screw terminals and claw fixing Pack: 6
--	---



Switch for shutters, electrically separated

For controlling motors in 2 directions, for opening or closing shutters, garage doors, blinds etc.

10A
250V~

Base



170-75901
With screw terminals and screw fixing, centre distance 71mm
Pack: 10



170-75900
With screw terminals and claw fixing, centre distance 71mm
Pack: 10



170-75915
With plug-in terminals and screw fixing, centre distance 71mm
Pack: 10



170-75905
With plug-in terminals and claw fixing, centre distance 71mm
Pack: 10



170-05901
With screw terminals and screw fixing
Pack: 10



170-05900
With screw terminals and claw fixing
Pack: 10



170-05915
With plug-in terminals and screw fixing
Pack: 10

Finishing set

100-65905
Pack: 10



101-65905
Pack: 10



102-65905
Pack: 10



103-65905
Pack: 10



104-65905
Pack: 10



121-65905
Pack: 10



122-65905
Pack: 10



123-65905
Pack: 10



124-65905
Pack: 10



154-65905
Pack: 10



157-65905
Pack: 10



161-65905
Pack: 10



Complete unit with screw terminals and claw fixing

100-65900
Pack: 10



101-65900
Pack: 10



Digital shutter switch

- day-/week programming
- 30min operation reserve for readjusting the clock
- permanent memory
- manually adjustable

- max. 24 switch commands programmable
- operating time easily adjustable
- min. changeover time: 1min

Sensor

100-78300
Pack: 6



101-78300
Pack: 6



102-78300
Pack: 6



103-78300
Pack: 6



104-78300
Pack: 6



121-78300
Pack: 6



122-78300
Pack: 6



123-78300
Pack: 6



124-78300
Pack: 6



154-78300
Pack: 6



157-78300
Pack: 6



161-78300
Pack: 6



Base with 2 switching contacts 4A, 230V with connection possibility for an external push button



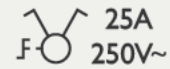
420-00301
With screw terminals and screw fixing
Pack: 6



420-00300
With screw terminals and claw fixing
Pack: 6

Pulse generator with rotary control, 25A

For controlling a motor in 2 directions, for opening or closing shutters, garage doors, blinds etc.



Base



170-35901
With screw terminals and screw fixing, centre distance 71mm
Pack: 10

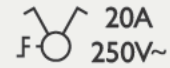


170-35900
With screw terminals and claw fixing
Pack: 10

Finishing set up/down

100-65926 Pack: 10	101-65926 Pack: 10	102-65926 Pack: 10	103-65926 Pack: 10	104-65926 Pack: 10	121-65926 Pack: 10	122-65926 Pack: 10	123-65926 Pack: 10	124-65926 Pack: 10
154-65926 Pack: 10	157-65926 Pack: 10	161-65926 Pack: 10						

Rotary switch for motors, 3 speeds: 0-I-2 and I-2-3, 20A



Base



170-45901
With screw terminals and screw fixing, centre distance 71mm
Pack: 10



170-45900
With screw terminals and claw fixing
Pack: 10

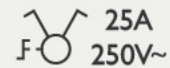
Finishing set 0-I-2

100-65937 Pack: 10	101-65937 Pack: 10	102-65937 Pack: 10	103-65937 Pack: 10	104-65937 Pack: 10	121-65937 Pack: 10	122-65937 Pack: 10	123-65937 Pack: 10	124-65937 Pack: 10
154-65937 Pack: 10	157-65937 Pack: 10	161-65937 Pack: 10						

Finishing set I-2-3

100-65936 Pack: 10	101-65936 Pack: 10	102-65936 Pack: 10	103-65936 Pack: 10	104-65936 Pack: 10	121-65936 Pack: 10	122-65936 Pack: 10	123-65936 Pack: 10	124-65936 Pack: 10
154-65936 Pack: 10	157-65936 Pack: 10	161-65936 Pack: 10						

Rotary switch for motors, 3 speeds: I-0-2, 25A



Base



170-55901
With screw terminals and screw fixing, centre distance 71mm
Pack: 10




170-55900
With screw terminals and claw fixing
Pack: 10

Finishing set I-0-2

100-65938 Pack: 10	101-65938 Pack: 10	102-65938 Pack: 10	103-65938 Pack: 10	104-65938 Pack: 10	121-65938 Pack: 10	122-65938 Pack: 10	123-65938 Pack: 10	124-65938 Pack: 10
								
154-65938 Pack: 10	157-65938 Pack: 10	161-65938 Pack: 10						
								

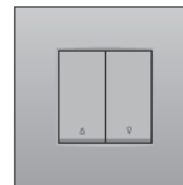
Finishing set up/down

100-65926 Pack: 10	101-65926 Pack: 10	102-65926 Pack: 10	103-65926 Pack: 10	104-65926 Pack: 10	121-65926 Pack: 10	122-65926 Pack: 10	123-65926 Pack: 10	124-65926 Pack: 10
								
154-65926 Pack: 10	157-65926 Pack: 10	161-65926 Pack: 10						
								

Push button for blinds, electrically separated

For controlling a motor in 2 directions, for opening or closing shutters, garage doors, blinds etc.

10A
250V~



Base



170-85901
With screw terminals and screw fixing, centre distance 71mm
Pack: 10



170-85900
With screw terminals and claw fixing, centre distance 71mm
Pack: 10



170-85915
With plug-in terminals and screw fixing, centre distance 71mm
Pack: 10



170-85905
With plug-in terminals and claw fixing, centre distance 71mm
Pack: 10



170-15901
With screw terminals and screw fixing
Pack: 10



170-15900
With screw terminals and claw fixing
Pack: 10



170-15915
With plug-in terminals and screw fixing
Pack: 10

Finishing set

100-65914

Pack: 10



101-65914

Pack: 10



102-65914

Pack: 10



103-65914

Pack: 10



104-65914

Pack: 10



121-65914

Pack: 10



122-65914

Pack: 10



123-65914

Pack: 10



124-65914

Pack: 10



154-65914

Pack: 10



157-65914

Pack: 10



161-65914

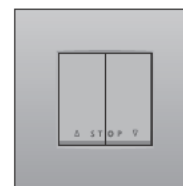
Pack: 10



Push button for blinds for electronic controls

For controlling a motor in 2 directions, for opening or closing shutters, garage doors, blinds etc.

10A
250V~



Base



170-95901
With screw terminals and screw fixing, centre distance 71mm
Pack: 10



170-95900
With screw terminals and claw fixing, centre distance 71mm
Pack: 10



170-95915
With plug-in terminals and screw fixing, centre distance 71mm
Pack: 10



170-95905
With plug-in terminals and claw fixing, centre distance 71mm
Pack: 10



170-25901
With screw terminals and screw fixing
Pack: 10



170-25900
With screw terminals and claw fixing
Pack: 10



170-25915
With plug-in terminals and screw fixing
Pack: 10

Finishing set

100-65918

Pack: 10



101-65918

Pack: 10



102-65918

Pack: 10



103-65918

Pack: 10



104-65918

Pack: 10



121-65918

Pack: 10



122-65918

Pack: 10



123-65918

Pack: 10



124-65918

Pack: 10



154-65918

Pack: 10



157-65918

Pack: 10




161-65918

Pack: 10



Afdekplaten afzonderlijk bestellen, zie hoofdstuk 00. Afbeeldingen afgewerkte producten louter ter illustratie!



Push button N.O. with 3 connection terminals

10A
250V~

Base



170-70001

With screw terminals and screw fixing, centre distance 71mm
Pack: 10



170-70000

With screw terminals and claw fixing, centre distance 71mm
Pack: 10



170-70015

With plug-in terminals and screw fixing, centre distance 71mm
Pack: 10



170-70005

With plug-in terminals and claw fixing, centre distance 71mm
Pack: 10



170-00001

With screw terminals and screw fixing
Pack: 10



170-00000

With screw terminals and claw fixing
Pack: 10



170-00015

With plug-in terminals and screw fixing
Pack: 10

Finishing set

100-61105

Pack: 20



101-61105

Pack: 20



102-61105

Pack: 20



103-61105

Pack: 20



104-61105

Pack: 20



121-61105

Pack: 10



122-61105

Pack: 10



123-61105

Pack: 10



124-61105

Pack: 10



154-61105

Pack: 10



157-61105

Pack: 10



161-61105

Pack: 10



Finishing set with transparent text field

100-60905

Pack: 20



101-60905

Pack: 20



102-60905

Pack: 20



103-60905

Pack: 20



104-60905

Pack: 20



121-60905

Pack: 10



122-60905

Pack: 10



123-60905

Pack: 10



124-60905

Pack: 10



154-60905

Pack: 10



157-60905

Pack: 10



161-60905

Pack: 10



Finishing set with lens (for lighting units, see accessories)

100-60005

Pack: 20



101-60005

Pack: 20



102-60005

Pack: 20



103-60005

Pack: 20



104-60005

Pack: 20



121-60005

Pack: 10



122-60005

Pack: 10



123-60005

Pack: 10



124-60005

Pack: 10



154-60005

Pack: 10



157-60005

Pack: 10



161-60005

Pack: 10



Complete unit with screw terminals and claw fixing

100-60010

Pack: 10



101-60010

Pack: 10



Complete unit with screw terminals and claw fixing, with text field

100-60900

Pack: 10



101-60900

Pack: 10



Complete unit with screw terminals and claw fixing, with lens

100-60000

Pack: 10




101-60000

Pack: 10



Push button N.O. or N.C. with 4 connection terminals

10A
250V~



Base

170-73001
With screw terminals and screw fixing, centre distance 71mm
Pack: 10

170-73000
With screw terminals and claw fixing, centre distance 71mm
Pack: 10

170-73015
With plug-in terminals and screw fixing, centre distance 71mm
Pack: 10

170-73005
With plug-in terminals and claw fixing, centre distance 71mm
Pack: 10

170-03001
With screw terminals and screw fixing
Pack: 10

170-03000
With screw terminals and claw fixing
Pack: 10

170-03015
With plug-in terminals and screw fixing
Pack: 10

Finishing set

100-61105 Pack: 20	101-61105 Pack: 20	102-61105 Pack: 20	103-61105 Pack: 20	104-61105 Pack: 20	121-61105 Pack: 10	122-61105 Pack: 10	123-61105 Pack: 10	124-61105 Pack: 10
154-61105 Pack: 10	157-61105 Pack: 10	161-61105 Pack: 10						

Finishing set with transparent text field

100-60905 Pack: 20	101-60905 Pack: 20	102-60905 Pack: 20	103-60905 Pack: 20	104-60905 Pack: 20	121-60905 Pack: 10	122-60905 Pack: 10	123-60905 Pack: 10	124-60905 Pack: 10
154-60905 Pack: 10	157-60905 Pack: 10	161-60905 Pack: 10						


Finishing set with lens (for lighting units, see accessories)

100-60005 Pack: 20	101-60005 Pack: 20	102-60005 Pack: 20	103-60005 Pack: 20	104-60005 Pack: 20	121-60005 Pack: 10	122-60005 Pack: 10	123-60005 Pack: 10	124-60005 Pack: 10
154-60005 Pack: 10	157-60005 Pack: 10	161-60005 Pack: 10						

Complete unit with screw terminals and claw fixing

100-03000
Pack: 10

Afdekplaten afzonderlijk bestellen, zie hoofdstuk 00. Afbeeldingen afgewerkte producten louter ter illustratie!



Potential-free push button 24V, N.O., 4-fold



Base

**I70-47001**With screw terminals and screw fixing, centre distance 71mm
Pack: 6**I70-47000**With screw terminals and claw fixing, centre distance 71mm
Pack: 6**I70-40001**With screw terminals and screw fixing
Pack: 6**I70-40000**With screw terminals and claw fixing
Pack: 6

Finishing set

I00-40000

Pack: 6

**I01-40000**

Pack: 6

**I02-40000**

Pack: 6

**I03-40000**

Pack: 6

**I04-40000**

Pack: 6

**I21-40000**

Pack: 6

**I22-40000**

Pack: 6

**I23-40000**

Pack: 6

**I24-40000**

Pack: 6

**I54-40000**

Pack: 6

**I57-40000**

Pack: 6

**I61-40000**

Pack: 6



Finishing set with transparent text field

I00-40200

Pack: 6

**I01-40200**

Pack: 6

**I02-40200**

Pack: 6

**I03-40200**

Pack: 6

**I04-40200**

Pack: 6

**I21-40200**

Pack: 6

**I22-40200**

Pack: 6

**I23-40200**

Pack: 6

**I24-40200**

Pack: 6

**I54-40200**


Pack: 6

**I57-40200**

Pack: 6

**I61-40200**

Pack: 6



Potential-free push button 24V with LED, N.O., 4-fold



Base with amber LED

**I70-47101**With screw terminals and screw fixing, centre distance 71mm
Pack: 6**I70-47100**With screw terminals and claw fixing, centre distance 71mm
Pack: 6**I70-40101**With screw terminals and screw fixing
Pack: 6**I70-40100**With screw terminals and claw fixing
Pack: 6

Base with blue LED

**I70-47111**With screw terminals and screw fixing, centre distance 71mm
Pack: 6**I70-47110**With screw terminals and claw fixing, centre distance 71mm
Pack: 6**I70-40111**With screw terminals and screw fixing
Pack: 6**I70-40110**With screw terminals and claw fixing
Pack: 6

Finishing set

I00-40100

Pack: 6

**I01-40100**

Pack: 6

**I02-40100**

Pack: 6

**I03-40100**

Pack: 6

**I04-40100**

Pack: 6

**I21-40100**

Pack: 6

**I22-40100**

Pack: 6

**I23-40100**

Pack: 6

**I24-40100**

Pack: 6

**I54-40100**

Pack: 6

**I57-40100**

Pack: 6

**I61-40100**

Pack: 6




Finishing set with transparent text field

100-40300 Pack: 6	101-40300 Pack: 6	102-40300 Pack: 6	103-40300 Pack: 6	104-40300 Pack: 6	121-40300 Pack: 6	122-40300 Pack: 6	123-40300 Pack: 6	124-40300 Pack: 6
154-40300 Pack: 6	157-40300 Pack: 6	161-40300 Pack: 6						

Finishing set with printing specifically for daylight control

100-40400 Pack: 6	101-40400 Pack: 6	102-40400 Pack: 6	103-40400 Pack: 6	104-40400 Pack: 6	121-40400 Pack: 6	122-40400 Pack: 6	123-40400 Pack: 6	124-40400 Pack: 6
154-40400 Pack: 6	157-40400 Pack: 6	161-40400 Pack: 6						

Potential-free push button 24V, N.O., 6-fold



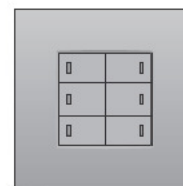
Base

170-67001 With screw terminals and screw fixing, centre distance 71mm Pack: 6	170-67000 With screw terminals and claw fixing, centre distance 71mm Pack: 6
170-60001 With screw terminals and screw fixing Pack: 6	170-60000 With screw terminals and claw fixing Pack: 6

Finishing set

100-60001 Pack: 6	101-60001 Pack: 6	102-60001 Pack: 6	103-60001 Pack: 6	104-60001 Pack: 6	121-60001 Pack: 6	122-60001 Pack: 6	123-60001 Pack: 6	124-60001 Pack: 6
154-60001 Pack: 6	157-60001 Pack: 6	161-60001 Pack: 6						

Potential-free push button 24V with LED, N.O., 6-fold



Base with amber LED

170-67101 With screw terminals and screw fixing, centre distance 71mm Pack: 6	170-67100 With screw terminals and claw fixing, centre distance 71mm Pack: 6
170-60101 With screw terminals and screw fixing Pack: 6	170-60100 With screw terminals and claw fixing Pack: 6

Base with blue LED

170-67111 With screw terminals and screw fixing, centre distance 71mm Pack: 6	170-67110 With screw terminals and claw fixing, centre distance 71mm Pack: 6
170-60111 With screw terminals and screw fixing Pack: 6	170-60110 With screw terminals and claw fixing Pack: 6

Afdekplaten afzonderlijk bestellen, zie hoofdstuk 00. Afbeeldingen afgewerkte producten louter ter illustratie!

Finishing set

I00-60100

Pack: 6

**I01-60100**

Pack: 6

**I02-60100**

Pack: 6

**I03-60100**

Pack: 6

**I04-60100**

Pack: 6

**I21-60100**

Pack: 6

**I22-60100**

Pack: 6

**I23-60100**

Pack: 6

**I24-60100**

Pack: 6

**I54-60100**

Pack: 6

**I57-60100**

Pack: 6


**I61-60100**

Pack: 6

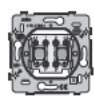
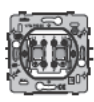
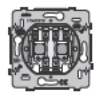
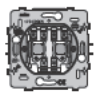
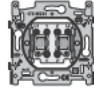




Double push button: N.O or N.C.





10A
250V~









Base

- | | |
|--|---|
|  <p>I70-75001
With screw terminals and screw fixing, centre distance 71mm
Pack: 10</p> |  <p>I70-75000
With screw terminals and claw fixing, centre distance 71mm
Pack: 10</p> |
|  <p>I70-75015
With plug-in terminals and screw fixing, centre distance 71mm
Pack: 10</p> |  <p>I70-75005
With plug-in terminals and claw fixing, centre distance 71mm
Pack: 10</p> |
|  <p>I70-05001
With screw terminals and screw fixing
Pack: 10</p> |  <p>I70-05000
With screw terminals and claw fixing
Pack: 10</p> |
|  <p>I70-05015
With plug-in terminals and screw fixing
Pack: 10</p> | |



Finishing set

- | | | | | | | | | |
|--|--|--|---|---|---|---|--|---|
| I00-61505
Pack: 20 | I01-61505
Pack: 20 | I02-61505
Pack: 20 | I03-61505
Pack: 20 | I04-61505
Pack: 20 | I21-61505
Pack: 10 | I22-61505
Pack: 10 | I23-61505
Pack: 10 | I24-61505
Pack: 10 |
|  |  |  |  |  |  |  |  |  |
| I54-61505
Pack: 10 | I57-61505
Pack: 10 | I61-61505
Pack: 10 | | | | | | |
|  |  |  | | | | | | |


Finishing set with double lens (for lighting units, see accessories)

- | | | | | | | | | |
|---|---|---|---|---|---|---|--|---|
| I00-61507
Pack: 20 | I01-61507
Pack: 20 | I02-61507
Pack: 20 | I03-61507
Pack: 20 | I04-61507
Pack: 20 | I21-61507
Pack: 10 | I22-61507
Pack: 10 | I23-61507
Pack: 10 | I24-61507
Pack: 10 |
|  |  |  |  |  |  |  |  |  |
| I54-61507
Pack: 10 | I57-61507
Pack: 10 | I61-61507
Pack: 10 | | | | | | |
|  |  |  | | | | | | |

Complete unit with screw terminals and claw fixing

- | | |
|---|---|
| I00-65000
Pack: 10 | I01-65000
Pack: 10 |
|  |  |

Afdelplaten afzonderlijk bestellen, zie hoofdstuk 00. Afbeeldingen afgewerkte producten louter ter illustratie!


Double switch: two-way switch + push button N.O.

Base


170-75601
With screw terminals and screw fixing, centre distance 71mm
Pack: 10



170-75600
With screw terminals and claw fixing, centre distance 71mm
Pack: 10



170-75615
With plug-in terminals and screw fixing, centre distance 71mm
Pack: 10



170-75605
With plug-in terminals and claw fixing, centre distance 71mm
Pack: 10



170-05601
With screw terminals and screw fixing
Pack: 10



170-05600
With screw terminals and claw fixing
Pack: 10



170-05615
With plug-in terminals and screw fixing
Pack: 10

Finishing set

100-61505

Pack: 20



101-61505

Pack: 20



102-61505

Pack: 20



103-61505

Pack: 20



104-61505

Pack: 20



121-61505

Pack: 10



122-61505

Pack: 10



123-61505

Pack: 10



124-61505

Pack: 10



154-61505

Pack: 10



157-61505

Pack: 10



161-61505

Pack: 10


Finishing set with double lens (for lighting units, see accessories)

100-61507

Pack: 20



101-61507

Pack: 20



102-61507

Pack: 20



103-61507

Pack: 20



104-61507

Pack: 20



121-61507

Pack: 10



122-61507

Pack: 10



123-61507

Pack: 10



124-61507

Pack: 10



154-61507

Pack: 10



157-61507

Pack: 10



161-61507

Pack: 10


Complete unit with screw terminals and claw fixing

100-65016

Pack: 10



6A push button with amber LED and E10 lamp base

The 6A push button is equipped with a 230V amber LED with E10 fitting. Suitable for neon with E10 fitting (230V) or LED with E10 fitting: 6V, 12V, 24V and 230V. Not suitable for incandescent lamps with E10 fitting. For other LED colours, see 'Accessories'.



Base



I70-74001
With screw terminals and screw fixing, centre distance 71mm
Pack: 10



I70-74000
With screw terminals and claw fixing, centre distance 71mm
Pack: 10



I70-04001
With screw terminals and screw fixing
Pack: 10



I70-04000
With screw terminals and claw fixing
Pack: 10

Finishing set with translucent ring

100-64006 Pack: 20	101-64006 Pack: 20	102-64006 Pack: 20	103-64006 Pack: 20	104-64006 Pack: 20	121-64006 Pack: 10	122-64006 Pack: 10	123-64006 Pack: 10	124-64006 Pack: 10
154-64006 Pack: 10	157-64006 Pack: 10	161-64006 Pack: 10						

Finishing set with translucent ring, with bell symbol

100-64007 Pack: 20	101-64007 Pack: 20	102-64007 Pack: 20	103-64007 Pack: 20	104-64007 Pack: 20	121-64007 Pack: 10	122-64007 Pack: 10	123-64007 Pack: 10	124-64007 Pack: 10
154-64007 Pack: 10	157-64007 Pack: 10	161-64007 Pack: 10						

Finishing set with translucent ring, with lamp symbol

100-64008 Pack: 20	101-64008 Pack: 20	102-64008 Pack: 20	103-64008 Pack: 20	104-64008 Pack: 20	121-64008 Pack: 10	122-64008 Pack: 10	123-64008 Pack: 10	124-64008 Pack: 10
154-64008 Pack: 10	157-64008 Pack: 10	161-64008 Pack: 10						

Finishing set with translucent ring, with key symbol

100-64009 Pack: 20	101-64009 Pack: 20	102-64009 Pack: 20	103-64009 Pack: 20	104-64009 Pack: 20	121-64009 Pack: 10	122-64009 Pack: 10	123-64009 Pack: 10	124-64009 Pack: 10
154-64009 Pack: 10	157-64009 Pack: 10	161-64009 Pack: 10						

Finishing set with red translucent ring

100-64010 Pack: 20	101-64010 Pack: 20	102-64010 Pack: 20	103-64010 Pack: 20	104-64010 Pack: 20	121-64010 Pack: 10	122-64010 Pack: 10	123-64010 Pack: 10	124-64010 Pack: 10
154-64010 Pack: 10	157-64010 Pack: 10	161-64010 Pack: 10						

Complete unit with screw terminals, claw fixing, translucent ring, with amber LED

100-64000 Pack: 10	101-64000 Pack: 10

Complete unit with screw terminals, claw fixing, translucent ring and bell symbol, with amber LED

I00-64100

Pack: 10



Complete unit with screw terminals, claw fixing, translucent ring and lamp symbol, with amber LED

I00-64200

Pack: 10



Indicator unit

The finishing sets of the indicator unit are equipped with a 230V LED with E10 fitting (IXX-64011 with amber LED; IXX-64012 with red LED). Suitable for neon with E10 fitting (230V) or LED with E10 fitting: 6V, 12V, 24V and 230V. Not suitable for incandescent lamps with E10 fitting.



Base



I70-74101

With screw terminals and screw fixing, centre distance 71mm

Pack: 10



I70-74100

With screw terminals and claw fixing, centre distance 71mm

Pack: 10



I70-04101

With screw terminals and screw fixing

Pack: 10



I70-04100

With screw terminals and claw fixing

Pack: 10

Finishing set with translucent ring and amber LED with E10 lamp base

I00-64011

Pack: 20



I01-64011

Pack: 20



I02-64011

Pack: 20



I03-64011

Pack: 20



I04-64011

Pack: 20



I21-64011

Pack: 10



I22-64011

Pack: 10



I23-64011

Pack: 10



I24-64011

Pack: 10



I54-64011

Pack: 10



I57-64011

Pack: 10



I61-64011

Pack: 10



Finishing set with red lens and red LED with E10 lamp base

I00-64012

Pack: 20



I01-64012

Pack: 20



I02-64012

Pack: 20



I03-64012

Pack: 20



I04-64012

Pack: 20



I21-64012

Pack: 10



I22-64012

Pack: 10



I23-64012

Pack: 10



I24-64012

Pack: 10



I54-64012

Pack: 10



I57-64012

Pack: 10



I61-64012

Pack: 10



Rotary dimmer 300W

Dimmer suitable for incandescent lamps and halogen lamps 230V.

- Used for single-pole, two-way or intermediate switching
- 230V AC \pm 10%, 40-60Hz
- built-in two-way switch
- incandescent lamps: 300W
- 230V halogen: 250W
- min. load: 60W
- overload protection with automatic reset function
- short-circuit protection via fuse
- built-in spare fuse
- connection terminal: 1 x 2.5mm² or 2 x 1.5mm²
- ambient temperature: 20°C

Base



310-01301
With screw terminals and screw fixing
Pack: 6



310-01300
With screw terminals and claw fixing
Pack: 6

Finishing set

100-31000 Pack: 10	101-31000 Pack: 10	102-31000 Pack: 10	103-31000 Pack: 10	104-31000 Pack: 10	121-31000 Pack: 10	122-31000 Pack: 10	123-31000 Pack: 10	124-31000 Pack: 10
154-31000 Pack: 10	157-31000 Pack: 10	161-31000 Pack: 10						

Accessories



09-013-04
Replacement fuse F1,6AH for dimmer 310-013xx
Pack: 10



310-00001
Fuse holder for rotary switch dimmers
Pack: 10



Rotary dimmer 420W

Dimmer suitable for incandescent lamps and halogen lamps 230V.

- Used for single pole, two-way or intermediate switching
- 230V AC \pm 10%, 40-60Hz
- built-in two-way switch
- incandescent lamps: 420W
- 230V AC halogen: 300W
- min. load: 60W
- overload protection with automatic reset function
- short-circuit protection via fuse
- built-in spare fuse
- connection terminal: 1 x 2.5mm² or 2 x 1.5mm²
- ambient temperature: 20°C

Base



310-01401
With screw terminals and screw fixing
Pack: 6



310-01400
With screw terminals and claw fixing
Pack: 6

Finishing set

100-31000 Pack: 10	101-31000 Pack: 10	102-31000 Pack: 10	103-31000 Pack: 10	104-31000 Pack: 10	121-31000 Pack: 10	122-31000 Pack: 10	123-31000 Pack: 10	124-31000 Pack: 10
154-31000 Pack: 10	157-31000 Pack: 10	161-31000 Pack: 10						

Accessories



09-014-04
Replacement fuse F2AH for dimmer 310-014xx
Pack: 10



310-00001
Fuse holder for rotary switch dimmers
Pack: 10



Rotary dimmer 500VA

Dimmer suitable for incandescent lamps, halogen lamps 230V, low-voltage halogen with ferromagnetic transformers or toroidal core transformer.

- Used for single pole, two-way or intermediate switching
- 230V AC \pm 10%, 40-60Hz
- built-in two-way switch
- incandescent lamps: 500W
- 230V AC halogen: 500W
- ferromagnetic transformer: 500VA
- toroidal core transformer: 200VA
- min. load: 50VA
- overload protection with automatic reset function
- short-circuit protection via fuse
- built-in spare fuse
- connection terminal: 1 x 2.5mm² or 2 x 1.5mm²
- ambient temperature: 20°C



Base



310-01601
With screw terminals and screw fixing
Pack: 6



310-01600
With screw terminals and claw fixing
Pack: 6

Finishing set

100-31000
Pack: 10



101-31000
Pack: 10



102-31000
Pack: 10



103-31000
Pack: 10



104-31000
Pack: 10



121-31000
Pack: 10



122-31000
Pack: 10



123-31000
Pack: 10



124-31000
Pack: 10



154-31000
Pack: 10



157-31000
Pack: 10



161-31000
Pack: 10



Accessories



09-016-05
Replacement fuse T3,15AH for 310-016xx
Pack: 10



310-00001
Fuse holder for rotary switch dimmers
Pack: 10

Rotary dimmer 320VA

Dimmer suitable for incandescent lamps, halogen lamps 230V and low-voltage halogen with electronic transformers.

- Used for single pole, two-way or intermediate switching
- 230V AC $\pm 10\%$, 50Hz ± 1 Hz
- built-in two-way switch
- incandescent lamps: 250W
- 230V AC halogen: 250W
- electronic transformer: 320VA
- min. load: 20W/35VA
- hum-free
- overload protection with automatic reset function
- electronic short-circuit protection
- PLC filter
- connection terminal: 1 x 2.5mm² or 2 x 1.5mm²
- ambient temperature: 20°C

Base



310-01701
With screw terminals and screw fixing
Pack: 6



310-01700
With screw terminals and claw fixing
Pack: 6

Finishing set

100-31000
Pack: 10



101-31000
Pack: 10



102-31000
Pack: 10



103-31000
Pack: 10



104-31000
Pack: 10



121-31000
Pack: 10



122-31000
Pack: 10



123-31000
Pack: 10



124-31000
Pack: 10



154-31000
Pack: 10



157-31000
Pack: 10



161-31000
Pack: 10



Rotary dimmer for systems with I-IOV current control

Dimmer suitable for switching and controlling dimmable, electronic control gear (ECG) for fluorescent, compact fluorescent lighting or dimmable LED lighting.

- Used for single-pole switching
- 230V AC $\pm 10\%$, 50Hz ± 1 Hz
- single-pole, max. 2A
- max. control: 45mA
- min. control: 0.1mA
- can be connected to all control gear, dimmable in compliance with the EN 60929 directive
- control range depends on control gear connected and the manufacturer
- connection terminal: 1 x 2.5mm² or 2 x 1.5mm²
- ambient temperature: 20°C

Base



310-01101
With screw terminals and screw fixing
Pack: 6



310-01100
With screw terminals and claw fixing
Pack: 6

Finishing set

100-31000
Pack: 10



101-31000
Pack: 10



102-31000
Pack: 10



103-31000
Pack: 10



104-31000
Pack: 10



121-31000
Pack: 10



122-31000
Pack: 10



123-31000
Pack: 10



124-31000
Pack: 10



154-31000
Pack: 10



157-31000
Pack: 10



161-31000
Pack: 10



Push button dimmer 550VA

Dimmer suitable for incandescent lamps, halogen lamps 230V, low-voltage halogen lamps with ferromagnetic transformers or toroidal core transformer.

- Used for single pole, two-way or intermediate switching
- use with or without light value memory
- up to 30 control points with N.O. push buttons
- 230V AC $\pm 10\%$, 40-60Hz
- incandescent lamps: 550W
- 230V halogen: 550W
- ferromagnetic transformer: 550VA
- toroidal core transformer: 550VA
- min. load: 40W/35VA
- overload protection with automatic reset function
- short-circuit protection via fuse
- built-in spare fuse
- PLC filter
- connection terminal: 1 x 2.5mm² or 2 x 1.5mm²
- ambient temperature: 20°C

Base



310-02601
With screw terminals and screw fixing
Pack: 6



310-02600
With screw terminals and claw fixing
Pack: 6

Finishing set

100-31001

Pack: 10



101-31001

Pack: 10



102-31001

Pack: 10



103-31001

Pack: 10



104-31001

Pack: 10



121-31001

Pack: 10



122-31001

Pack: 10



123-31001

Pack: 10



124-31001

Pack: 10



154-31001

Pack: 10



157-31001

Pack: 10



161-31001

Pack: 10



Accessories



04-226-20
Replacement fuse F3,15AH for dimmer 310-018xx, 310-026xx and 05-704
Pack: 10



04-613-32
Fuse holder for push button dimmer 310-026xx
Pack: 1

Universal push button dimmer 450VA

Dimmer suitable for incandescent lamps, halogen lamps 230V and all types of low-voltage halogen lamps.

- Used for single pole, two-way or intermediate switching
- use with or without light value memory
- up to 30 control points with N.O. push buttons
- 230V AC $\pm 10\%$, 50Hz ± 1 Hz
- incandescent lamps: 450W
- 230V AC halogen: 450W
- ferromagnetic transformer: 450VA
- toroidal core transformer: 450VA
- electronic transformer: 450VA
- min. load: 40W/40VA
- hum-free
- overload protection with automatic reset function
- electronic short-circuit protection
- PLC filter
- connection terminal: 1 x 2.5mm² or 2 x 1.5mm²
- ambient temperature: 20°C

Base



310-02701
With screw terminals and screw fixing
Pack: 6



310-02700
With screw terminals and claw fixing
Pack: 6

Finishing set

100-31001

Pack: 10



101-31001

Pack: 10



102-31001

Pack: 10



103-31001

Pack: 10



104-31001

Pack: 10



121-31001

Pack: 10



122-31001

Pack: 10



123-31001

Pack: 10



124-31001

Pack: 10



154-31001

Pack: 10



157-31001

Pack: 10



161-31001


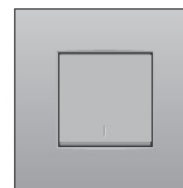
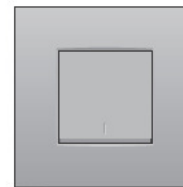
Pack: 10



Push button dimmer 2-100W

Dimmer suitable for dimmable Philips[®] LED fixtures, incandescent lamps, dimmable economy lamps, 230V halogen lamps and electronic transformers.

- use in single-pole, two-way or intermediate switches
- use with or without light value memory
- up to maximum 30 control points with NO push buttons
- dimmable Philips[®] LED fixtures
- incandescent lamps
- dimmable economy lamps
- 230V halogen lamps
- electronic transformer
- minimum load: 2W
- maximum load: 100W
- overload protection with automatic reset function
- electronic short circuit protection
- connection terminal: 1 x 2.5mm² or 2 x 1.5mm²
- ambient temperature: 35°C



Base



310-02801

Pack: 6



310-02800

Pack: 6

Finishing set

I00-31002

Pack: 10



I01-31002

Pack: 10



I02-31002

Pack: 10



I03-31002

Pack: 10



I04-31002

Pack: 10



I21-31002

Pack: 10



I22-31002

Pack: 10



I23-31002

Pack: 10



I24-31002

Pack: 10



I54-31002

Pack: 10



I57-31002

Pack: 10



I61-31002

Pack: 10



Speed regulator for motors (ventilation)

- 230V ~ ± 10%, 40-60Hz
- two-way
- max. load: 200VA
- min. load: 20W
- min. speed adjustable
- thermal overload protection without rebooth function
- short circuit protection via fuse
- built-in spare fuse
- only to be used with preload 09-016-10
- connection terminal 1x2,5mm² or 2x1,5mm²
- ambient temperature: 20°C



Base



310-01801
With screw terminals and screw fixing
Pack: 6



310-01800
With screw terminals and claw fixing
Pack: 6

Finishing set

100-31000

Pack: 10



101-31000

Pack: 10



102-31000

Pack: 10



103-31000

Pack: 10



104-31000

Pack: 10



121-31000

Pack: 10



122-31000

Pack: 10



123-31000

Pack: 10



124-31000

Pack: 10



154-31000

Pack: 10



157-31000

Pack: 10



161-31000

Pack: 10



Accessories



04-226-20
Replacement fuse F3,15AH for dimmer 310-018xx, 310-026xx and 05-704
Pack: 10



310-00001
Fuse holder for rotary switch dimmers
Pack: 10



09-016-10
Electronic pre-charge
Pack: 6



Motion detector I10°, 6m, 2-wire (TRIAC)

- power supply: 230V~ +10%, 50Hz
- switch-off delay: adjustable between 20s and 20min
- light sensitivity: dark to daylight
- parallel switching not possible
- in combination with dimmer: 'soft start' and 'switch-off warning' possible
- complete set, always supplied with flush surround plate, not to be used for multiple combinations
- mounting height: between 0,8 and 12m
- detection angle: horizontal 110°, vertical 60°
- detection range: frontal up to 6m, sideways up to 4,5m
- lens: positioned sideways at an angle of 20°
- only suitable for indoor mounting
- for switching incandescent lamps, halogen 230V
- max. load: 300W
- min. load: 40W

Complete unit for claw fixing

I00-00600

Pack: 6



I01-00600

Pack: 6



Complete unit for screw fixing

I00-00601

Pack: 6



I01-00601

Pack: 6



Motion detector I10°, 6m, 3-wire (relay)

- for switching incandescent lamps, halogen 230V~, transformers (halogen very low voltage)
- max. load: 1000W (cos phi=1); 800VA (cos phi=0,5)
- only for indoor mounting
- mounting height: between 0,8 and 1,2m
- detection angle: horizontal 110°, vertical 60°
- detection area: frontal up to 6m, sideways 4,5m
- lens: positioned sideways at an angle of 20°
- power supply: 230V~ +10%, 50Hz
- switch off delay: adjustable from 20s to 20min
- light sensitivity: dark till daylight
- parallel switching possible
- cannot be mounted under a multiple flush surround frame

Complete unit for claw fixing

I00-00700

Pack: 6



I01-00700

Pack: 6



Complete unit for screw fixing

I00-00701

Pack: 6



I01-00701

Pack: 6



Motion detector I180°, 8m

- detection range: 8m (horizontal)
- switch-off delay: adjustable between ±5s and ±30min
- light sensitivity: light sensor adjustable between 2 and 1.000lux
- recommended mounting height: 0.8m to 1.2m
- detection angle: horizontal 180°/vertical 60°
- only suitable for indoor mounting
- recommended mounting height: 0,8m to 1,2m
- detection angle: horizontal 180°/vertical 60°
- only suitable for indoor mounting

Sensor

I00-78400

Pack: 6



I01-78400

Pack: 6



I02-78400

Pack: 6



I03-78400

Pack: 6



I04-78400

Pack: 6



I01-78400

Pack: 6



I22-78400

Pack: 6



I23-78400

Pack: 6



I24-78400

Pack: 6



I54-78400

Pack: 6



I57-78400

Pack: 6



I61-78400

Pack: 6



Base with switching contact 10A, 230V**420-00101**With screw terminals and screw fixing
Pack: 6**420-00100**With screw terminals and claw fixing
Pack: 6**Base with potentialfree contact 4A, 230V with connection possibility for an external push button****420-00201**With screw terminals and screw fixing
Pack: 6**420-00200**With screw terminals and claw fixing
Pack: 6**Base 2-wire 40-400W, 230V with connection possibility for an external push button****420-00401**With screw terminals and screw fixing
Pack: 6**420-00400**With screw terminals and claw fixing
Pack: 6




Electronic thermostat

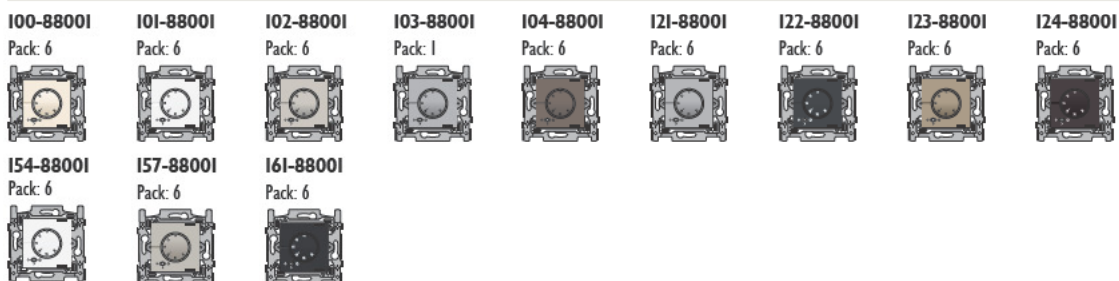
2-point control for central heating, electric heating or air conditioning.

- power supply voltage: 230V AC, 50Hz
- 2 operating modes (heating or air conditioning)
- 3-position switch:
 - on/day setting
 - eco/night setting
 - off/standby
- adjustment range: 5 to 30°C (adjustable)
- precision: $\pm 1^\circ\text{C}$
- hysteresis: 1°C
- recommended flush-mounting height: 1.50m
- two-way contact: 8A (potential-free)

Complete unit for claw fixing



Complete unit for screw fixing

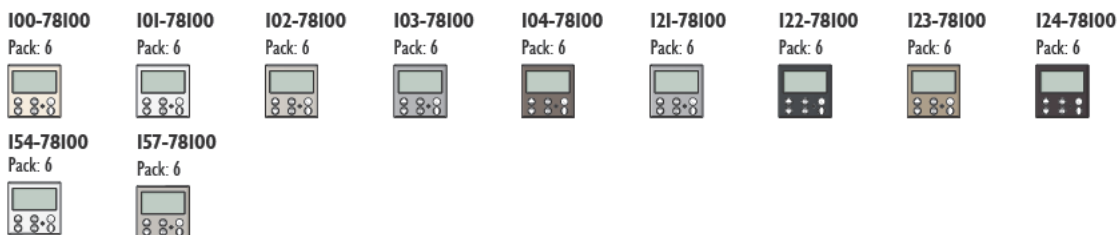


Digital clock thermostat with intelligent control

For the control of central or electric heating.

- day/week programming
- programming precision: $\pm 0.5^\circ\text{C}$
- 30min operation reserve for readjusting the clock
- permanent memory
- max. 24 adjustable switching commands
- 3 temperature levels: night, day, anti-freeze
- permanent time or temperature display is programmable

Sensor



Base with switching contact 10A, 230V



Base with potential-free contact 4A, 230V with connection possibility for an external push button



Base



170-68900
For screw fixing, centre distance 71mm
Pack: 10



170-68800
For claw fixing, centre distance 71mm
Pack: 10



170-68700
For screw fixing
Pack: 10



170-68600
For claw fixing
Pack: 10

Finishing set

100-76901
Pack: 10



101-76901
Pack: 10



102-76901
Pack: 10



103-76901
Pack: 10



104-76901
Pack: 10



121-76901
Pack: 10



122-76901
Pack: 10



123-76901
Pack: 10



124-76901
Pack: 10



154-76901
Pack: 10



157-76901
Pack: 10



161-76901
Pack: 10



Complete unit for claw fixing

100-76900
Pack: 10




101-76900
Pack: 10



Blind plate with strain relief

The central plate is provided with an opening (6,6mm) and can be extended to 14,4mm by breaking out the additional break-out surfaces.



Base



170-00900
For screw fixing, centre distance 71mm
Pack: 10



170-00800
For claw fixing, centre distance 71mm
Pack: 10



170-00700
For screw fixing
Pack: 10



170-00600
For claw fixing
Pack: 10

Finishing set with cable outlet

100-76001
Pack: 10



101-76001
Pack: 10



102-76001
Pack: 10



103-76001
Pack: 10



104-76001
Pack: 10



121-76001
Pack: 10



122-76001
Pack: 10



123-76001
Pack: 10



124-76001
Pack: 10



154-76001
Pack: 10



157-76001
Pack: 10



161-76001
Pack: 10



Complete unit for claw fixing, with cable inlet

100-76000
Pack: 10



101-76000
Pack: 10





Audio with CINCH connection

Base



170-68900
For screw fixing, centre distance 71mm
Pack: 10



170-68800
For claw fixing, centre distance 71mm
Pack: 10



170-68700
For screw fixing
Pack: 10



170-68600
For claw fixing
Pack: 10

Finishing set 2 x CINCH

100-69716
Pack: 10



101-69716
Pack: 10



102-69716
Pack: 10



103-69716
Pack: 10



104-69716
Pack: 10



121-69716
Pack: 10



122-69716
Pack: 10



123-69716
Pack: 10



124-69716
Pack: 10



154-69716
Pack: 10



157-69716
Pack: 10



161-69716
Pack: 10



Finishing set 3 x CINCH

100-69717
Pack: 10



101-69717
Pack: 10



102-69717
Pack: 10



103-69717
Pack: 10



104-69717
Pack: 10



121-69717
Pack: 10



122-69717
Pack: 10



123-69717
Pack: 10



124-69717
Pack: 10



154-69717
Pack: 10



157-69717
Pack: 10



161-69717
Pack: 10



Audio with XLR or JACK connection (Neutrik)

fixing screws supplied with finishing set



Base



170-68900
For screw fixing, centre distance 71mm
Pack: 10



170-68800
For claw fixing, centre distance 71mm
Pack: 10



170-68700
For screw fixing
Pack: 10



170-68600
For claw fixing
Pack: 10

Finishing set

100-69856
Pack: 10



101-69856
Pack: 10



102-69856
Pack: 10



103-69856
Pack: 10



104-69856
Pack: 10



121-69856
Pack: 10



122-69856
Pack: 10



123-69856
Pack: 10



124-69856
Pack: 10



154-69856
Pack: 10



157-69856
Pack: 10




161-69856
Pack: 10



Accessories



170-39852
XLR connector: female
Pack: 10



170-39853
XLR connector: male
Pack: 10



170-39854
Phone Jack connector
Pack: 10

Simple loudspeaker connection

connection range up to 4mm²



Base



170-79801
With screw terminals and screw fixing, centre distance 71mm
Pack: 10



170-79800
With screw terminals and claw fixing, centre distance 71mm
Pack: 10



170-09801
With screw terminals and screw fixing
Pack: 10



170-09800
With screw terminals and claw fixing
Pack: 10

Finishing set

100-69801

Pack: 10



101-69801

Pack: 10



102-69801

Pack: 10



103-69801

Pack: 10



104-69801

Pack: 10



121-69801

Pack: 10



122-69801

Pack: 10



123-69801

Pack: 10



124-69801

Pack: 10



154-69801

Pack: 10



157-69801

Pack: 10



161-69801

Pack: 10



Complete unit for claw fixing

100-69800

Pack: 10



101-69800

Pack: 10



Double loudspeaker connection

connection range up to 4mm²



Base



170-79701
With screw terminals and screw fixing, centre distance 71mm
Pack: 10



170-79700
With screw terminals and claw fixing, centre distance 71mm
Pack: 10



170-09701
With screw terminals and screw fixing
Pack: 10



170-09700
With screw terminals and claw fixing
Pack: 10

Finishing set

100-69701

Pack: 10



101-69701

Pack: 10



102-69701

Pack: 10



103-69701

Pack: 10



104-69701

Pack: 10



121-69701

Pack: 10



122-69701

Pack: 10



123-69701

Pack: 10



124-69701

Pack: 10



154-69701

Pack: 10



157-69701

Pack: 10



161-69701

Pack: 10



Complete unit for claw fixing

100-69700

Pack: 10



101-69700

Pack: 10



Complete unit



170-38001
With plug-in terminals and screw fixing
Pack: 6



170-38000
With plug-in terminals and claw fixing
Pack: 6

Orientation lighting with warm white LEDs, 360lux, 2800K

- works directly at 230V~ (no transformer needed)
- suitable only for flush mounting box with 50mm mounting depth
- no plaster kit needed
- terminals: min. 2x1.5mm² max. 2x2.5mm²
- P= 0.25W
- light intensity at diffuser: 360LUX
- IP41, IK06
- no heat, IR or UV radiation
- average lifetime of LEDs: 60,000 hrs

Complete unit



170-38501
With plug-in terminals and screw fixing
Pack: 6



170-38500
With plug-in terminals and claw fixing
Pack: 6

Orientation lighting with emergency battery and white LEDs, 830lux, 6500K

Orientation lighting with white LEDs, incl. emergency battery, designed for indoor use. In case of a power breakdown, the integrated emergency battery takes over the power supply for min. 15min.

- works directly on 230V AC (no transformer needed)
- suitable only for flush-mounting box with a min. 50mm mounting depth
- no plaster kit needed
- terminals: min. 2 x 1.5mm² - max. 2 x 2.5mm²
- power consumption: 0.6W
- light intensity at diffuser: 830lux
- IP41, IK06
- no heat, IR or UV radiation
- average lifetime of LEDs: 60,000h
- battery: environmentally friendly NiMH battery
- battery recharge cycle: ± 24h

Complete unit



170-38011
With plug-in terminals and screw fixing
Pack: 6



170-38010
With plug-in terminals and claw fixing
Pack: 6

Accessories



170-38020
Emergency battery
Pack: 1

Orientation lighting with warm white LEDs, 2100lux, 6500K

- works directly at 230V~ (no transformer needed)
- suitable only for flush mounting box with 50mm mounting depth
- no plaster kit needed
- terminals: min. 2x1.5mm² max. 2x2.5mm²
- P= 0.6W
- light intensity at diffuser: 2100LUX
- IP41, IK06
- no heat, IR or UV radiation
- average lifetime of LEDs: 60,000 hrs

Complete unit



170-38201
With plug-in terminals and screw fixing
Pack: 6



170-38200
With plug-in terminals and claw fixing
Pack: 6

Complete unit



170-38101
With plug-in terminals and screw fixing
Pack: 6



170-38100
With plug-in terminals and claw fixing
Pack: 6

Orientation lighting with red LEDs, 460lux

- works directly at 230V~ (no transformer needed)
- suitable only for flush mounting box with 50mm mounting depth
- no plaster kit needed
- terminals: min. 2x1.5mm² max. 2x2.5mm²
- P= 0.6W
- light intensity at diffuser: 460LUX
- IP41, IK06
- no heat, IR or UV radiation
- average lifetime of LEDs: 60,000 hrs

Complete unit



170-38301
With plug-in terminals and screw fixing
Pack: 6



170-38300
With plug-in terminals and claw fixing
Pack: 6

Orientation lighting with green LEDs, 900lux

- works directly at 230V~ (no transformer needed)
- suitable only for flush mounting box with 50mm mounting depth
- no plaster kit needed
- terminals: min. 2x1.5mm² max. 2x2.5mm²
- P = 0.6W
- light intensity at diffuser: 900LUX
- IP41, IK06
- no heat, IR or UV radiation
- average lifetime of LEDs: 60,000 hrs



Complete unit



170-38401
With plug-in terminals and screw fixing
Pack: 6



170-38400
With plug-in terminals and claw fixing
Pack: 6








Afdelplaten afzonderlijk bestellen, zie hoofdstuk 00. Afbeeldingen afgewerkte producten louter ter illustratie!



Lighting units

If the LED lighting unit with automatic connection is connected to a single-pole switch, a 2-way or changeover switch, an N.O. push button or an N.O. or N.G. push button, then it has a signalling function. If the LED lighting unit with automatic connection is connected to a 2-pole switch, it has a control function (also applies to 170-37123 and 170-37323).



Lighting units

- | | |
|---|---|
|  170-37223
LED lighting unit blue, with wires (230V~)
Pack: 10 |  170-37423
LED lighting unit amber colored, with wires (230V~)
Pack: 10 |
|  170-37623
LED lighting unit red, with wires (230V~)
Pack: 10 |  170-37823
LED lighting unit green, with wires (230V~)
Pack: 10 |
|  170-37212
LED lighting unit blue, with wires (12V AC/DC)
Pack: 10 |  170-37224
LED lighting unit blue, with wires (24V AC/DC)
Pack: 10 |
|  170-37424
LED lighting unit amber colored, with wires (24V AC/DC)
Pack: 10 | |

Lighting units especially for switches with screw terminals

- | | |
|---|--|
|  170-37123
LED lighting unit with automatic connection, blue (230V~)
Pack: 10 |  170-37323
LED lighting unit with automatic connection, amber colored (230V~)
Pack: 10 |
|---|--|

Lighting units especially for switches with plug-in terminals

- | | |
|--|---|
|  170-77123
LED lighting unit with automatic connection, blue (230V~)
Pack: 10 |  170-77323
LED lighting unit with automatic connection, amber colored (230V~)
Pack: 10 |
|--|---|

Pilot lamps for push buttons 6A / indicator units



Accessories

- | | |
|---|--|
|  170-37001
E10 lamp with amber colored LED (230V~)
Pack: 10 |  170-37002
E10 lamp with blue LED (230V~)
Pack: 10 |
|  170-37003
E10 lamp with red LED (230V~)
Pack: 10 | |

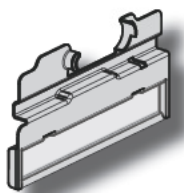
Long claws



Accessories

- | | |
|--|--|
|  02-710-03
Long claw for socket outlets
Pack: 20 |  170-71003
Long claw for switches
Pack: 20 |
|--|--|

Label holder



For labelling of e.g. switch material. Compatible with all functions and with the three series of cover plates (Original, Intense and Pure). The label holder can be positioned left, right, at the bottom or at the top. It can be removed and repositioned at another location. The label holder remains in position when removing the cover plate e.g. for painting or cleaning.

- max. label size: 6mm x 42mm
- max. text size: Arial 16pt

Accessories		
Label holder	170-00096	Pack: 50



Protective cap for painting work

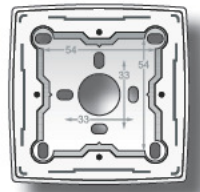
Protective cap for painting work

- is always placed over a mechanism equipped with a central plate.
- is suitable for the Original, Pure and Intense ranges.

Protective cap for painting work		
Cover cap for paintworks	170-00099	Pack: 100

Surface mounting boxes

In these boxes with supplied screws, all flush mounting devices from the Original range can be mounted (except for the time switch). This box is mounted directly on the wall.



Simple surface mounting box

100-77100 Pack: 10	101-77100 Pack: 10	102-77100 Pack: 10

Double surface mounting box

100-77500 Pack: 5	101-77500 Pack: 5	102-77500 Pack: 5

Conduit fitting for MI6

11-865 cream Pack: 50	31-865 white Pack: 50
------------------------------------	------------------------------------

Conduit fitting for M20

11-866 cream Pack: 50	31-866 white Pack: 50
------------------------------------	------------------------------------

Electronic precharge

The first electronic preload on the market. Revolutionary concept that replaces the classic, ohmic load. Safe in all flush mounting circumstances thanks to a heating of merely 35°C higher than the ambient temperature. Up to 56% cooler than the normal solutions based on resistances (54% energy-saving in comparison to the classic, ohmic loads). Easily flush mountable due to an extremely compact cover made of heat-resistant, thermoplastic material. Connect in parallel to the primary circuit of the load. Measurements carried out with an ambient temperature of max. 40°C.



Accessories		
Electronic pre-charge	09-016-10	Pack: 6

Afdekplaten afzonderlijk bestellen, zie hoofdstuk 00. Afbeeldingen afgewerkte producten louter ter illustratie!

PROTECTION VALUE**Protection value**

The shock resistance is represented by means of an IK code and the protection degree by means of an IP code, as described in the standard EN 50102 and IEC 60529.

IP code according to IEC 60529: IP X₁X₂ - X₃

X ₁ =	protection against contact of energised parts and against intrusion of foreign bodies	
X ₁ = 0		no protection
X ₁ = 1		protected against bodies $\varnothing \geq 50\text{mm}$ (e.g. fist)
X ₁ = 2		protected against bodies $\varnothing \geq 12,5\text{mm}$ (e.g. finger)
X ₁ = 3		protected against bodies $\varnothing \geq 2,5\text{mm}$ (e.g. tool)
X ₁ = 4		protected against bodies $\varnothing \geq 1\text{mm}$ (e.g. tool)
X ₁ = 5		protected against dust (dust deposits do not affect the function of the unit)
X ₁ = 6		full protection

X ₂ =	protection against soaking in of liquids	
X ₂ = 0		no protection
X ₂ = 1		protected against water dripping vertically (e.g. condensation)
X ₂ = 2		protected against water dripping at an angle up to 15° from the vertical axis (e.g. light rain)
X ₂ = 3		protected against water dripping at an angle up to 60° from the vertical axis (e.g. spraying)
X ₂ = 4		protected against water dripping at an angle up to 60° from the vertical axis (e.g. spraying)
X ₂ = 5		protected against water jets in all directions (e.g. spraying via nozzle)
X ₂ = 6		protected against strong water jets (extreme weather conditions, e.g. ship)
X ₂ = 7		protected against temporary immersion
X ₂ = 8		protected against permanent immersion (pressure)

X₃ = Additional letter after IP X₁X₂ - ... (for use with X₁)

A	0		Protection against contact with the back of a hand
B	0,1		Protection against contact with a finger.
C	1,2		Protection against contact with a tool $\varnothing 2,5\text{mm}$
D	1,2,3		Protection against contact with a wire $\varnothing 1\text{mm}$

IK values as per NBN EN50102: impact resistance

	Hammer (mass in kg)	Fall height (mm)	Impact energy (J)
00	•	•	•
01	M = 0,2kg	h = 75mm	0,15
02	M = 0,2kg	h = 100mm	0,2
03	M = 0,2kg	h = 150mm	0,35
04	M = 0,2kg	h = 250mm	0,5
05	M = 0,2kg	h = 350mm	0,7
06	M = 0,5kg	h = 200mm	1
07	M = 0,5kg	h = 400mm	2
08	M = 1,7kg	h = 295mm	5
09	M = 5kg	h = 200mm	10
10	M = 5kg	h = 400mm	20

• = no protection

HEMICAL RESISTANCE OF POLYCARBONATE / PC/ASA

Resistance when immersed at room temperature: S = sufficient; L = limited; I = insufficient

1. Hydrocarbons

premium petrol.....I
diesel.....L
benzine.....L

2. Alcohols

ethyl alcohol 96%.....L
isopropanol.....L
phenol.....I
glycol.....L
glycerine.....L
methanol (methyl alcohol).....I

3. Ketone

acetone.....I

4. Acids

hydrochloric acid 20%.....S
hydrochloric acid up to 35%.....L
nitric acid 10%.....S
phosphoric acid 30%.....S
sulphuric acid 30%.....S
citric acid 10%.....S
acetic acid 10%.....S
concentrated acetic acid.....I

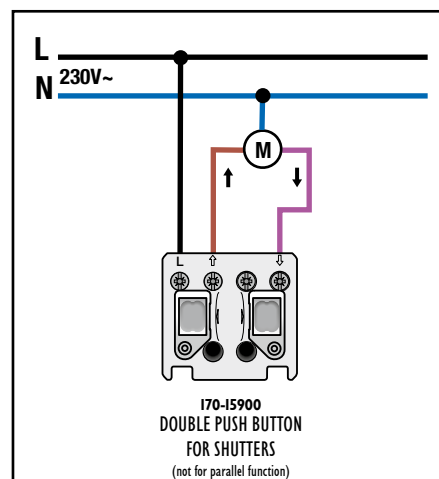
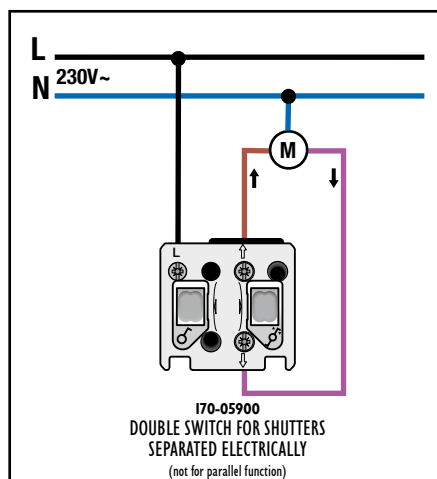
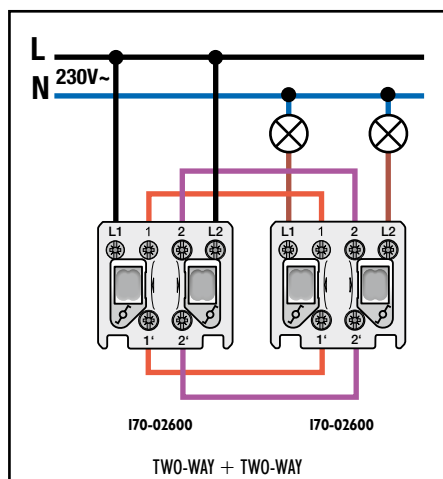
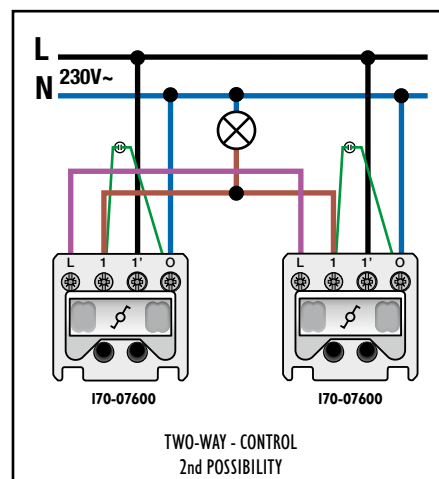
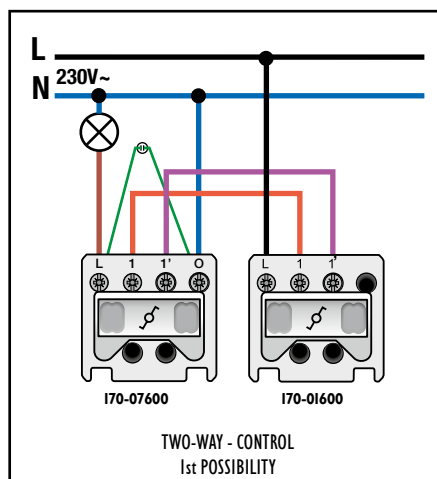
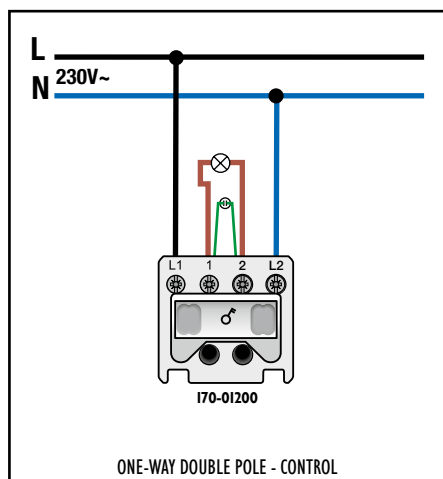
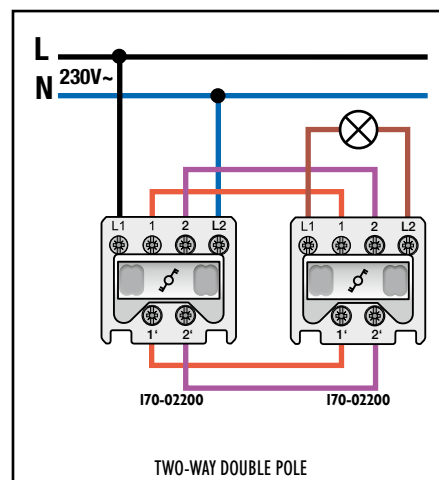
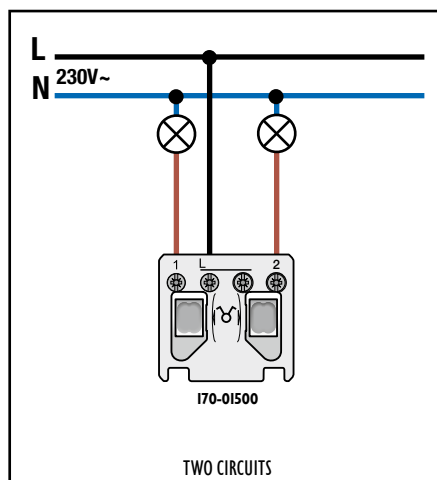
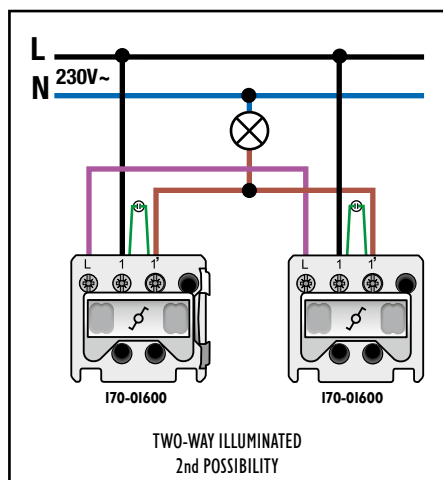
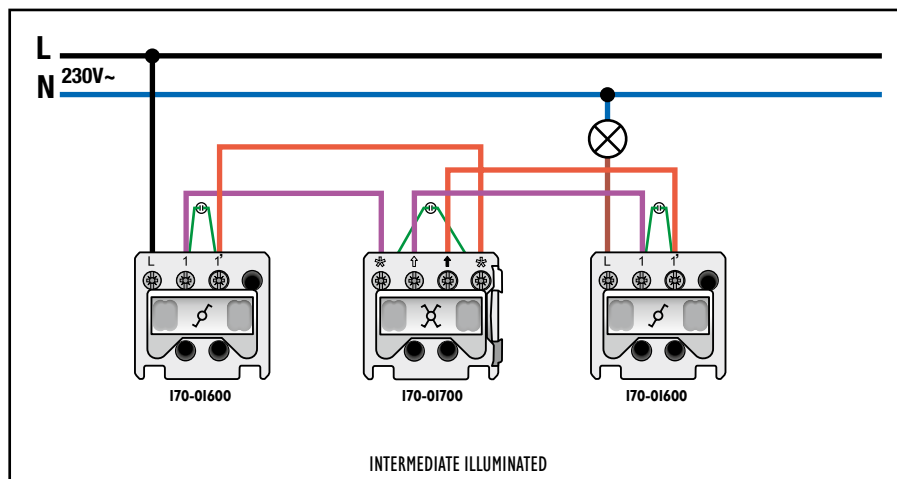
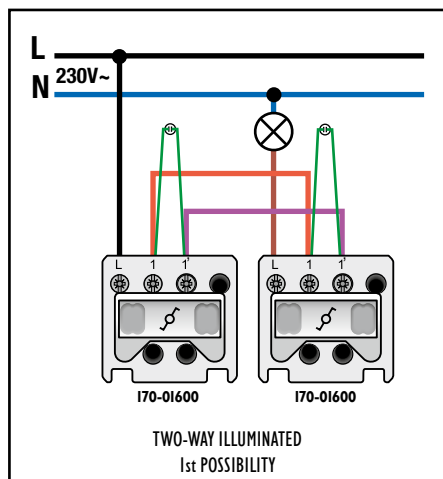
5. Bases

concentrated sodium hydroxide...I
concentrated caustic potash...I
ammonia diluted.....I
6. Oils and fats.....S
7. Silicone oil.....S
8. Mineral oils.....S
9. Salt solutions
sodium hypochlorite.....S
cold seawater.....S

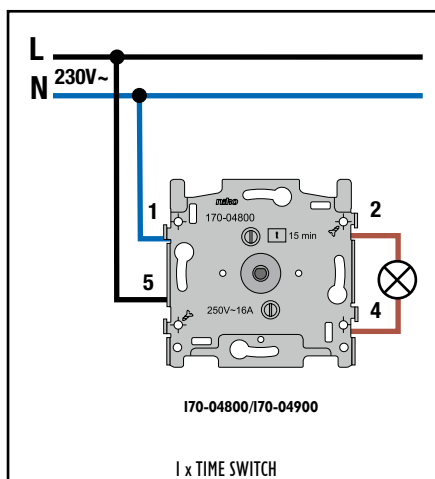
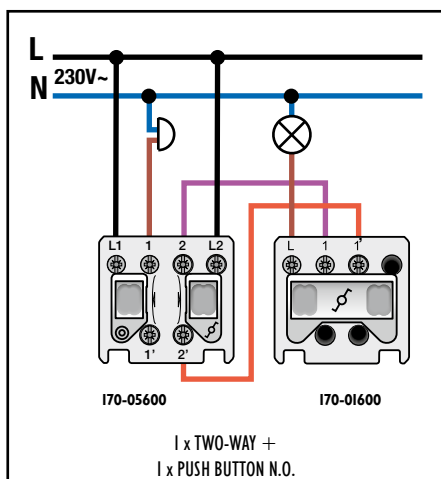
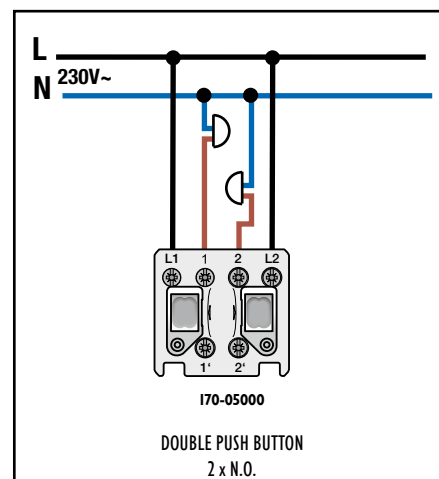
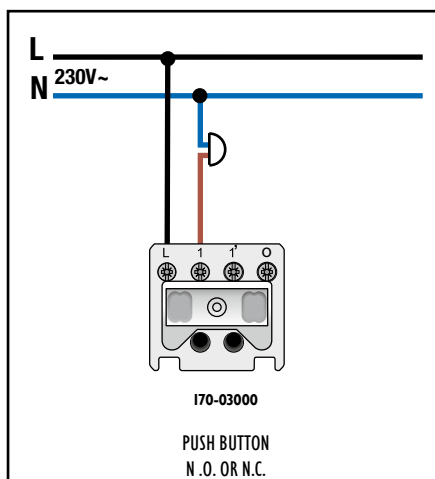
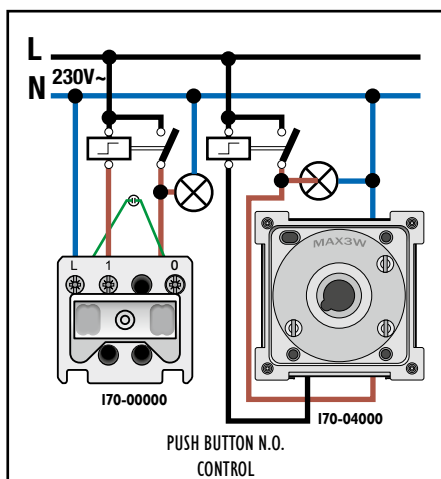
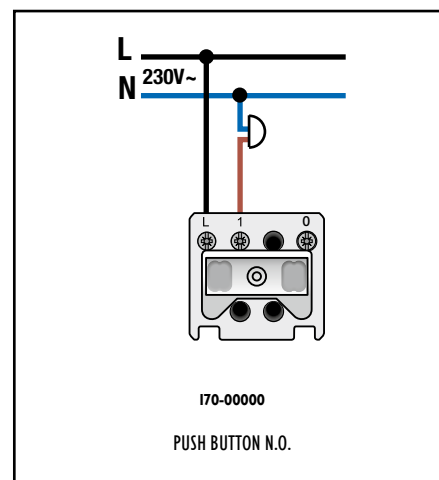
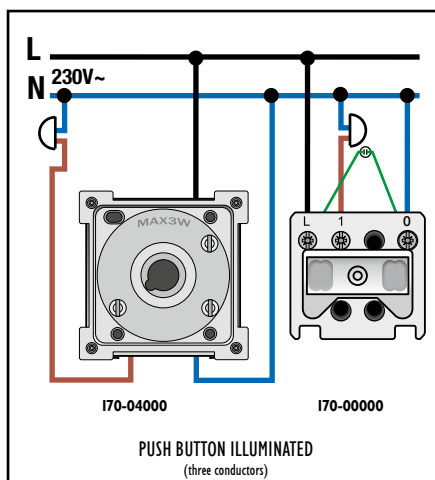
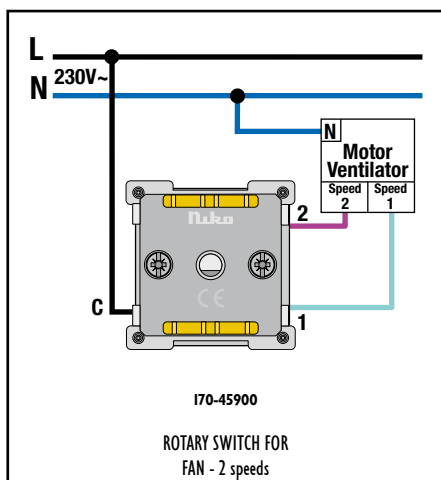
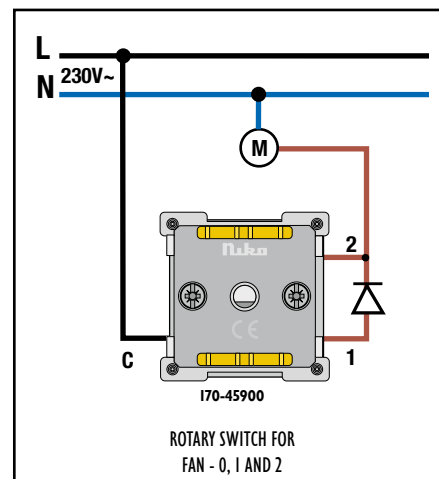
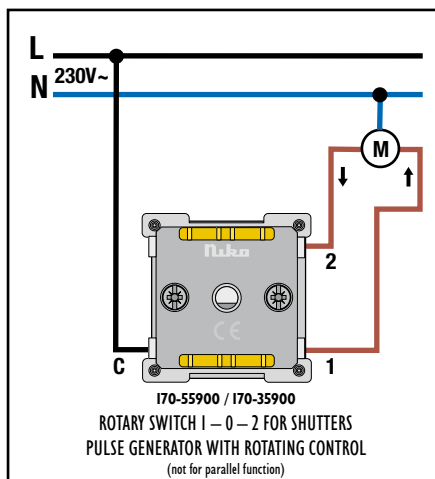
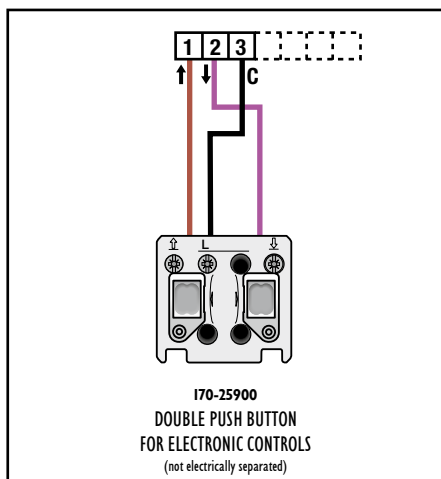
10. Other

detergent.....L
dishwasher detergent.....I
domestic bleach, sodium
hypochloride water solution.....L
trichloroethylene.....I
hydrogen peroxide 30%.....S
hot water.....L
watery soapy solution.....S

WIRING DIAGRAMS FLUSH MOUNTING MATERIAL

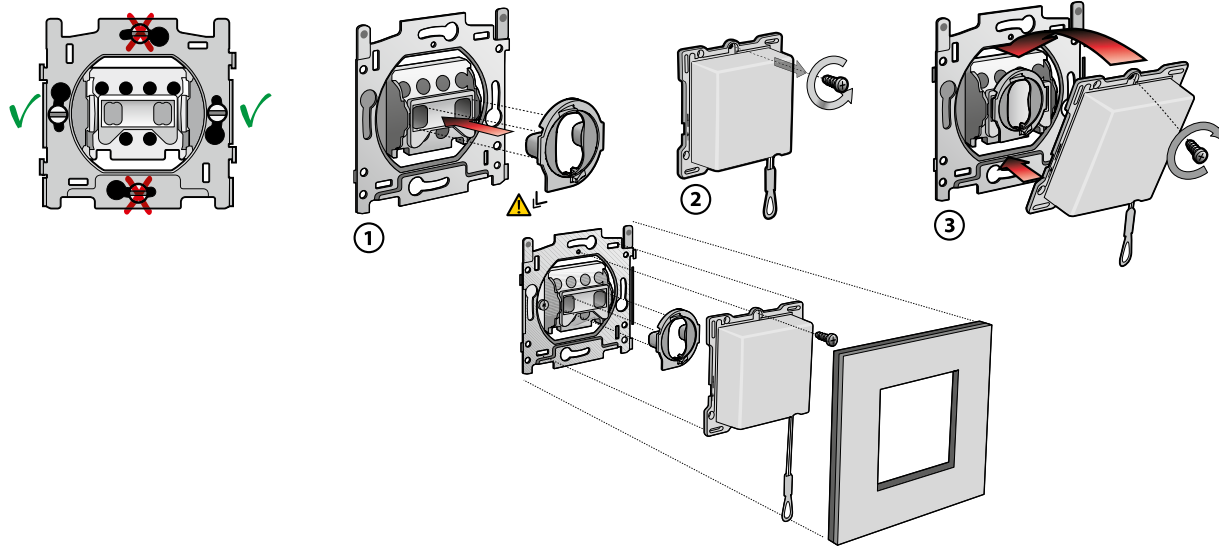


WIRING DIAGRAMS FLUSH MOUNTING MATERIAL

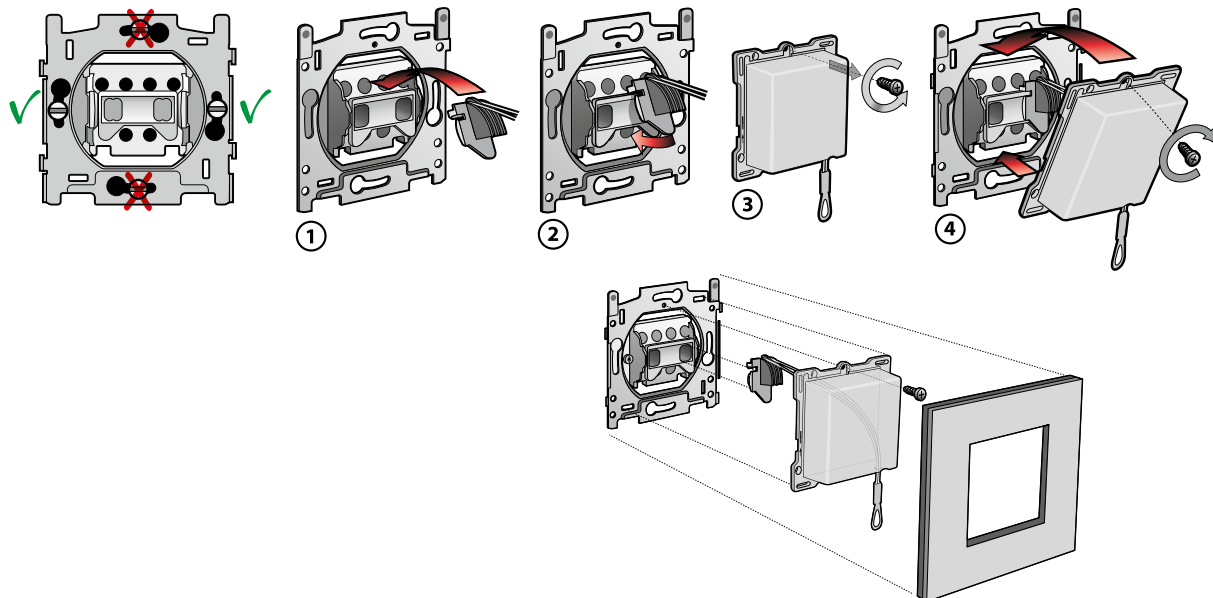


MOUNTING PULL-CORD MODULE

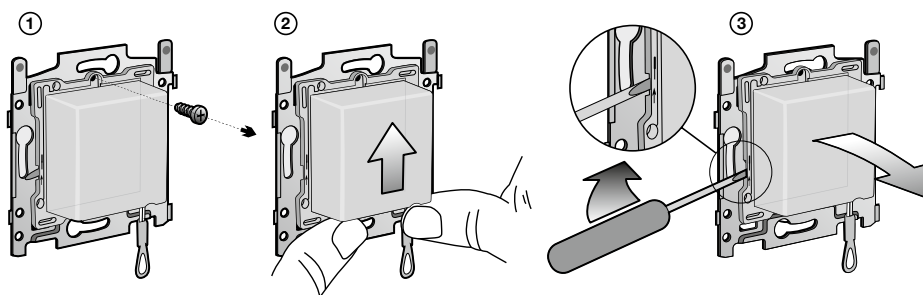
Switch function **IXX-63606**



Push button function **IXX-63906**



DEMOUNTING PULL-CORD MODULE



MODULE (24V) WITH 4 OR 6 POTENTIAL-FREE PUSH BUTTONS

- The module (24V) with 4 or 6 potential-free push buttons serves to control remote switches and home automation systems.

For controlling a Nikobus home automation system, the interface for push buttons (05-056) can be used!

For other wiring diagrams concerning the Nikobus system, see technical part of the catalogue or our website.

Technical specifications:

If you work with a remote switch, connect the push button module to 24V~ via a short circuit proof safety transformer.

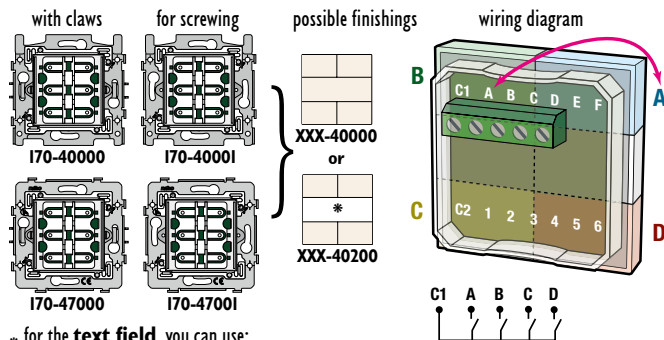
If the feedback LEDs of your home automation system do not operate at 24V, you have to provide an adaptation to 24V DC yourself.

use of 24V for module	max. switching capacity push button	power supply LED (24V, ±10%) push button	signalling cable	for LEDs
remote switch (AC current) 24V~ via short circuit proof safety transformer	max. 25VA	4 LED = 9mA 6 LED = 13mA	8/10/12/14/16/20 min. 0,5mm - max. 0,8mm (bv. SPV/SVV)	
other systems (DC current) 0 - 24V DC	1A	4 LED = 5mA 6 LED = 7,5mA		terminal C2 = + terminals I23456 = -

- Controlling dimmers: only connect dimmers that are galvanically isolated: 05-715 / 65-410 / 65-412 / 65-416.

Every module is available in 4 different versions: 2 different types of bridges, both available with and without claws. The availability of these versions depends on the accepted installation method in your country.

4-fold potential-free push button without LED



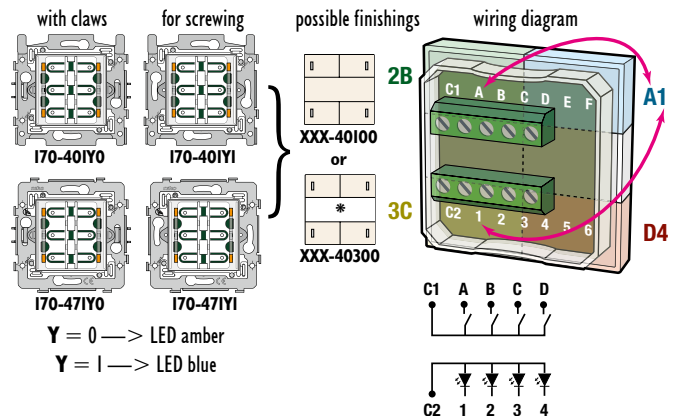
* for the text field, you can use:

- the supplied label

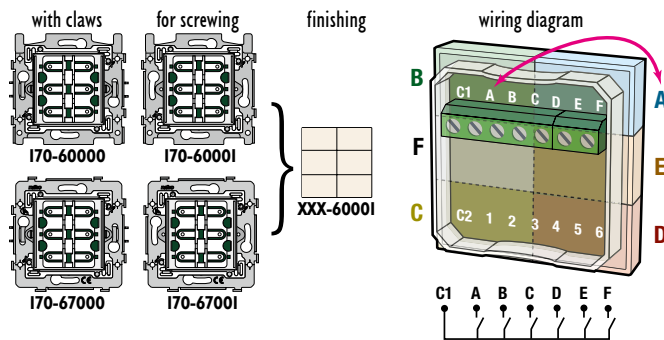
- a Dymo-label of 12mm

- a label you can design yourself via www.niko.be/labels

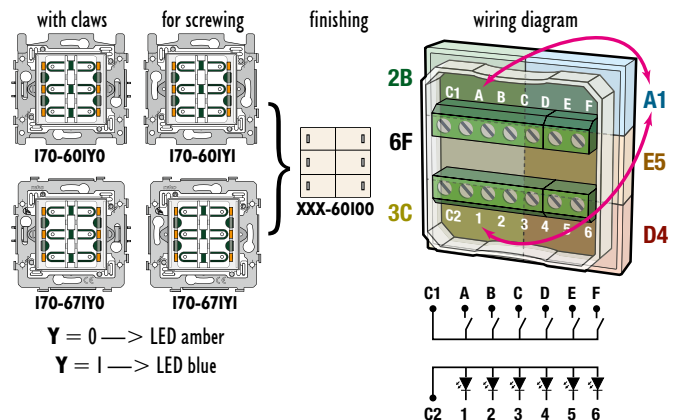
4-fold potential-free push button with LED



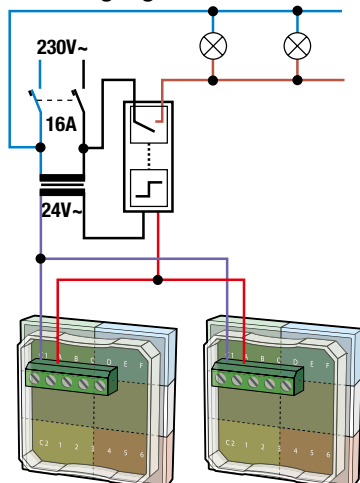
6-fold potential-free push button without LED



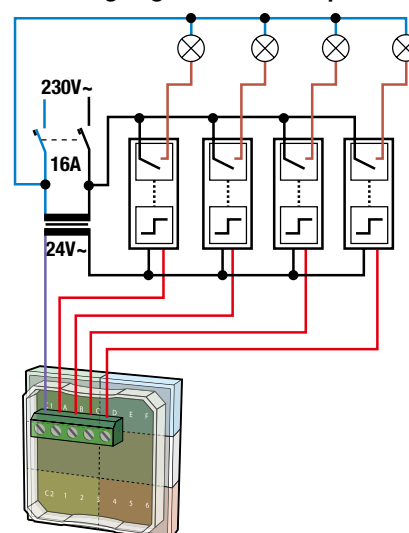
6-fold potential-free push button with LED



Controlling 1 light circuit from 2 different places



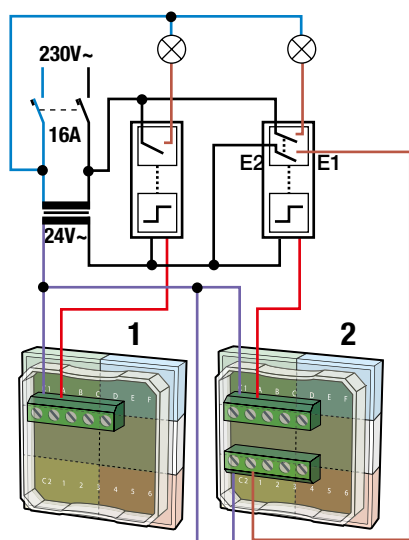
Controlling 4 light circuits from 1 place



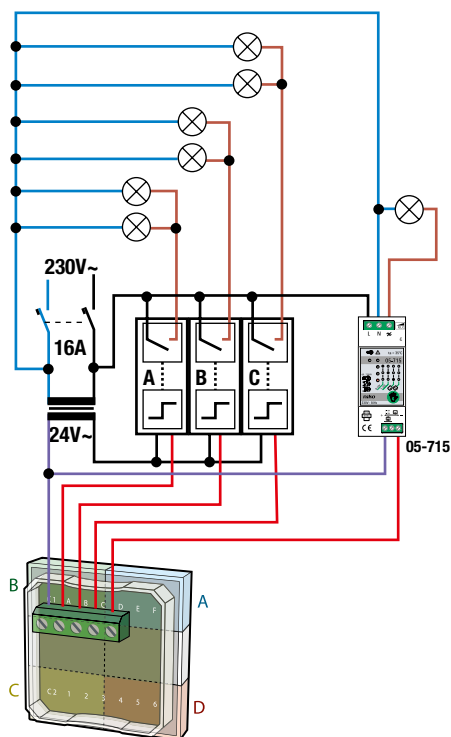
MODULE (24V) WITH 4 OR 6 POTENTIAL-FREE PUSH BUTTONS

Controlling 2 light circuits from 1 place:

1 = without feedback, 2 = with feedback

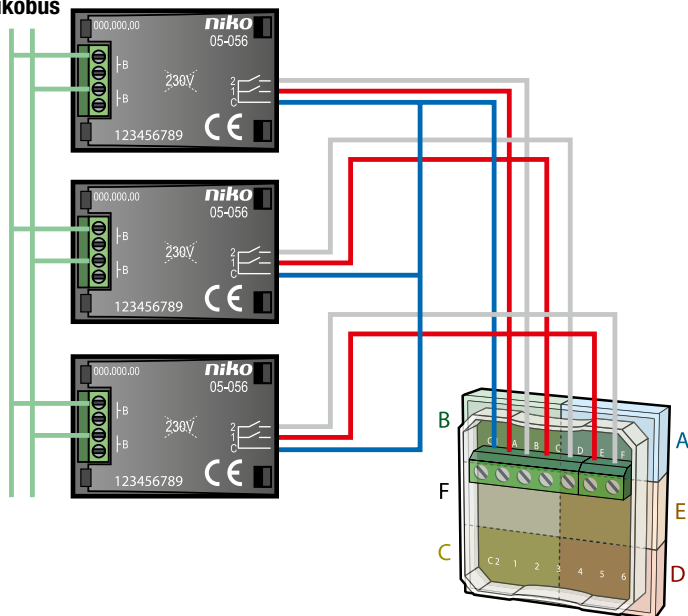


Controlling 4 light circuits, one of which can be dimmed, from 1 place

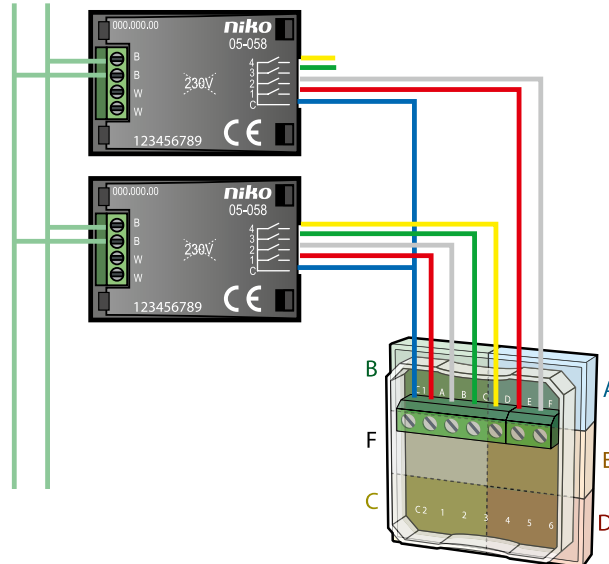


Nikobus via the interface for push buttons (05-056 or 05-058)

Nikobus

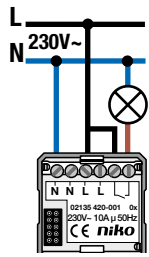


Nikobus

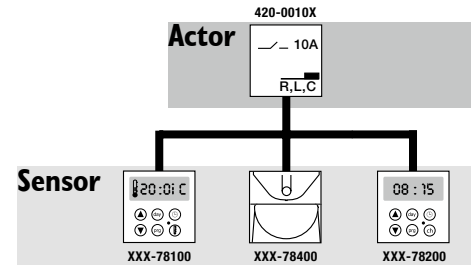
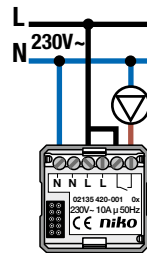


ACTOR 420-001XX: 1 CHANNEL 10A

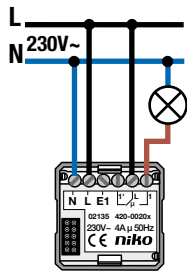
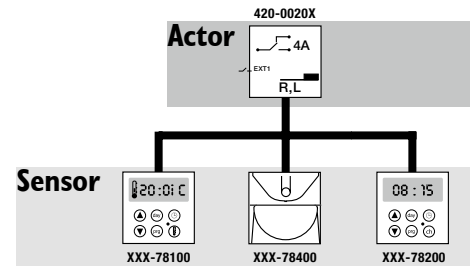
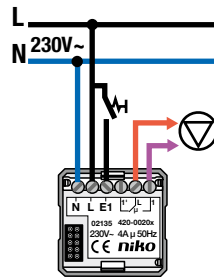
Switch function with motion detector or clock



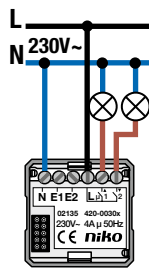
Temperature control with clock thermostat

**ACTOR 420-002XX: 1 CHANNEL 4A WITH CHANGE-OVER SWITCH + 1 INPUT TERMINAL**

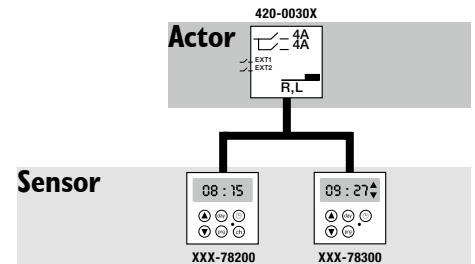
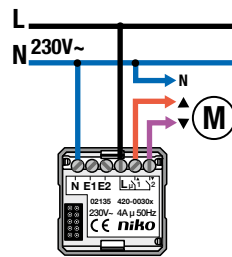
Switch function with motion detector or clock

Temperature control with clock thermostat
E1 = night temperature**ACTOR 420-003XX: 2 ONE-POLE CHANNELS 4A + 2 INPUT TERMINALS**

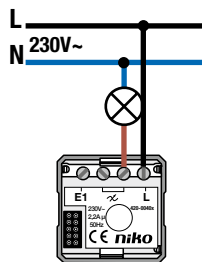
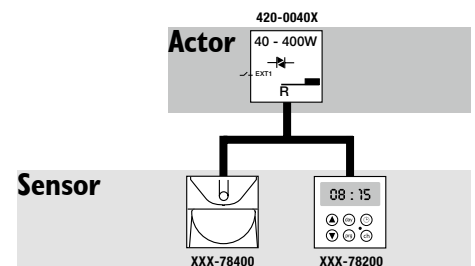
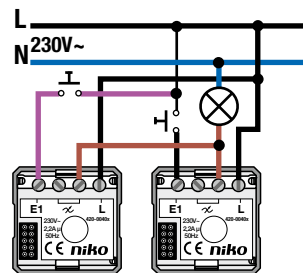
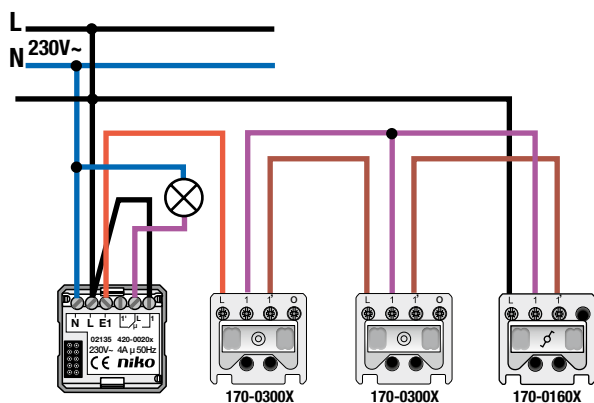
Switch function with clock



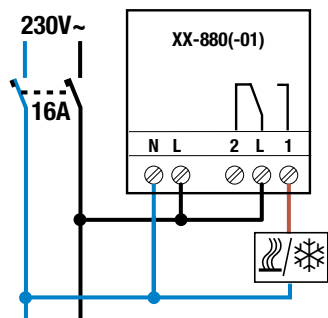
Shutter control with shutter clock

**ACTOR 420-004XX: 2-WIRE 40-400W + 1 INPUT TERMINAL**

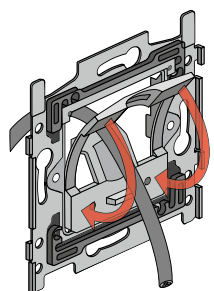
Switch function with motion detector or clock

Parallel switching
with motion detector (max. 4 actors)**STAIRCASE SWITCHING WITH ACTOR 420-002XX AND MOTION DETECTOR**

ELECTRONIC ANALOG THERMOSTAT XX-880(-01)

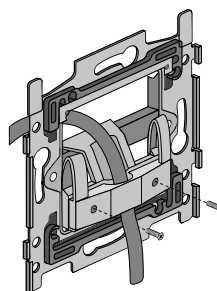


BLANK PLATE WITH STRAIN RELIEF I70-00900



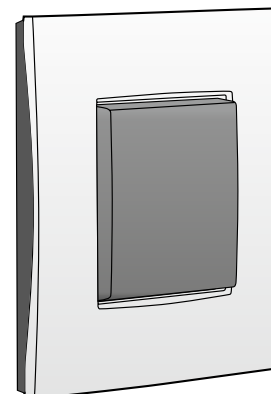
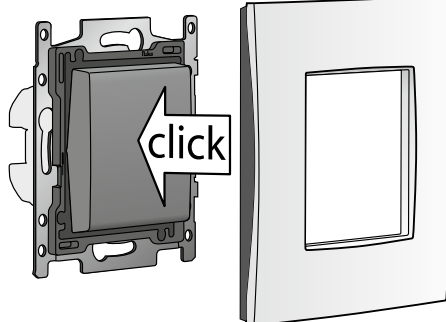
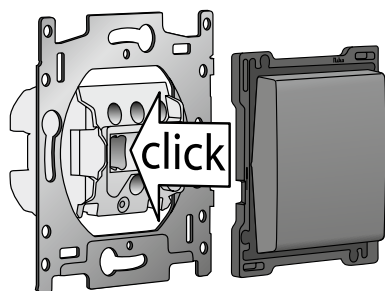
The cable anchorage complies with the requirements of the EN60669-1 annex B for the following cables (this list isn't limited)

- H03VVH2-F 2 x 0,75mm²
- H05VV-F 3 x 0,75mm²
- H03VV-F 2 x 0,75mm²
- Telephone cable

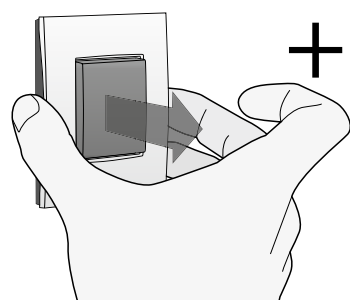


FLUSH MOUNTING MATERIAL

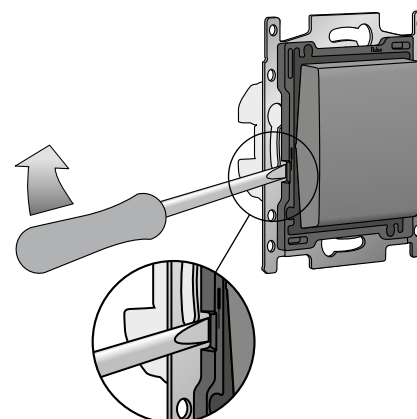
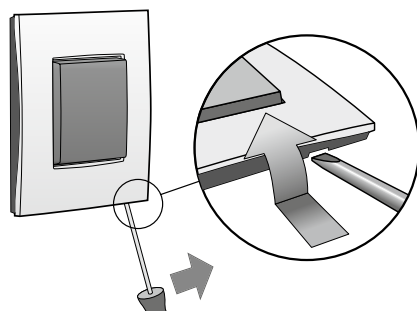
MOUNTING



DEMOUNTING



+



FLUSH MOUNTING DIMMERS

The wiring diagrams as printed on the user manuals of the appliances always have priority over the diagrams printed in this catalogue. Technical data is always subject to change without prior notice.

Harmonics (European standard EN61000-3-2):

The installer must assure himself whether or not any additional measures are necessary, according to the type of installation. Some of the factors which will establish if additional measures are necessary to meet above standards include (this list is not limited):

- power consumption per circuit exceeding 1000W
- type of load

The wiring of control cables and line voltage cables must always be carried out in accordance with the rules of good workmanship. Some examples: control and power cables never placed in the same tube or cable conduit, not parallel over short distances (min. 15cm) also in the board. Always use shielded cables in the vicinity of cables that might affect the control signal. No control signals of different origins and/or voltages within the same cable. No operating voltage for relays or remote switches in the same cable used for analogue or other control signals. Regulated phase always to be kept at a distance from other wiring such as audio etc.

SYMBOLS FOR DIMMERS



Phase control mode for incandescent lamps and 230V~ halogen lamps



Phase control mode for incandescent lamps, 230V~ halogen lamps and low-voltage halogen lamps with inductive transformer



Reversed phase control mode for incandescent lamps, 230V~ halogen lamps and low-voltage halogen lamps with electronic transformer

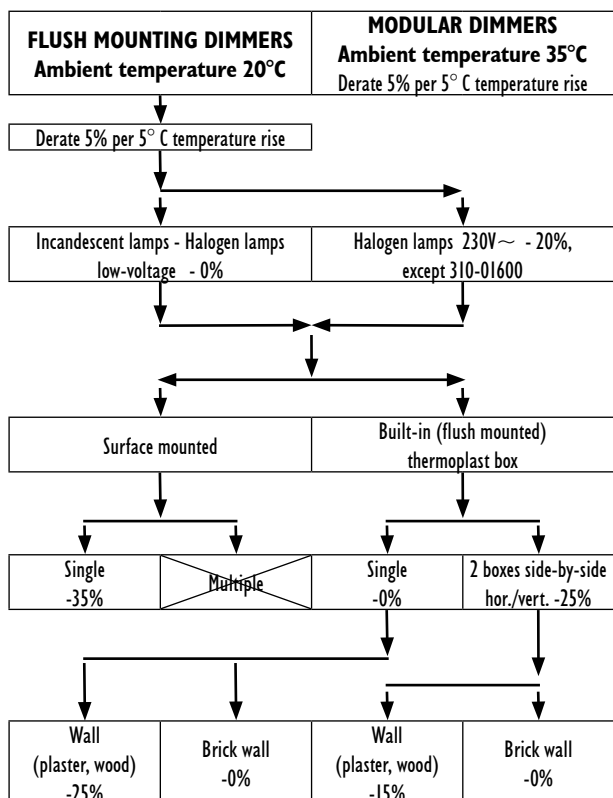


Universal dimmer, all loads except fluorescence lighting



Speed controller for motors

DERATING TABLE



Example 500W dimmer

Ambient temperature 20°0%
Incandescent lamps-0%
Flush mounted
2 boxes side-by-side.....-25%
Brick wall-0%

total.....-25%

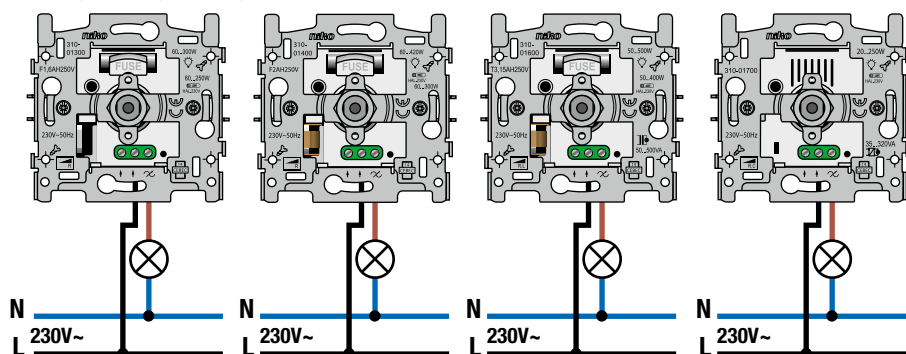
Max. load derating: 500 x 0,75 = 375W

FLUSH MOUNTING ROTARY SWITCH DIMMERS, control of incandescent lamps

Single-pole switching

310-01300, 310-01400, 310-01600, 310-01700

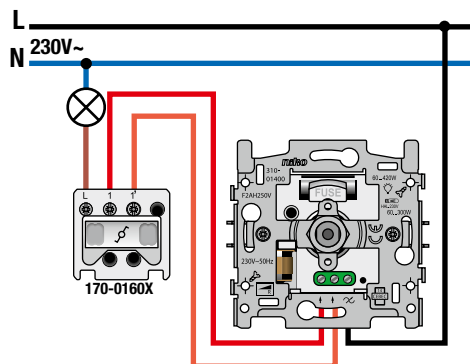
310-01301, 310-01401, 310-01601, 310-01701



Two-way switching, dimmer at mains side

310-01300, 310-01400, 310-01600, 310-01700

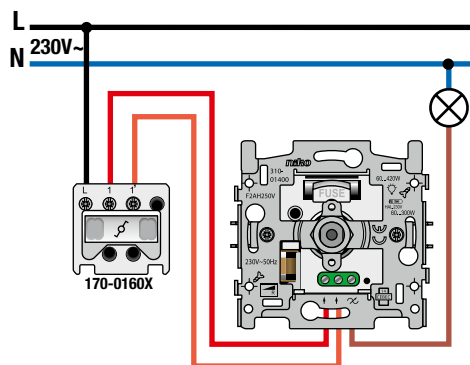
310-01301, 310-01401, 310-01601, 310-01701



Two-way switching, dimmer at load side

310-01300, 310-01400, 310-01600, 310-01700

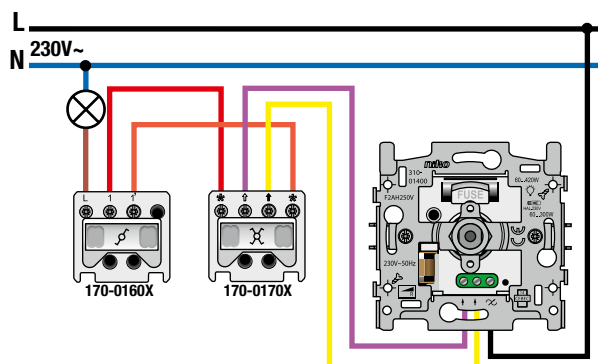
310-01301, 310-01401, 310-01601, 310-01701



Intermediate switching, dimmer at mains side

310-01300, 310-01400, 310-01600, 310-01700

310-01301, 310-01401, 310-01601, 310-01701

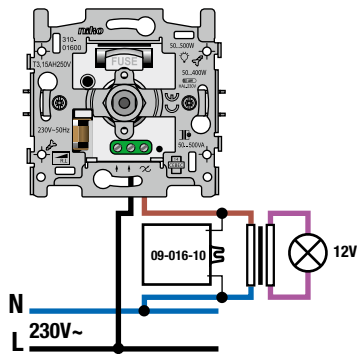


FLUSH MOUNTING ROTARY SWITCH DIMMERS, control of halogen lamps very low voltage (12V~) with ferromagnetic transformers

Single-pole switching

310-01600

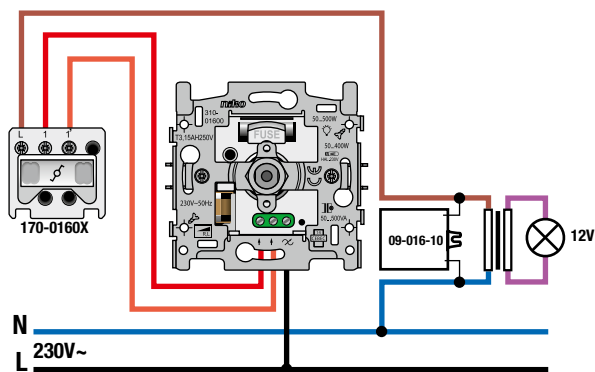
310-01601



Two-way switching, dimmer at mains side

310-01600

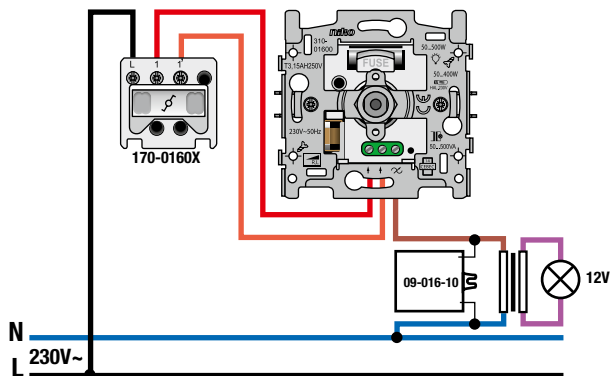
310-01601



Two-way switching, dimmer at load side

310-01600

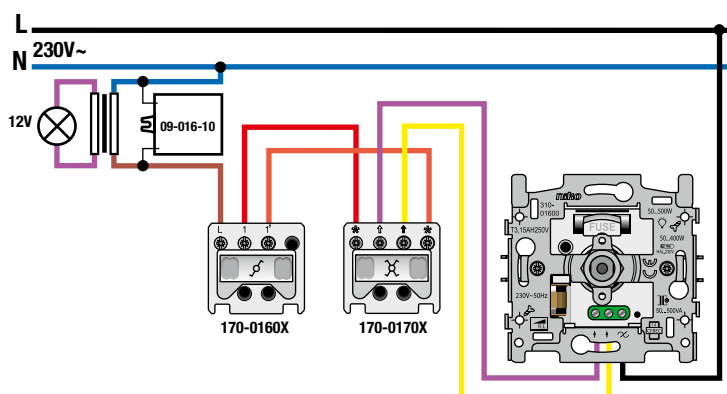
310-01601



Intermediate switching

310-01600

310-01601

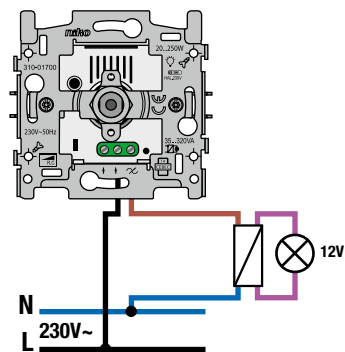


FLUSH MOUNTING ROTARY SWITCH DIMMERS, control of halogen lamps very low voltage (12V~) with electronic transformers (e.g. Ereatronic, Lasso...)

Single-pole switching

310-01700

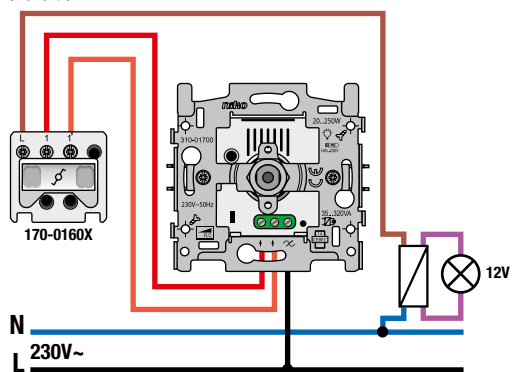
310-01701



Two-way switching, dimmer at mains side

310-01700

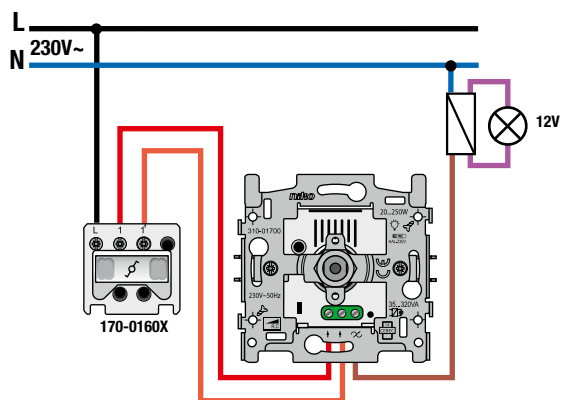
310-01701



Two-way switching, dimmer at load side

310-01700

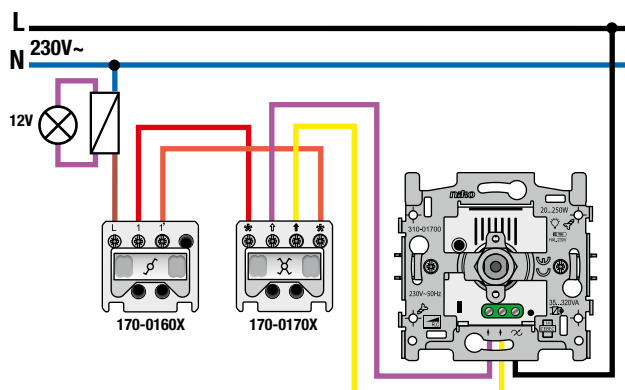
310-01701



Intermediate switching

310-01700

310-01701

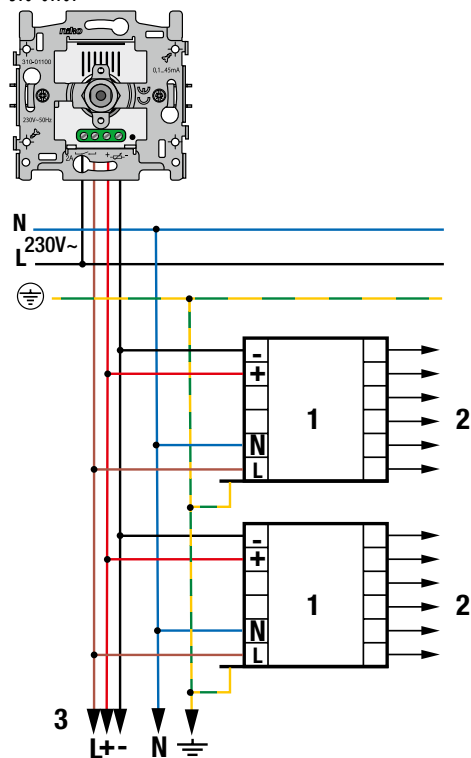


FLUSH MOUNTING ROTARY SWITCH DIMMERS, control of fluorescent lighting with electronic control gear I/10V according to EN60629

Switching max. 8 lamps (single-phase)

310-01100

310-01101



I/10V current-sink control signals are specified by the EN60929 Standard. This type of signal is currently used for regulation of dimmable electronic control gear (E.C.G.). The level of current which flows between the two control signal terminals, sets the light level. This type of control has recently been used not only for E.C.G. but also for dimmable electronic transformers which are provided with a remote control input compatible with the EN60929 Standard.

I/10V current-sink signals are fundamentally different from the 0/10V (voltage controlled) signals. The 09-011 electronic potentiometer can be wired directly to any compatible system. The 65-330 interfaces any 0/10V voltage controlled system to any I/10V current-sink controlled system. For the theoretical maximum quantity of E.C.G. which can be connected to those items is, see the website of the manufacturers.

IN GENERAL:

OSRAM: max. 100 x EVSA with 310-01100

VOSSLOH-SCHWABE: max. 50 x EVSA with 310-01100

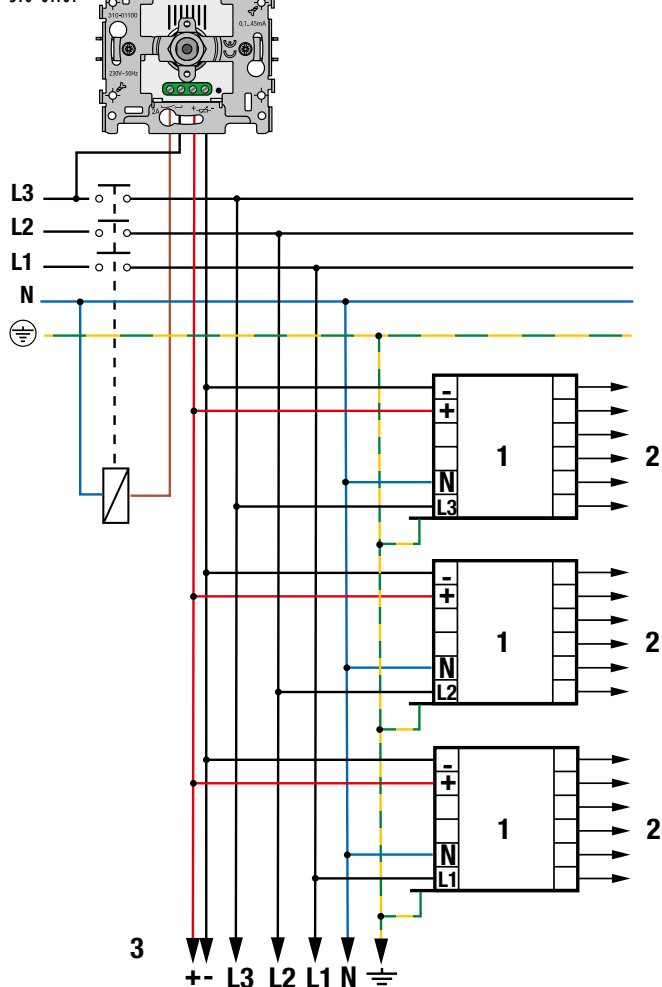
PHILIPS LIGHTING: max. 160 x EVSA with 310-01100

1 = electronic control gear**2** = to fluorescent lamps**3** = to electronic control gear

Switching more than 8 lamps, use of a magnetic switch

310-01100

310-01101

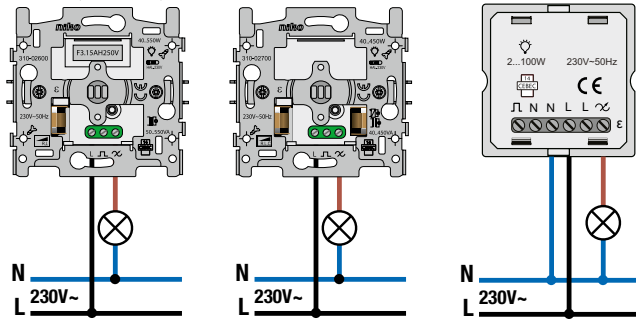


FLUSH MOUNTING PUSH BUTTON DIMMERS, control of incandescent lamps

Single-pole switching

310-02600, 310-02700, 310-02800

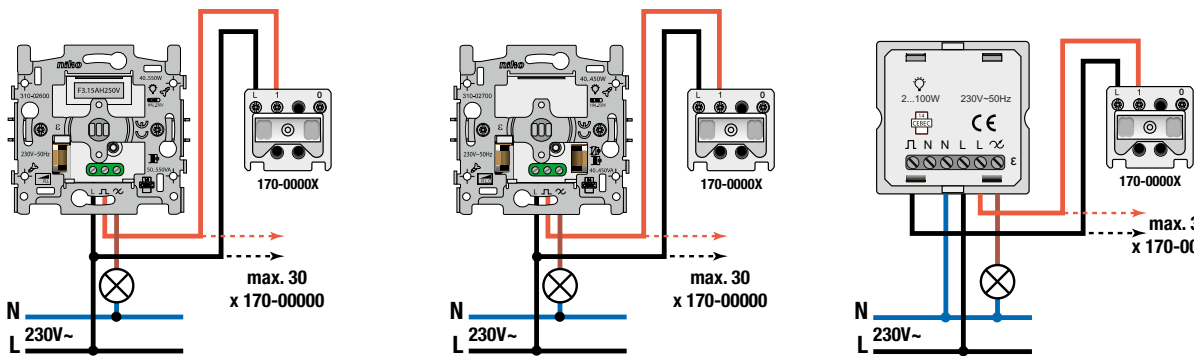
310-02601, 310-02701, 310-02801



Dimmer with several control points (max. 30)

310-02600, 310-02700, 310-02800

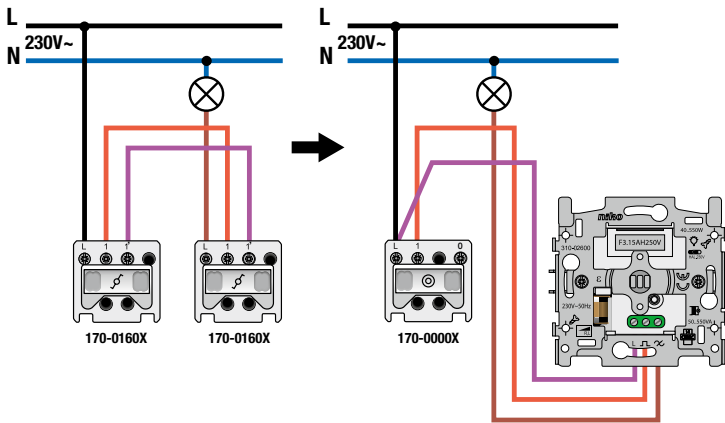
310-02601, 310-02701, 310-02801



Replacing a two-way switch by a combination of a push button and a push button dimmer

310-02600, 310-02700, 310-02800

310-02601, 310-02701, 310-02801

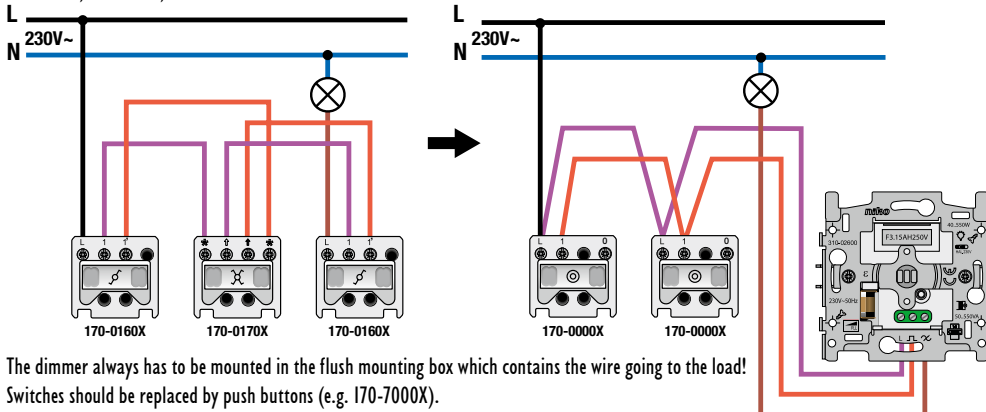


The dimmer always has to be mounted in the flush mounting box which contains the wire going to the load!
Switches should be replaced by push buttons (e.g. 170-0000X).

Replacing an intermediate switch by a combination of 2 push buttons and a push button dimmer

310-02600, 310-02700, 310-02800

310-02601, 310-02701, 310-02801



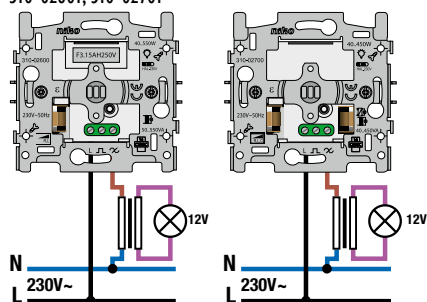
The dimmer always has to be mounted in the flush mounting box which contains the wire going to the load!
Switches should be replaced by push buttons (e.g. 170-0000X).

FLUSH MOUNTING PUSH BUTTON DIMMERS, control of incandescent lamps

Single-pole switching

310-02600, 310-02700

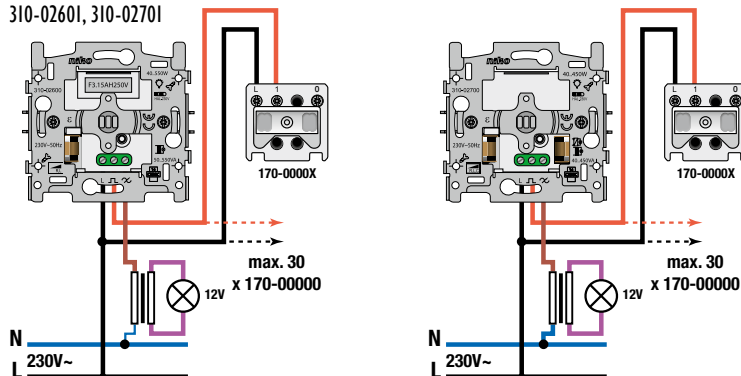
310-02601, 310-02701



Dimmer with several control points (max. 30)

310-02600, 310-02700

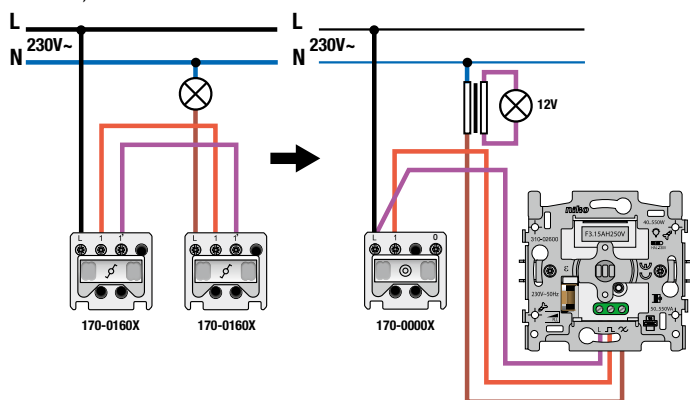
310-02601, 310-02701



Replacing a two-way switch by a combination of a push button and a push button dimmer

310-02600, 310-02700

310-02601, 310-02701

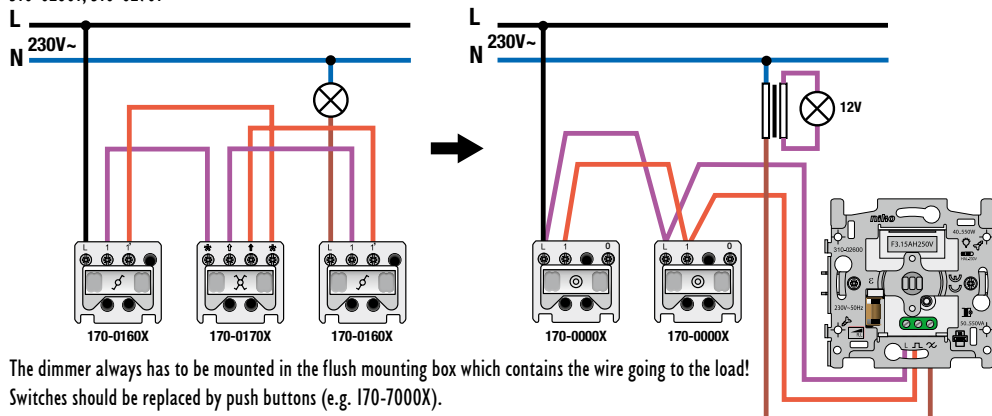


The dimmer always has to be mounted in the flush mounting box which contains the wire going to the load!
Switches should be replaced by push buttons (e.g. 170-0000X).

Replacing an intermediate switch by a combination of 2 push buttons and a push button dimmer

310-02600, 310-02700

310-02601, 310-02701



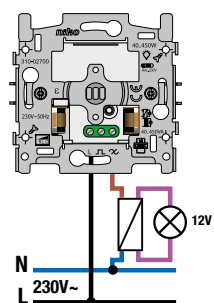
The dimmer always has to be mounted in the flush mounting box which contains the wire going to the load!
Switches should be replaced by push buttons (e.g. 170-7000X).

FLUSH MOUNTING PUSH BUTTON DIMMERS, control of halogen lamps very low voltage (12V~) with electronic transformers (e.g. Ereatronic, Lasso...)

Single-pole switching

310-02700

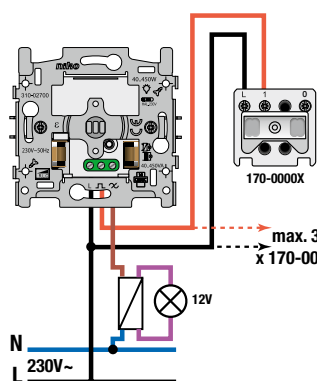
310-02701



Dimmer with several control points (max. 30)

310-02700

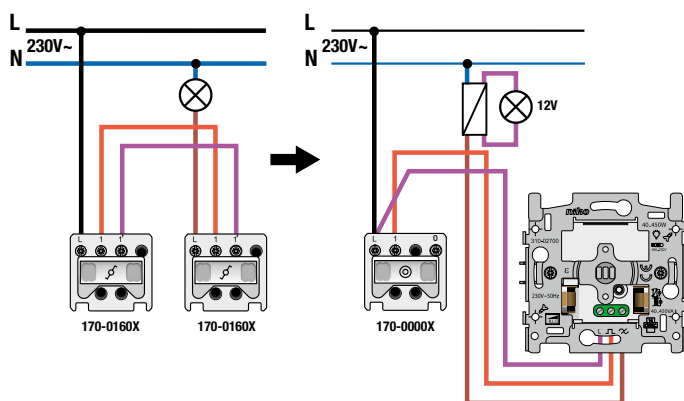
310-02701



Replacing a two-way switch by a combination of a push button and a push button dimmer

310-02700

310-02701

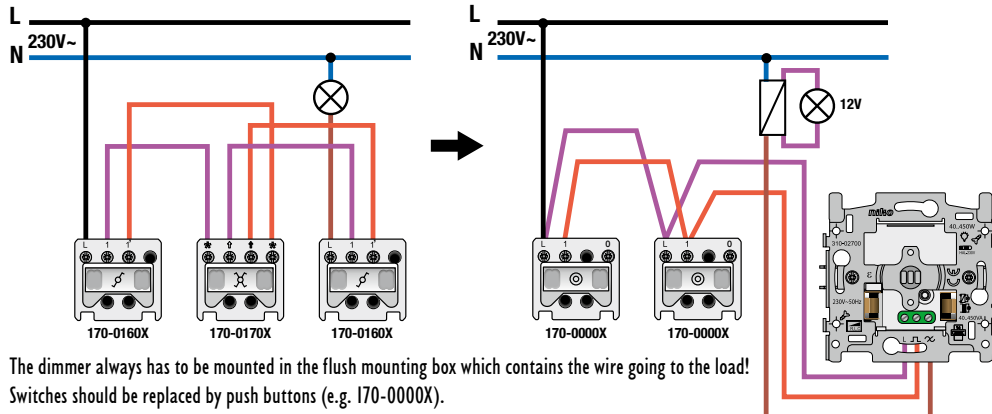


The dimmer always has to be mounted in the flush mounting box which contains the wire going to the load!
Switches should be replaced by push buttons (e.g. 170-0000X).

Replacing an intermediate switch by a combination of 2 push buttons and a push button dimmer

310-02700

310-02701

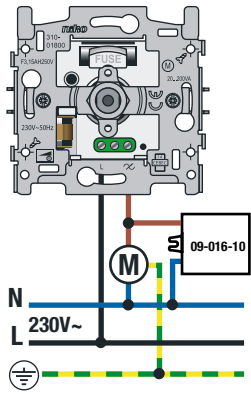


The dimmer always has to be mounted in the flush mounting box which contains the wire going to the load!
Switches should be replaced by push buttons (e.g. 170-0000X).

SPEED REGULATOR FOR MOTORS (E.G. VENTILATOR)

Single-pole switching

310-01800



< 40W 2x 09-016-10
> 40W 1x 09-016-10

