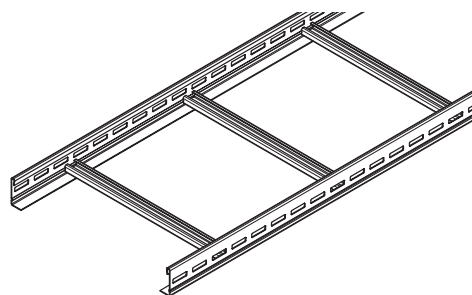
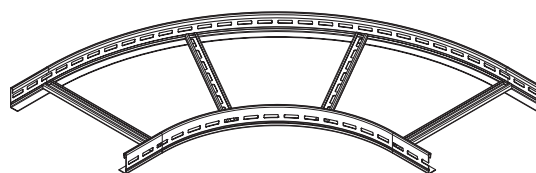


Kabelleitern
Cable ladders
Echelles à câbles
Bandeja escalera



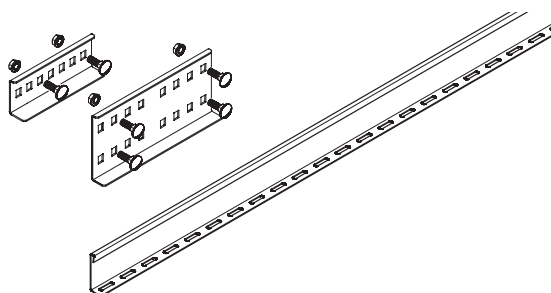
C3 - C6

Formteile
Fittings
Éléments de raccordement
Curvas, Derivaciones



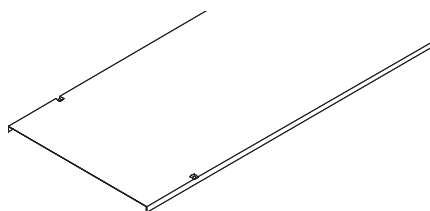
C7 - C11

Zubehör
Accessories
Accessoires
Accesorios



C12 - C15


Deckel
Covers
Couvercles
Tapas



C16

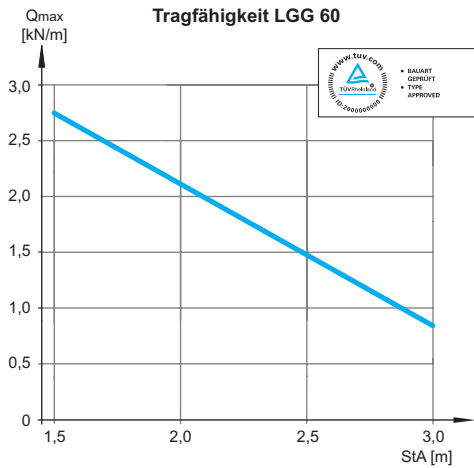
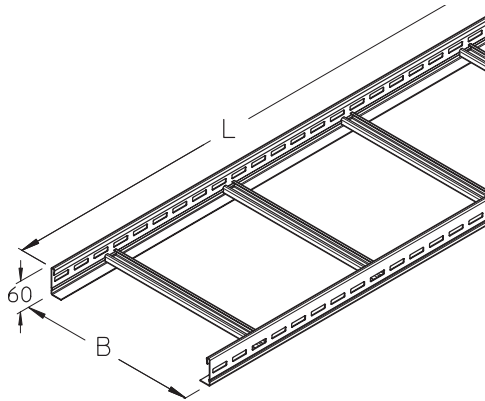


Kabelleitern
Cable ladders
Echelles à câbles
Bandeja escalera



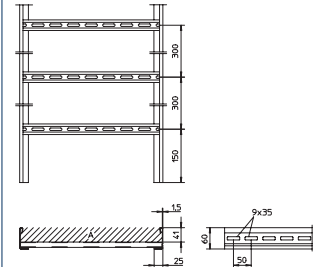
Kabelleitern
Cable ladders
Echelles à câbles
Bandeja escalera

LGG 60



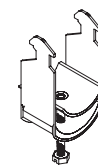
S F E

	B mm	L mm	A cm ²	Q _{LK} kN/m	kg
LGG 60-20-3S	200	3000	81	0,23	7,92
LGG 60-30-3S	300	3000	122	0,34	8,61
LGG 60-40-3S	400	3000	162	0,45	9,30
LGG 60-50-3S	500	3000	203	0,57	9,98
LGG 60-60-3S	600	3000	243	0,68	10,67
LGG 60-20S	200	6000	81	0,23	15,84
LGG 60-30S	300	6000	122	0,34	17,22
LGG 60-40S	400	6000	162	0,45	18,59
LGG 60-50S	500	6000	203	0,57	19,96
LGG 60-60S	600	6000	243	0,68	21,34
LGG 60-20-3F	200	3000	81	0,23	8,48
LGG 60-30-3F	300	3000	122	0,34	9,21
LGG 60-40-3F	400	3000	162	0,45	9,95
LGG 60-50-3F	500	3000	203	0,57	10,68
LGG 60-60-3F	600	3000	243	0,68	11,42
LGG 60-20F	200	6000	81	0,23	16,95
LGG 60-30F	300	6000	122	0,34	18,42
LGG 60-40F	400	6000	162	0,45	19,89
LGG 60-50F	500	6000	203	0,57	21,36
LGG 60-60F	600	6000	243	0,68	22,83
LGG 60-20-3E	200	3000	81	0,23	7,97
LGG 60-30-3E	300	3000	122	0,34	8,66
LGG 60-40-3E	400	3000	162	0,45	9,35
LGG 60-50-3E	500	3000	203	0,57	10,05
LGG 60-60-3E	600	3000	243	0,68	10,74
LGG 60-20E	200	6000	81	0,23	15,95
LGG 60-30E	300	6000	122	0,34	17,33
LGG 60-40E	400	6000	162	0,45	18,71
LGG 60-50E	500	6000	203	0,57	20,09
LGG 60-60E	600	6000	243	0,68	21,47



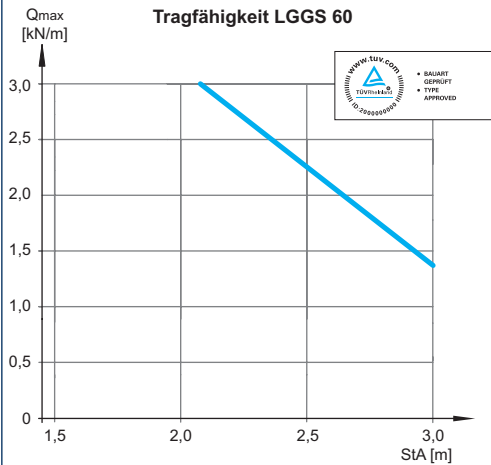
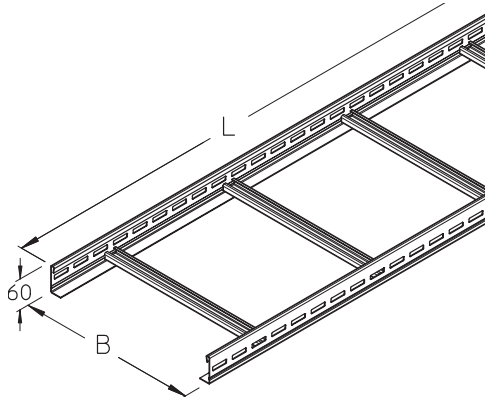
⇒ LGV 60, LGVH 60
LGVV 60, LGTR 60
SL 60
KLU
H

C12
C13
C15
G3
KS-A3



Kabelleitern
Cable ladders
Echelles à câbles
Bandeja escalera

LGGS 60



S F

	B mm	L mm	A cm ²	Q _{LK} kN/m	kg
LGGS 60-20-3S	200	3000	81	0,23	10,41
LGGS 60-30-3S	300	3000	122	0,34	11,29
LGGS 60-40-3S	400	3000	162	0,45	12,17
LGGS 60-50-3S	500	3000	203	0,57	13,06
LGGS 60-60-3S	600	3000	243	0,68	13,94

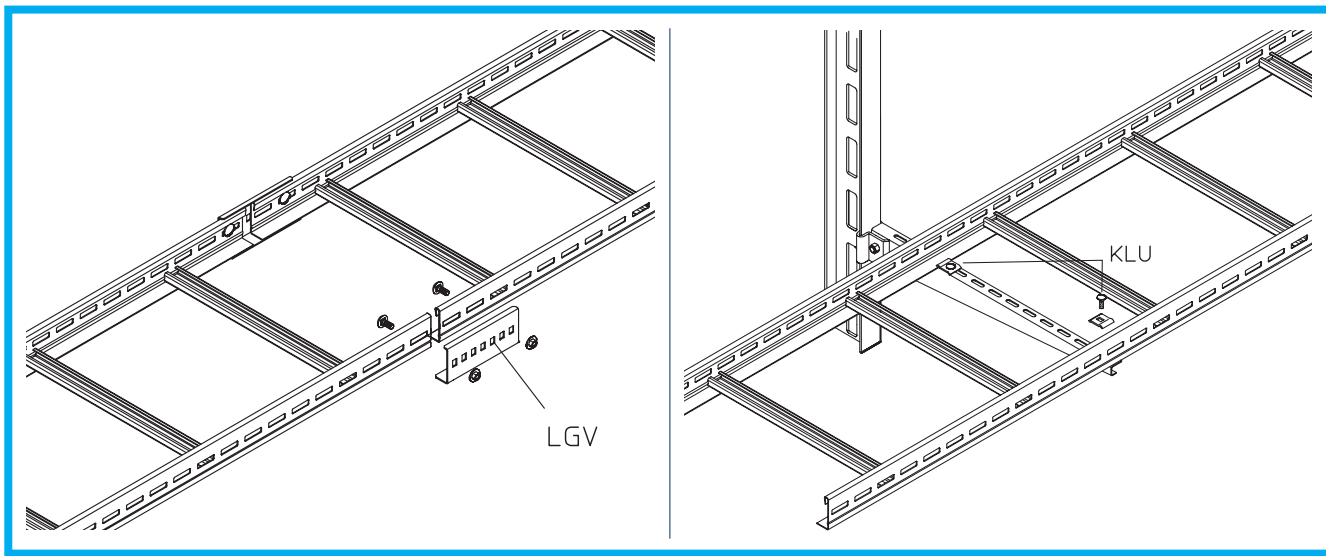
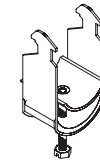
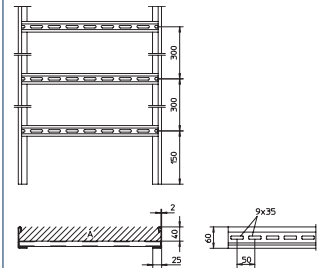
LGGS 60-20S	200	6000	81	0,23	20,81
LGGS 60-30S	300	6000	122	0,34	22,58
LGGS 60-40S	400	6000	162	0,45	24,35
LGGS 60-50S	500	6000	203	0,57	26,12
LGGS 60-60S	600	6000	243	0,68	27,89

LGGS 60-20-3F	200	3000	81	0,23	11,13
LGGS 60-30-3F	300	3000	122	0,34	12,08
LGGS 60-40-3F	400	3000	162	0,45	13,03
LGGS 60-50-3F	500	3000	203	0,57	13,97
LGGS 60-60-3F	600	3000	243	0,68	14,92

LGGS 60-20F	200	6000	81	0,23	22,27
LGGS 60-30F	300	6000	122	0,34	24,16
LGGS 60-40F	400	6000	162	0,45	26,05
LGGS 60-50F	500	6000	203	0,57	27,95
LGGS 60-60F	600	6000	243	0,68	29,84

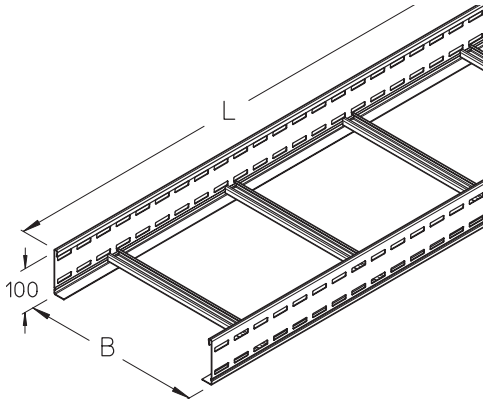
➔ LGV 60, LGVH 60
LGVV 60, LGTR 60
SL 60
KLU
H

C12
C13
C15
G3
KS-A3

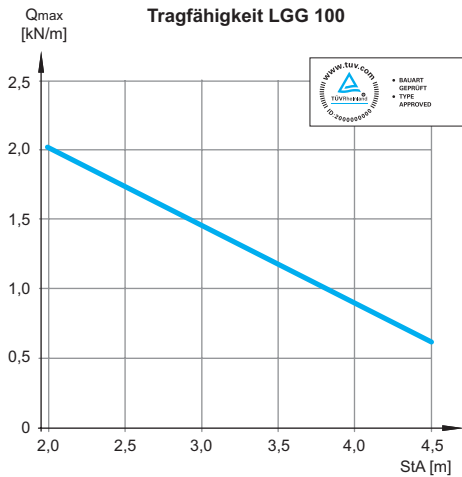


Kabelleitern
Cable ladders
Echelles à câbles
Bandeja escalera

LGG 100



Tragfähigkeit LGG 100



B	L	A	Q _{LK}	kg
mm	mm	cm ²	kN/m	

S F E

LGG 100-20-3S	200	3000	161	0,45	10,37
LGG 100-30-3S	300	3000	242	0,68	11,06
LGG 100-40-3S	400	3000	322	0,90	11,75
LGG 100-50-3S	500	3000	403	1,13	12,43
LGG 100-60-3S	600	3000	483	1,35	13,12

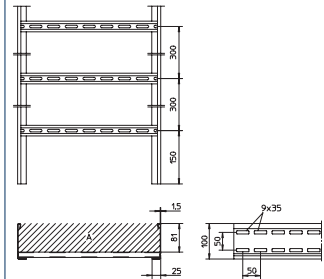
LGG 100-20S	200	6000	161	0,45	20,75
LGG 100-30S	300	6000	242	0,68	22,12
LGG 100-40S	400	6000	322	0,90	23,49
LGG 100-50S	500	6000	403	1,13	24,87
LGG 100-60S	600	6000	483	1,35	26,24

LGG 100-20-3F	200	3000	161	0,45	11,10
LGG 100-30-3F	300	3000	242	0,68	11,83
LGG 100-40-3F	400	3000	322	0,90	12,57
LGG 100-50-3F	500	3000	403	1,13	13,30
LGG 100-60-3F	600	3000	483	1,35	14,04

LGG 100-20F	200	6000	161	0,45	22,20
LGG 100-30F	300	6000	242	0,68	23,67
LGG 100-40F	400	6000	322	0,90	25,14
LGG 100-50F	500	6000	403	1,13	26,61
LGG 100-60F	600	6000	483	1,35	28,08

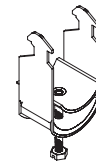
LGG 100-20-3E	200	3000	161	0,45	10,44
LGG 100-30-3E	300	3000	242	0,68	11,13
LGG 100-40-3E	400	3000	322	0,90	11,82
LGG 100-50-3E	500	3000	403	1,13	12,51
LGG 100-60-3E	600	3000	483	1,35	13,20

LGG 100-20E	200	6000	161	0,45	20,88
LGG 100-30E	300	6000	242	0,68	22,26
LGG 100-40E	400	6000	322	0,90	23,64
LGG 100-50E	500	6000	403	1,13	25,03
LGG 100-60E	600	6000	483	1,35	26,41



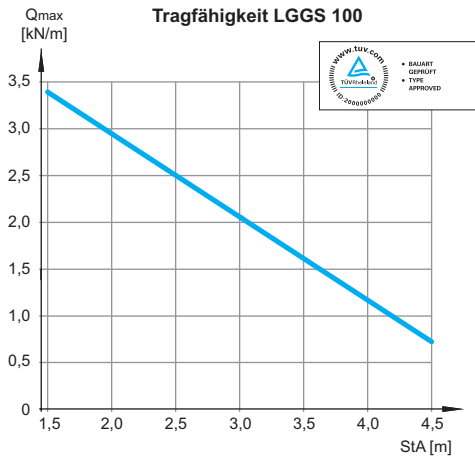
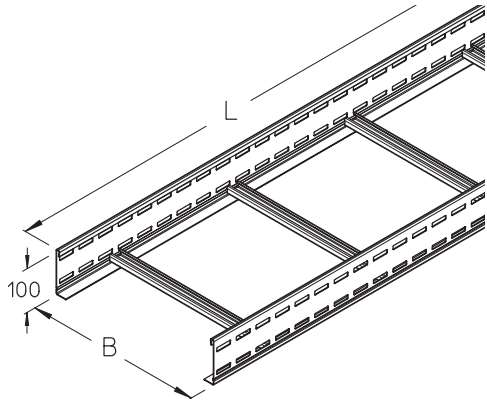
⇒ LGV 100, LGVH 100
LGVV 100, LGTR 100
SL 100
KLU
H

C12
C13
C15
G3
KS-A3



Kabelleitern
Cable ladders
Echelles à câbles
Bandeja escalera

LGGS 100



B mm L mm A cm² Q_{LK} kN/m kg

S F

LGGS 100-20-3S	200	3000	161	0,45	13,58
LGGS 100-30-3S	300	3000	242	0,68	14,46
LGGS 100-40-3S	400	3000	322	0,90	15,35
LGGS 100-50-3S	500	3000	403	1,13	16,23
LGGS 100-60-3S	600	3000	483	1,35	17,12

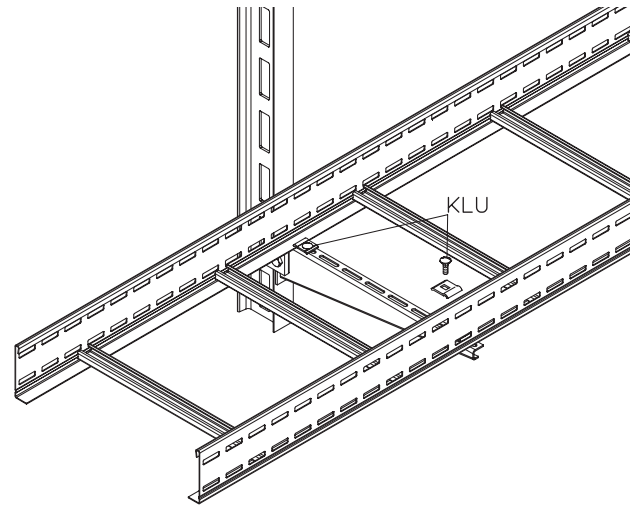
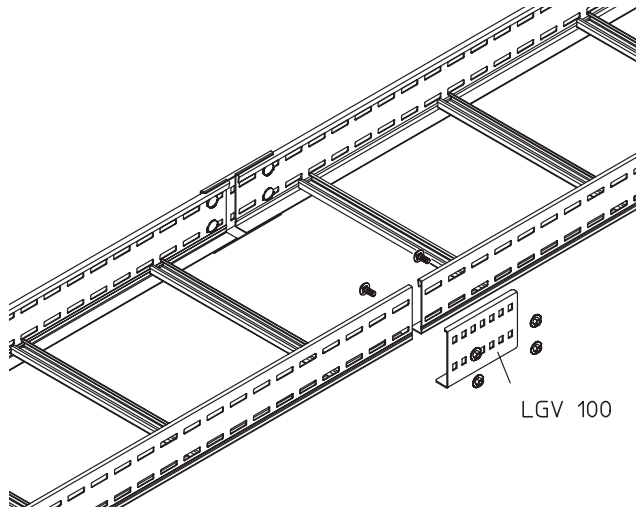
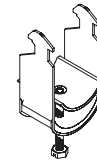
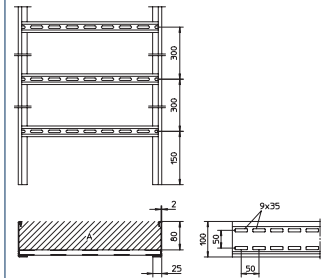
LGGS 100-20S	200	6000	161	0,45	27,16
LGGS 100-30S	300	6000	242	0,68	28,93
LGGS 100-40S	400	6000	322	0,90	30,70
LGGS 100-50S	500	6000	403	1,13	32,47
LGGS 100-60S	600	6000	483	1,35	34,23

LGGS 100-20-3F	200	3000	161	0,45	14,53
LGGS 100-30-3F	300	3000	242	0,68	15,48
LGGS 100-40-3F	400	3000	322	0,90	16,42
LGGS 100-50-3F	500	3000	403	1,13	17,37
LGGS 100-60-3F	600	3000	483	1,35	18,32

LGGS 100-20F	200	6000	161	0,45	29,06
LGGS 100-30F	300	6000	242	0,68	30,95
LGGS 100-40F	400	6000	322	0,90	32,85
LGGS 100-50F	500	6000	403	1,13	34,74
LGGS 100-60F	600	6000	483	1,35	36,63

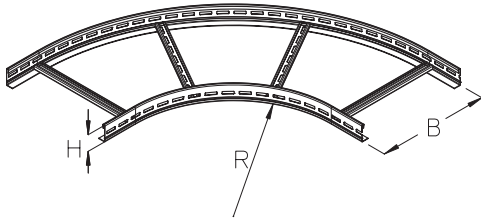
➔ LGV 100, LGVH 100
LGVV 100, LGTR 100
SL 100
KLU
H

C12
C13
C15
G3
KS-A3



Formteile
Fittings
Éléments de raccordement
Curvas, Derivaciones

LGIB



F E

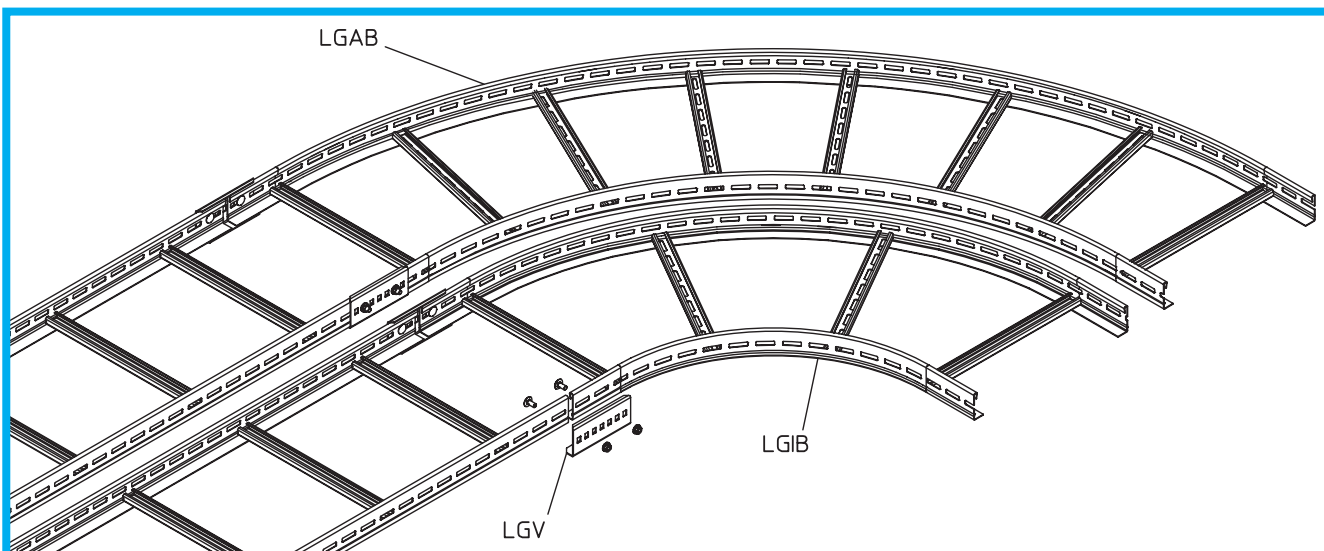
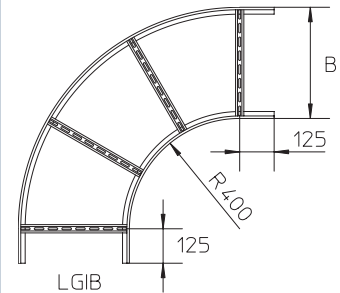
	H mm	B mm	R mm	kg
LGIB 60-20F	60	200	400	3,00
LGIB 60-30F	60	300	400	3,47
LGIB 60-40F	60	400	400	3,95
LGIB 60-50F	60	500	400	5,16
LGIB 60-60F	60	600	400	5,78
LGIB 60-20E	60	200	400	2,82
LGIB 60-30E	60	300	400	3,27
LGIB 60-40E	60	400	400	3,72
LGIB 60-50E	60	500	400	4,85
LGIB 60-60E	60	600	400	5,44

F E

LGIB 100-20F	100	200	400	3,90
LGIB 100-30F	100	300	400	4,45
LGIB 100-40F	100	400	400	4,99
LGIB 100-50F	100	500	400	6,27
LGIB 100-60F	100	600	400	6,96
LGIB 100-20E	100	200	400	3,67
LGIB 100-30E	100	300	400	4,18
LGIB 100-40E	100	400	400	4,70
LGIB 100-50E	100	500	400	5,90
LGIB 100-60E	100	600	400	6,55

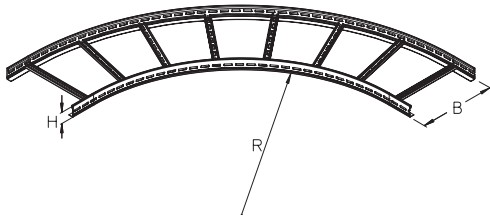
⇒ LGV, LGVH
LGVV
KLU

C12
C13
G3



Formteile
Fittings
Éléments de raccordement
Curvas, Derivaciones

LGAB



F E

LGAB 60-20F	60	200	700	4,39
LGAB 60-30F	60	300	800	5,38
LGAB 60-40F	60	400	900	6,95
LGAB 60-50F	60	500	1000	8,09
LGAB 60-60F	60	600	1100	9,23

LGAB 60-20E	60	200	700	4,13
LGAB 60-30E	60	300	800	5,06
LGAB 60-40E	60	400	900	6,54
LGAB 60-50E	60	500	1000	7,61
LGAB 60-60E	60	600	1100	8,68

F E

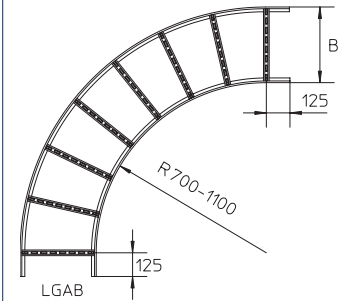
LGAB 100-20F	100	200	700	5,71
LGAB 100-30F	100	300	800	6,90
LGAB 100-40F	100	400	900	8,68
LGAB 100-50F	100	500	1000	10,03
LGAB 100-60F	100	600	1100	11,37

LGAB 100-20E	100	200	700	5,37
LGAB 100-30E	100	300	800	6,49
LGAB 100-40E	100	400	900	8,17
LGAB 100-50E	100	500	1000	9,43
LGAB 100-60E	100	600	1100	10,69

⇒ LGV, LGVH
LGVV
KLU

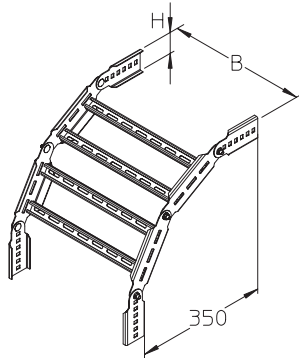


C12
C13
G3




Formteile
Fittings
Éléments de raccordement
Curvas, Derivaciones

LGVB



F E

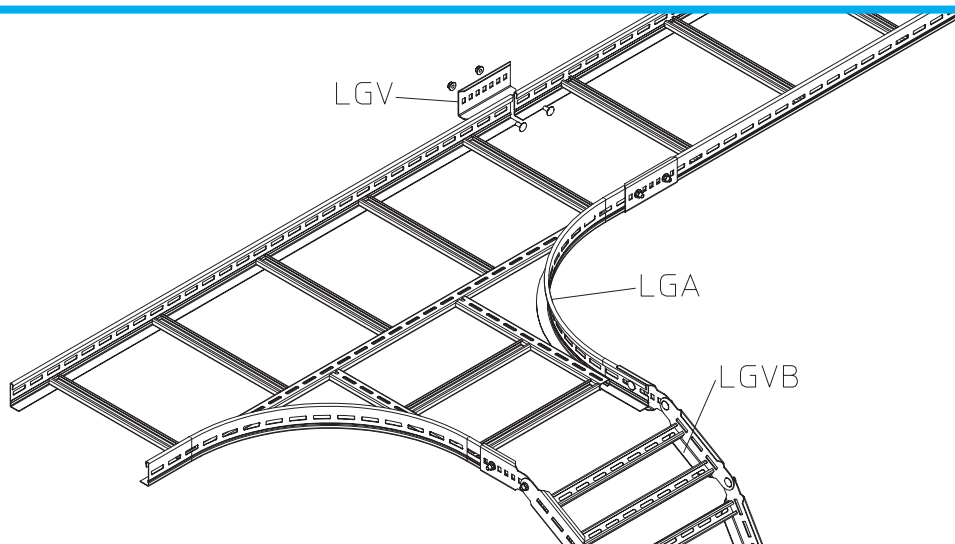
	H mm	B mm	 kg
LGVB 60-20F	60	200	2,26
LGVB 60-30F	60	300	2,55
LGVB 60-40F	60	400	2,85
LGVB 60-50F	60	500	3,14
LGVB 60-60F	60	600	3,44

LGVB 60-20E	60	200	2,13
LGVB 60-30E	60	300	2,40
LGVB 60-40E	60	400	2,68
LGVB 60-50E	60	500	2,95
LGVB 60-60E	60	600	3,23

F E

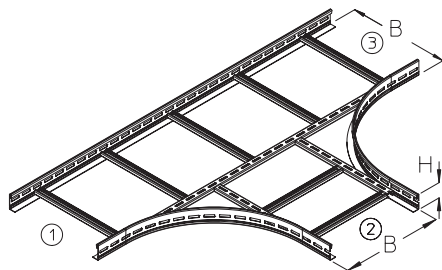
LGVB 100-20F	100	200	2,96
LGVB 100-30F	100	300	3,26
LGVB 100-40F	100	400	3,55
LGVB 100-50F	100	500	3,85
LGVB 100-60F	100	600	4,14

LGVB 100-20E	100	200	2,79
LGVB 100-30E	100	300	3,06
LGVB 100-40E	100	400	3,34
LGVB 100-50E	100	500	3,62
LGVB 100-60E	100	600	3,89



Formteile
Fittings
Éléments de raccordement
Curvas, Derivaciones

LGA



F E

LGA 60-20F	60	200	4,69
LGA 60-30F	60	300	5,39
LGA 60-40F	60	400	6,10
LGA 60-50F	60	500	6,80
LGA 60-60F	60	600	7,51

LGA 60-20E	60	200	4,41
LGA 60-30E	60	300	5,07
LGA 60-40E	60	400	5,74
LGA 60-50E	60	500	6,40
LGA 60-60E	60	600	7,06

F E

LGA 100-20F	100	200	5,62
LGA 100-30F	100	300	6,37
LGA 100-40F	100	400	7,12
LGA 100-50F	100	500	7,86
LGA 100-60F	100	600	8,61

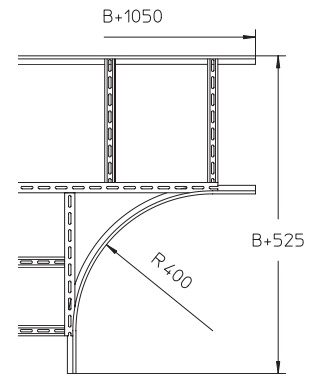
LGA 100-20E	100	200	5,28
LGA 100-30E	100	300	5,99
LGA 100-40E	100	400	6,69
LGA 100-50E	100	500	7,40
LGA 100-60E	100	600	8,10

⇒ LGV, LGVH
LGVV
KLU


kg

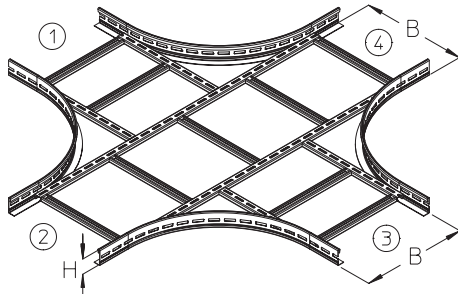


C12
C13
G3



Formteile
Fittings
Éléments de raccordement
Curvas, Derivaciones

LGK



F E

LGK 60-20F	60	200	7,78
LGK 60-30F	60	300	8,59
LGK 60-40F	60	400	9,40
LGK 60-50F	60	500	10,21
LGK 60-60F	60	600	11,02

LGK 60-20E	60	200	7,32
LGK 60-30E	60	300	8,08
LGK 60-40E	60	400	8,84
LGK 60-50E	60	500	9,60
LGK 60-60E	60	600	10,36

F E

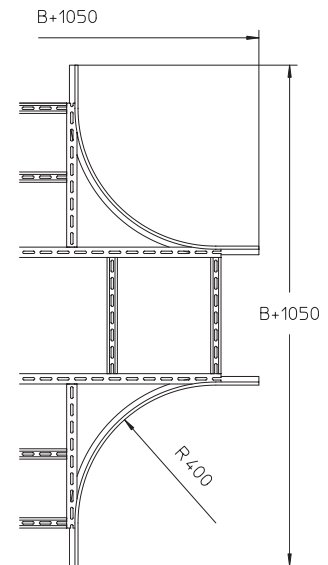
LGK 100-20F	100	200	9,32
LGK 100-30F	100	300	10,13
LGK 100-40F	100	400	10,94
LGK 100-50F	100	500	11,74
LGK 100-60F	100	600	12,55

LGK 100-20E	100	200	8,77
LGK 100-30E	100	300	9,53
LGK 100-40E	100	400	10,29
LGK 100-50E	100	500	11,05
LGK 100-60E	100	600	11,81

⇒ LGV, LGVH
LGVV
KLU


kg


C12
C13
G3

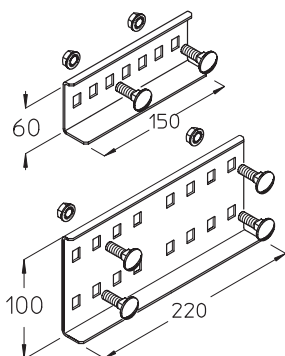




Kabelleitern
Cable ladders
Echelles à câbles
Bandeja escalera

Zubehör
Accessories
Accessoires
Accesorios

LGV



S F E

LGV 60S
LGV 60F
LGV 60E

LGV 100S
LGV 100F
LGV 100E

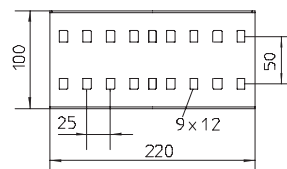
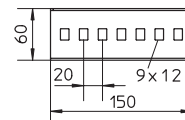
inkl. 2 x / 4 x KLS 8x16

kg

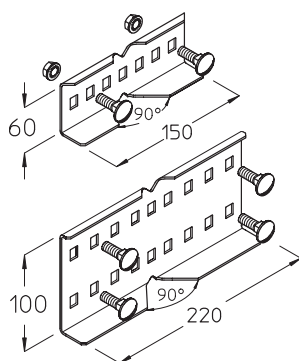
0,22
0,23
0,22

0,41
0,42
0,41

G8



LGVH



S F E

LGVH 60S
LGVH 60F
LGVH 60E

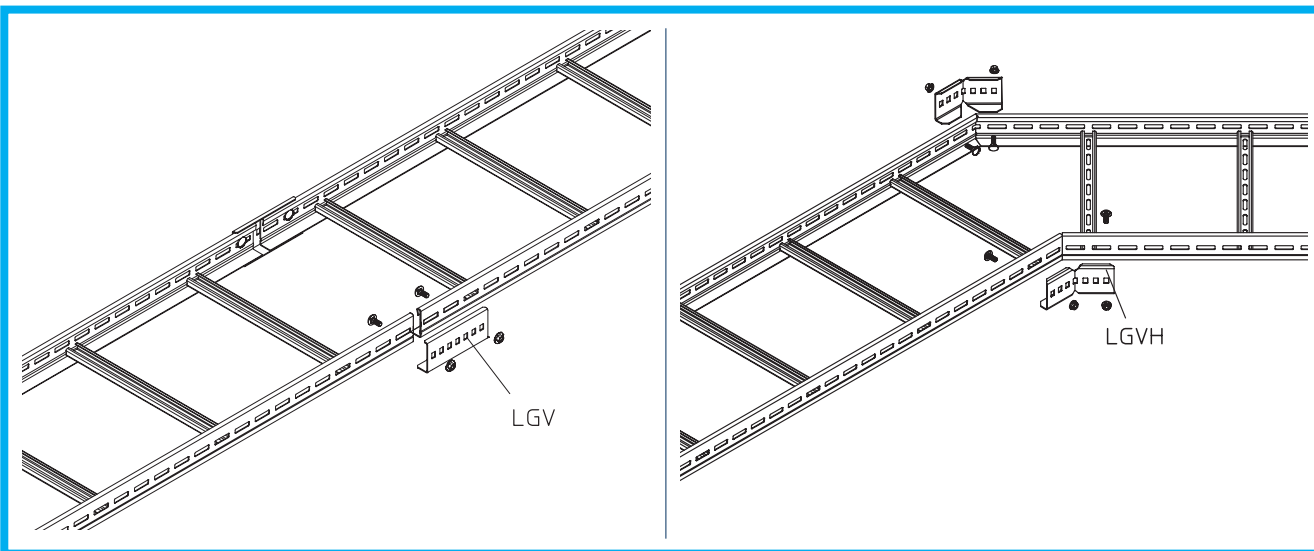
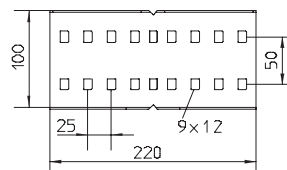
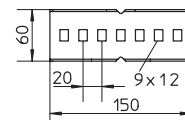
LGVH 100S
LGVH 100F
LGVH 100E

inkl. 2 x / 4 x KLS 8x16

0,20
0,22
0,20

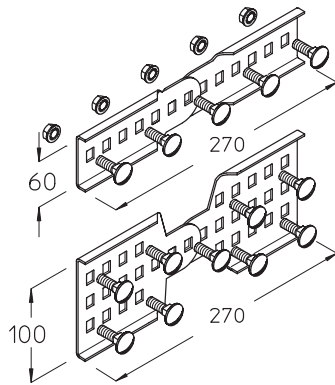
0,41
0,42
0,41

G8



Zubehör
Accessories
Accessoires
Accesorios

LGVV



S F E

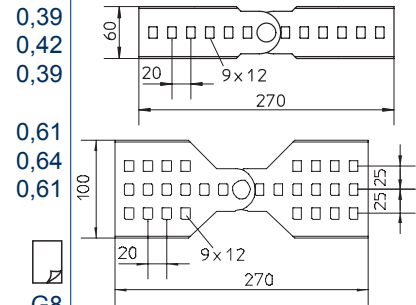
LGVV 60S
LGVV 60F
LGVV 60E

LGVV 100S
LGVV 100F
LGVV 100E

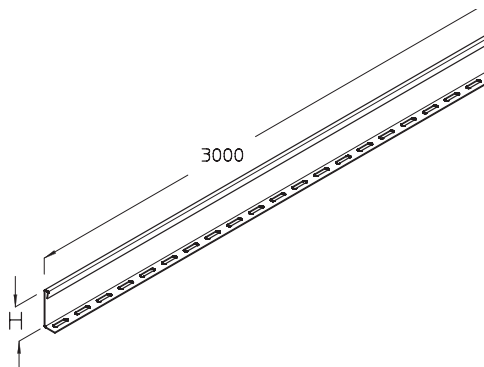
inkl. 5 x / 9 x KLS 8x16

H	
mm	kg
60	0,39
100	0,42
100	0,39
100	0,61
100	0,64
100	0,61

G8



LGTR



S F E

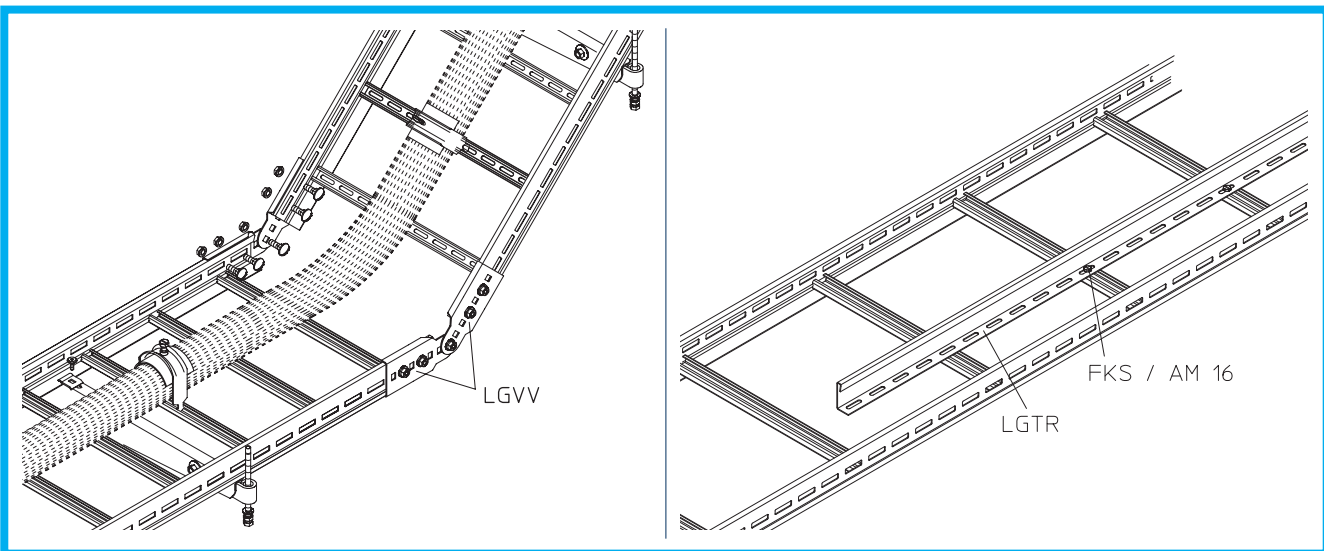
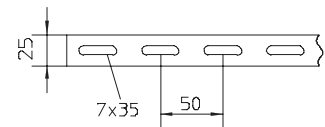
LGTR 60S
LGTR 60F
LGTR 60E

LGTR 100S
LGTR 100F
LGTR 100E

inkl. 3 x FKS 6x10
3 x AM16 M6

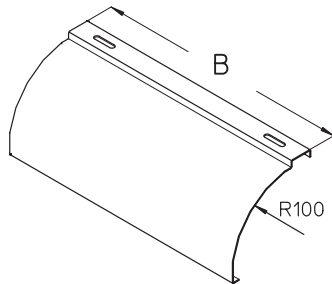
33	1,50
33	1,60
33	1,50
80	2,70
80	2,90
80	2,70

G9
G14



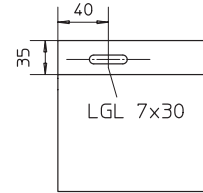
Zubehör
Accessories
Accessoires
Accesorios

LGKAB



S F E

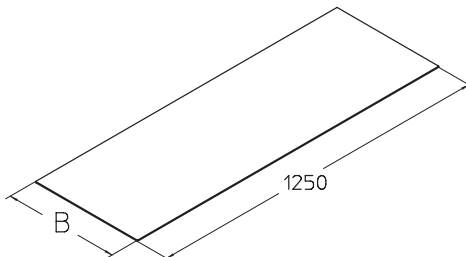
	B mm	kg
LGKAB 20S	140	0,41
LGKAB 30S	240	0,68
LGKAB 40S	340	0,95
LGKAB 50S	440	1,22
LGKAB 60S	540	1,49
LGKAB 20F	140	0,44
LGKAB 30F	240	0,73
LGKAB 40F	340	1,02
LGKAB 50F	440	1,31
LGKAB 60F	540	1,60
LGKAB 20E	140	0,41
LGKAB 30E	240	0,68
LGKAB 40E	340	0,95
LGKAB 50E	440	1,22
LGKAB 60E	540	1,49



inkl. 2 x FKS 6x10
2 x AM16 M6

G9
G14

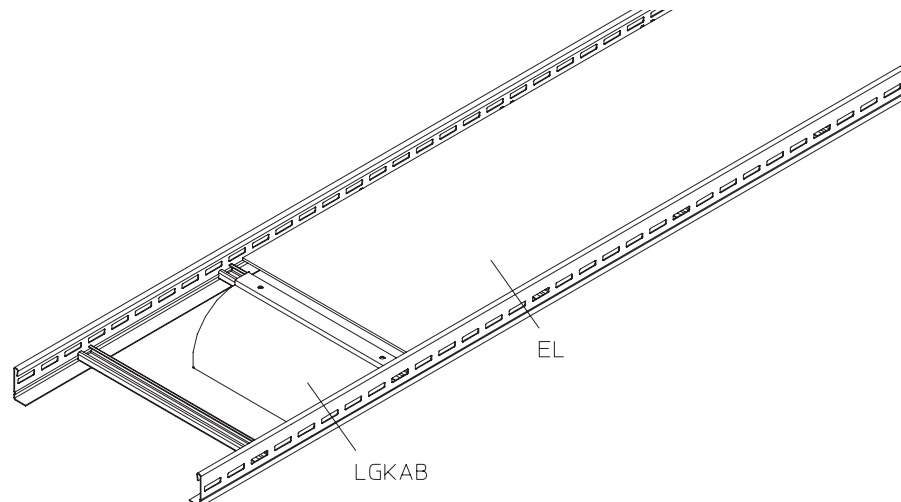
EL



EL 20	190	1,30
EL 30	290	2,00
EL 40	390	2,60
EL 50	490	3,30
EL 60	590	4,00

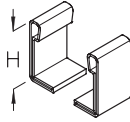


Faserzementplatte



Zubehör
Accessories
Accessoires
Accesorios

SL



PE

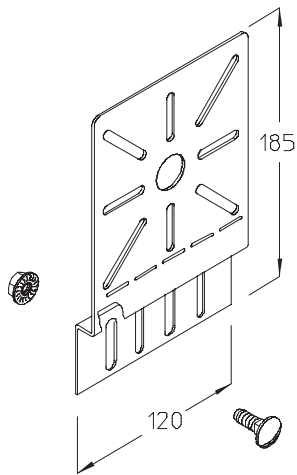
SL 60
SL 100

H
mm kg/Satz

60 0,03
100 0,04

kg

MP-L



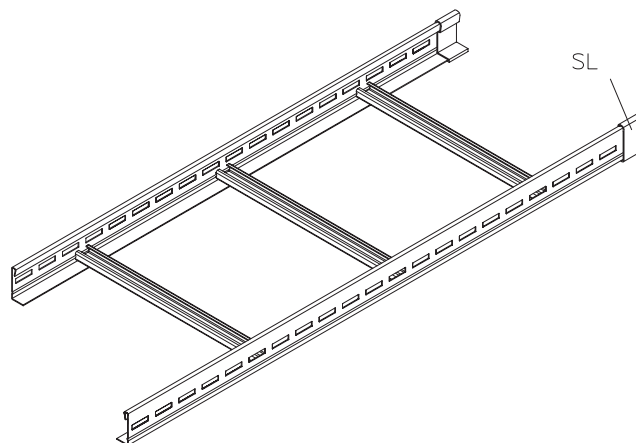
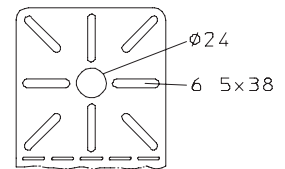
S F E4

MP-L 60S
MP-L 60F
MP-L 60E4

0,16
0,17
0,16

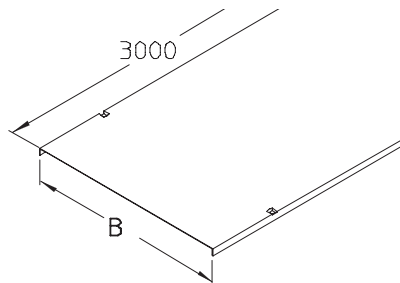
inkl. 1 x KLS 8x16

G8



Deckel
Covers
Couvercles
Tapas

LD

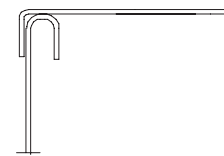


S F E

	H mm	B mm	L mm	kg
LD 20S	206			4,10
LD 30S	306			7,80
LD 40S	406			10,10
LD 50S	506			15,60
LD 60S	606			18,50

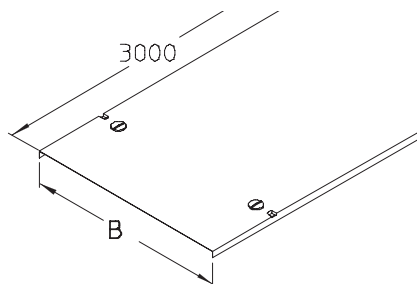
LD 20F	206			4,70
LD 30F	306			8,60
LD 40F	406			11,20
LD 50F	506			17,00
LD 60F	606			20,30

LD 20E	206			4,40
LD 30E	306			7,80
LD 40E	406			10,20
LD 50E	506			15,10
LD 60E	606			17,60



Bei Einsatz von Deckeln im Freien sind besondere Maßnahmen gegen Windeinflüsse zu treffen. Drehriegel sind auf keinen Fall ein ausreichendes Sicherungselement.

LDR



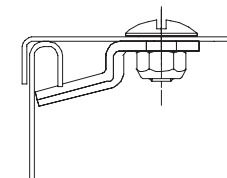
S F E

LDR 20S	206			4,10
LDR 30S	306			7,80
LDR 40S	406			10,10
LDR 50S	506			15,60
LDR 60S	606			18,50

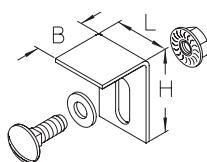
LDR 20F	206			4,70
LDR 30F	306			8,60
LDR 40F	406			11,20
LDR 50F	506			17,00
LDR 60F	606			20,30

LDR 20E	206			4,40
LDR 30E	306			7,80
LDR 40E	406			10,20
LDR 50E	506			15,10
LDR 60E	606			17,60

Sturmsicherungswinkel geeignet für den Einsatz im Freien.



LD-SW



F E

LD-SW F	46	30	30	0,15
LD-SW E	46	30	30	0,15

inkl. 1 x KLS 8x16
1 x UVS M8

G8
G11

