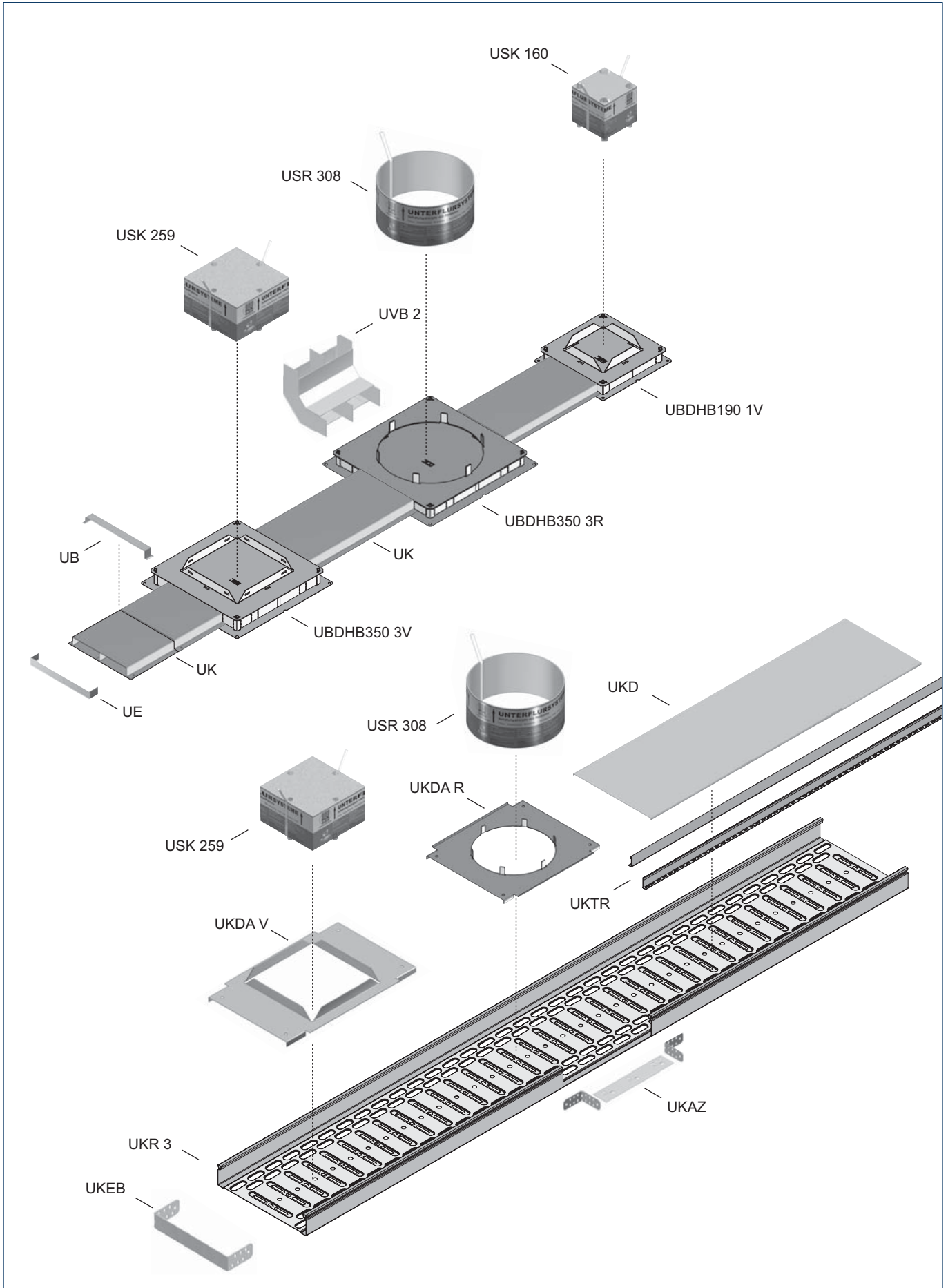


<p>Unterflurkanal</p>		<p>B5 - B7</p>
<p>Hohlraumbodendose</p>		<p>B9 - B12</p>
<p>Kabelkanal</p>		<p>B15 - B17</p>
<p>Schalungskörper</p>		<p>B19</p>
<p>Zubehör</p>		<p>B21</p>




Estrichüberdeckte Kanalsysteme Stichwortregister

Artikel	Langbezeichnung	Seite	Artikel	Langbezeichnung	Seite
SNA	Nageldübel	B21			
UB	Befestigungsbügel	B5			
UBDEK	Erdungsklemme	B21			
UBDEL	Erdungslasche	B21			
UBDHB 122R	Hohlraumbodendose 1-fach, rund	B12			
UBDHB190 1R	Hohlraumbodendose 1-fach, rund	B12			
UBDHB190 1V	Hohlraumbodendose 1-fach, viereckig	B11			
UBDHB250 2R	Hohlraumbodendose 2-fach, rund	B10			
UBDHB250 2V	Hohlraumbodendose 2-fach, viereckig	B11			
UBDHB250 3V	Hohlraumbodendose 3-fach, viereckig	B10			
UBDHB350 3R	Hohlraumbodendose 3-fach, rund	B9			
UBDHB350 3V	Hohlraumbodendose 3-fach, viereckig	B9			
UBKM	Bitumenkleber	B21			
UBRS	Brandschutzschott	B7			
UE	Endstück	B7			
UGKB	Gewebeklebeband	B21			
UK	estrichüberdeckter Kanal, 2-zügig	B5			
UKAZ	Anbauszubehör	B17			
UKD	Kabelkanal Blinddeckel	B15			
UKDA 185V	Kabelkanal Montagedeckel, viereckig	B16			
UKDA 260R	Kabelkanal Montagedeckel, rund	B16			
UKDA 260V	Kabelkanal Montagedeckel, viereckig	B16			
UKDA 308R	Kabelkanal Montagedeckel, rund	B16			
UKEB	Endblech	B17			
UKL	estrichüberdeckter Kanal, 3-zügig	B5			
UKR 2	Kabelkanalunterteil, 2-zügig	B15			
UKR 3	Kabelkanalunterteil, 3-zügig	B15			
UKR S	estrichüberdeckter Kabelkanal	B15			
UKTR	Trennsteg	B17			
UM	Befestigungsmuffe	B6			
UN	Nageldübel	B21			
USK	Schalungskörper, viereckig	B19			
USKH	wärmefester Schalungskörper, viereckig	B19			
USKR	Schalungskörper rund	B19			
USR	Schalungsrohr, rund	B19			
USRH	wärmefestes Schalungsrohr, rund	B19			
UVB 2	Vertikalbogen, 2-zügig	B6			
UVB 3	Vertikalbogen, 3-zügig	B6			

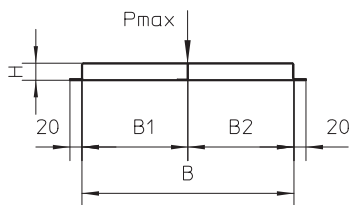
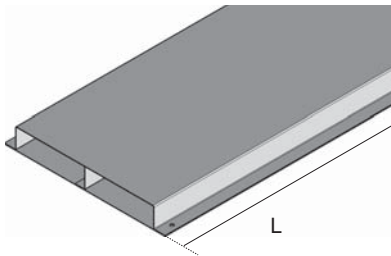




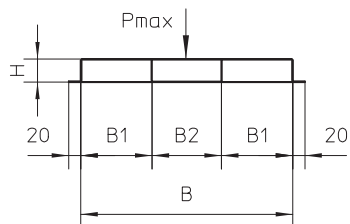
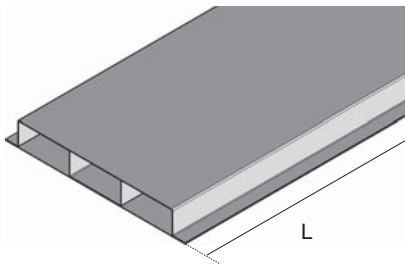
Estrichüberdeckte Kanalsysteme
Unterflurkanal



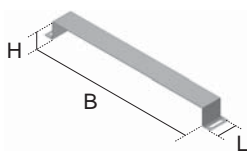
UK
estrichüberdeckter Kanal 2-zügig



UKL
estrichüberdeckter Kanal 3-zügig



UB
Befestigungsbügel

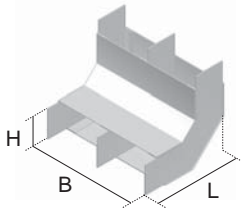


	H mm	B mm	L mm	 kg	B1 mm	B2 mm	P _{max} kN
s							
UK 2-28-190S	28	190	3000	15,5	95	95	0,75
UK 2-28-250S	28	250	3000	19,0	125	125	0,75
UK 2-28-350S	28	350	3000	24,7	175	175	0,75
UK 2-38-190S	38	190	3000	16,5	95	95	0,75
UK 2-38-250S	38	250	3000	19,8	125	125	0,75
UK 2-38-350S	38	350	3000	25,5	175	175	0,75
UK 2-48-190S	48	190	3000	17,3	95	95	0,75
UK 2-48-250S	48	250	3000	20,7	125	125	0,75
UK 2-48-350S	48	350	3000	26,8	175	175	0,75
⇒ UB UGKB UN				 B5 B21 B21			
s							
UKL 3-28-250S	28	250	3000	17,9	82	84	0,75
UKL 3-28-350S	28	350	3000	23,3	116	116	0,75
UKL 3-38-250S	38	250	3000	18,7	82	84	0,75
UKL 3-38-350S	38	350	3000	24,2	115	116	0,75
UKL 3-48-250S	48	250	3000	19,7	82	84	0,75
UKL 3-48-350S	48	350	3000	25,1	115	116	0,75
⇒ UB UGKB UN				 B5 B21 B21			
s							
UB 28-190S	28	194	42	0,09			
UB 28-250S	28	254	42	0,11			
UB 28-350S	28	354	42	0,14			
UB 38-190S	38	194	42	0,10			
UB 38-250S	38	254	42	0,12			
UB 38-350S	38	354	42	0,15			
UB 48-190S	48	194	42	0,10			
UB 48-250S	48	254	42	0,12			
UB 48-350S	48	354	42	0,16			
⇒ UN				 B21			

Andere Abmessungen auf Anfrage.

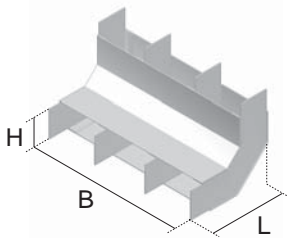
UVB 2

Vertikalbogen 2-zügelig



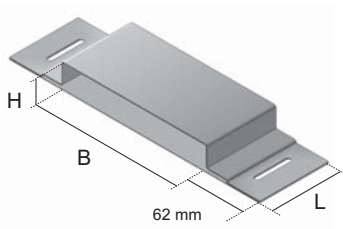
UVB 3

Vertikalbogen 3-zügelig



UM

Befestigungsmuffe



H	B	L	
mm	mm	mm	kg

S

UVB 2-28-190S	29	186	132	1,16
UVB 2-28-250S	29	246	132	1,39
UVB 2-28-350S	29	346	132	1,95
UVB 2-38-190S	39	186	132	1,31
UVB 2-38-250S	39	246	132	1,50
UVB 2-38-350S	39	346	132	2,05
UVB 2-48-190S	49	186	132	1,46
UVB 2-48-250S	49	246	132	1,75
UVB 2-48-350S	49	346	132	2,20



UB
UN



B5
B21

S

UVB 3-28-250S	29	246	132	1,55
UVB 3-28-350S	29	346	132	2,20
UVB 3-38-250S	39	246	132	1,70
UVB 3-38-350S	39	346	132	2,40
UVB 3-48-250S	49	246	132	1,95
UVB 3-48-350S	49	346	132	2,60



UB
UN



B5
B21

S


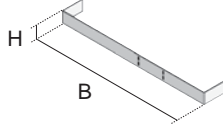
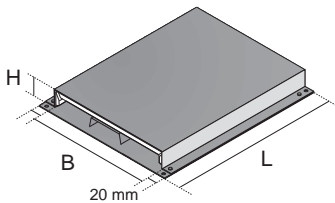

UM 28-190S	28	194	82	0,55
UM 28-250S	28	254	82	0,64
UM 28-350S	28	354	82	0,80
UM 38-190S	38	194	82	0,56
UM 38-250S	38	254	82	0,66
UM 38-350S	38	354	82	0,82
UM 48-190S	48	194	82	0,58
UM 48-250S	48	254	82	0,68
UM 48-350S	48	354	82	0,84



UN




B21

		H mm	B mm	L mm	 kg
UE Endstück 	s				
	UE 28-350S	26	347		0,14
	UE 38-350S	36	347		0,17
	UE 48-350S	46	347		0,20
UBRS Brandschutzschott 	s				
	UBRS 38-350S	55	380	270	2,40
	⇒ UN				 B21
Andere Abmessungen auf Anfrage.					

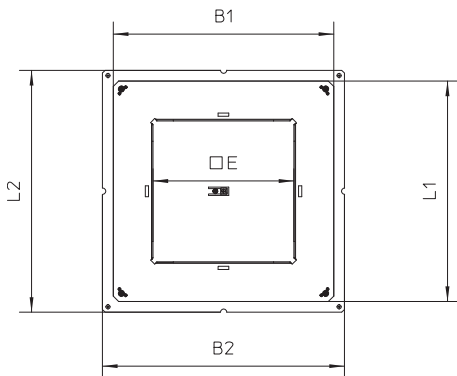
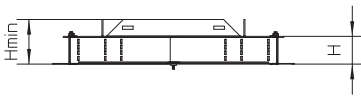
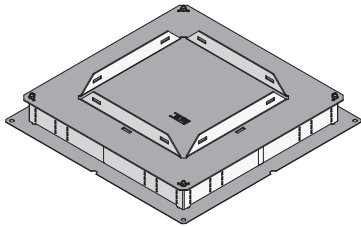


Estrichüberdeckte Kanalsysteme
Hohlraumbodendose



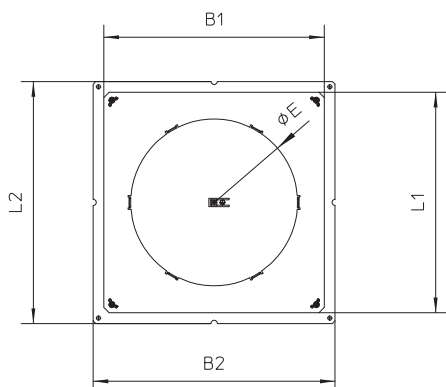
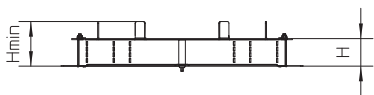
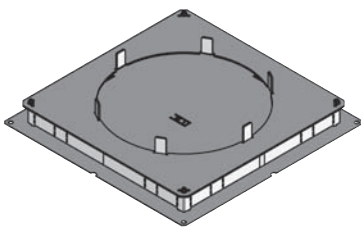
UBDHB350 3V




Hohlraumbodendose 3-fach, viereckig



UBDHB350 3R

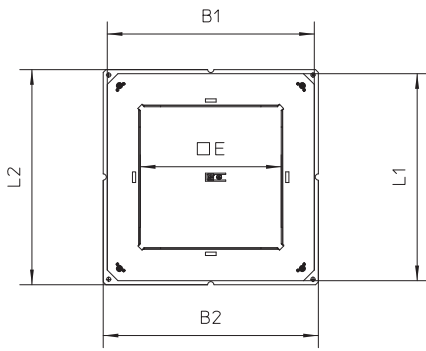
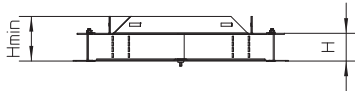
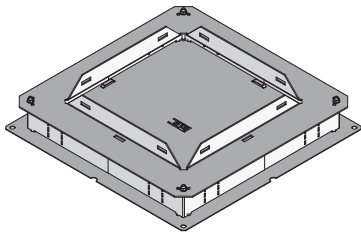
Hohlraumbodendose 3-fach, rund



	H mm	H _{min} mm	B1 mm	L1 mm	 kg	B2 mm	L2 mm	E mm
S								
UBDHB350 28-259V	31	67	410	410	3,9	450	450	262
UBDHB350 38-259V	41	77	410	410	4,0	450	450	262
UBDHB350 48-259V	51	87	410	410	4,1	450	450	262
								
⇒ USK					B19			
UN					B21			
S								
UBDHB350 28-308R	31	67	410	410	3,4	450	450	310
UBDHB350 38-308R	41	77	410	410	3,5	450	450	310
UBDHB350 48-308R	51	87	410	410	3,6	450	450	310
								
⇒ USR					B19			
UN					B21			

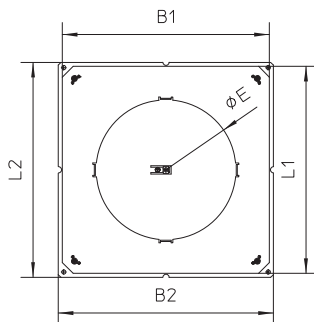
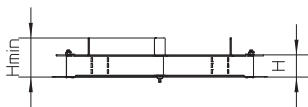
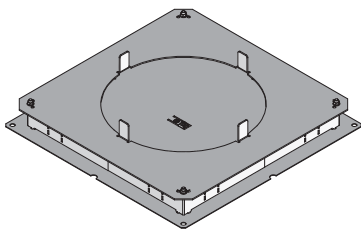
UBDHB250 3V




Hohlraumbodendose 3-fach, viereckig



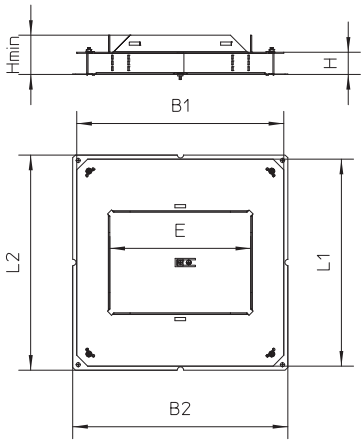
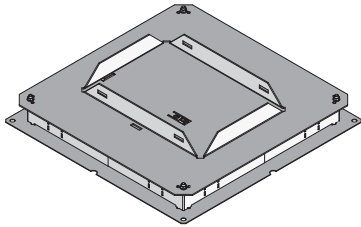
UBDHB250 2R

Hohlraumbodendose 2-fach, rund

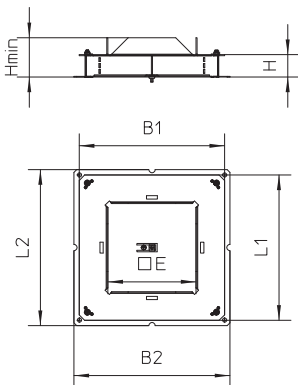
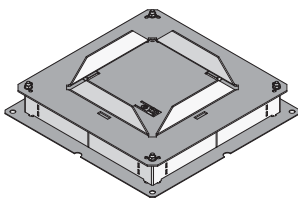





	H mm	H _{min} mm	B1 mm	L1 mm	 kg	B2 mm	L2 mm	E mm
S								
UBDHB250 28-259V	31	76	385	385	3,3	400	400	262
UBDHB250 38-259V	41	77	385	385	3,4	400	400	262
UBDHB250 48-259V	51	87	385	385	3,5	400	400	262
								
⇒ USK UN					B19 B21			
S								
UBDHB250 28-259R	31	67	385	385	3,1	400	400	260
UBDHB250 38-259R	41	77	385	385	3,2	400	400	260
UBDHB250 48-259R	51	87	385	385	3,3	400	400	260
								
⇒ USR UN					B19 B21			

UBDHB250 2V
Hohlraumbodendose 2-fach, viereckig



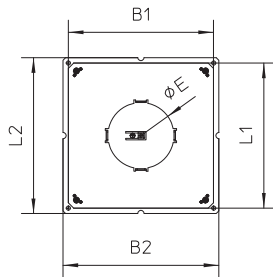
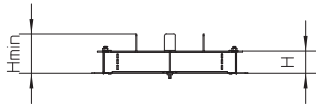
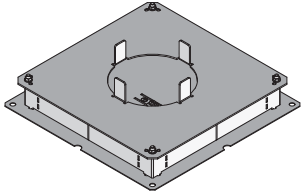
UBDHB190 1V
Hohlraumbodendose 1-fach, viereckig



	H mm	H _{min} mm	B1 mm	L1 mm	 kg	B2 mm	L2 mm	E mm
S								
UBDHB250 28-185V	31	67	385	385	3,5	400	400	187x262
UBDHB250 38-185V	41	77	385	385	3,6	400	400	187x262
UBDHB250 48-185V	51	87	385	385	3,7	400	400	187x262
					 B19 B21			
⇒	USK							
	UN							
S								
UBDHB190 28-160V	31	67	270	270	1,2	290	290	165
UBDHB190 38-160V	41	77	270	270	1,9	290	290	165
UBDHB190 48-160V	51	87	270	270	2,0	290	290	165
					 B19 B21			
⇒	USK							
	UN							

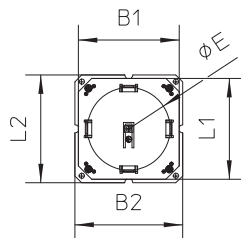
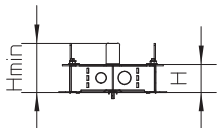
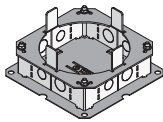
UBDHB190 1R

Hohlraumbodendose 1-fach, rund



UBDHB 122R

Hohlraumbodendose 1-fach, rund



	H mm	H _{min} mm	B1 mm	L1 mm	 kg	B2 mm	L2 mm	E mm
--	---------	------------------------	----------	----------	---	----------	----------	---------

S

UBDHB190 28-122R	31	67	270	270	1,6	290	290	123
UBDHB190 38-122R	41	77	270	270	1,7	290	290	123
UBDHB190 48-122R	51	87	270	270	1,8	290	290	123



USKR
UN



B19
B21

S

UBDHB 38-122R	42	73	150	150	0,6	160	160	123
---------------	----	----	-----	-----	-----	-----	-----	-----



USKR
UN



B19
B21



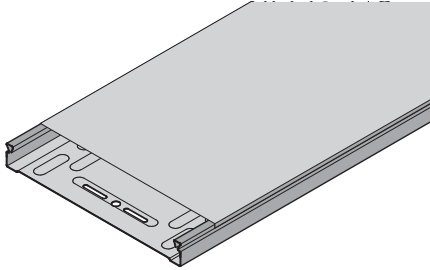
A large grid of dashed lines for taking notes, consisting of approximately 20 columns and 30 rows.



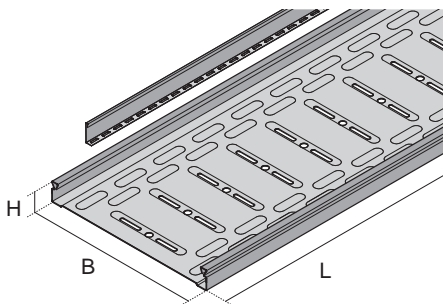
Estrichüberdeckte Kanalsysteme
Kabelkanal



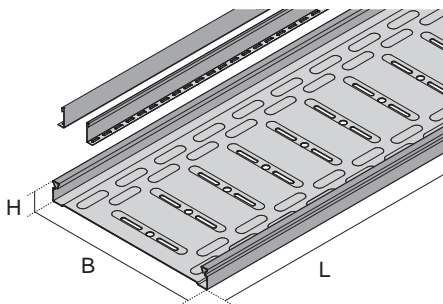
UKR S
estrichüberdeckter Kabelkanal



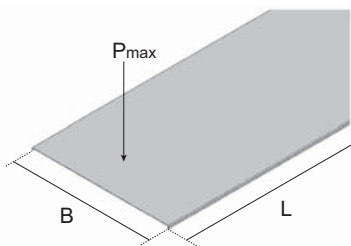
UKR 2
Kabelkanalunterteil 2-züigig







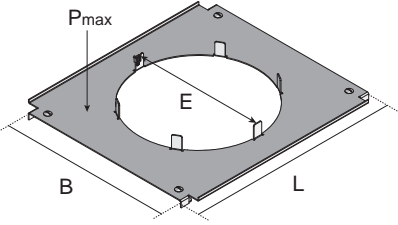

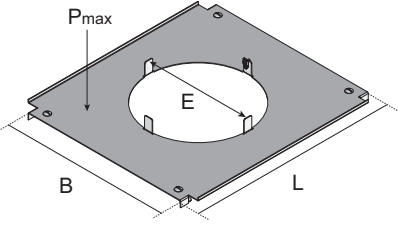

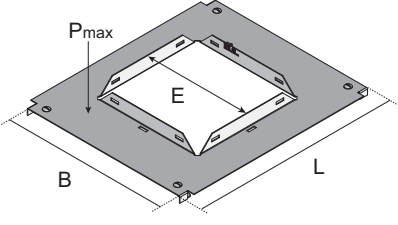

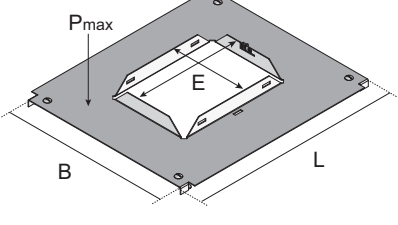

UKR 3
Kabelkanalunterteil 3-züigig

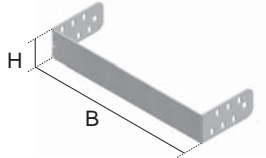


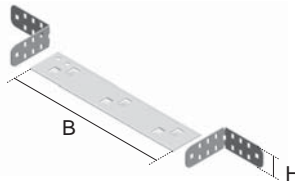


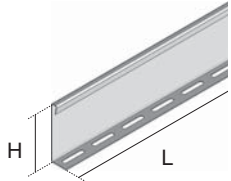



UKD
Kabelkanal Blinddeckel



	H mm	B mm	L mm	 kg	P _{max} kN
S					
Der estrichüberdeckte Kabelkanal setzt sich aus folgenden Bestandteilen zusammen: 1x Kabelkanalunterteil UKR, 1x Kabelkanalblinddeckel UKD und 1x bzw. 2x Trennsteg UKTR mit entsprechenden Montage- und Verbindungsmaterialien.					
S					
UKR 35-30S	35	300	3000	8,9	
inkl.	1 x UKTR 3 x SNA 6x30/5				B17 B21
⇒	VB				KB-B21
S					
UKR 35-40S	35	400	3000	14,2	
UKR 35-50S	35	500	3000	15,4	
UKR 60-40S	60	400	3000	19,8	
UKR 60-50S	60	500	3000	23,9	
UKR 85-40S	85	400	3000	23,4	
UKR 85-50S	85	500	3000	27,5	
UKR 110-40S	110	400	3000	28,7	
UKR 110-50S	110	500	3000	31,0	
inkl.	2 x UKTR 6 x SNA 6x30/5				B17 B21
⇒	VB				KB-B21
S					
UKD 30S		300	3000	7,9	0,75
UKD 40S		400	3000	10,2	0,75
UKD 50S		500	3000	19,0	0,75

		B mm	L mm	 kg	P _{max} kN	E mm
UKDA 308R Kabelkanal Montagedeckel, rund 	S UKDA-308R 40S UKDA-308R 50S	400	495	2,3	0,75	Ø 310
		500	595	3,9	0,75	Ø 310
	⇒ USR UBDEL			 B19 B21		
UKDA 260R Kabelkanal Montagedeckel, rund 	S UKDA-260R 30S UKDA-260R 40S UKDA-260R 50S	300	420	1,2	0,75	Ø 260
		400	495	2,1	0,75	Ø 260
		500	595	4,4	0,75	Ø 260
	⇒ USR UBDEL			 B19 B21		
UKDA 260V Kabelkanal Montagedeckel, viereckig 	S UKDA-260V 40S UKDA-260V 50S	400	495	2,0	0,75	□ 262
		500	595	3,3	0,75	□ 262
	⇒ USR UBDEL			 B19 B21		
UKDA 185V Kabelkanal Montagedeckel, viereckig 	S UKDA-185V 30S UKDA-185V 40S UKDA-185V 50S	300	420	1,3	0,75	262x187
		400	495	2,2	0,75	262x187
		500	595	3,4	0,75	262x187
	⇒ USK UBDEL			 B19 B21		

	H mm	B mm	L mm	kg
UKEB Endblech				
				
s				
UKEB 35-30S	35	300		0,13
UKEB 35-40S	35	400		0,16
UKEB 35-50S	35	500		0,19
UKEB 60-40S	60	400		0,31
UKEB 60-50S	60	500		0,36
				
inkl. 1 x KLR				KB-G3
UKEB 85-40S	85	400		0,64
UKEB 85-50S	85	500		0,75
UKEB 110-40S	115	400		0,93
UKEB 110-50S	115	500		1,10
				
inkl. 2 x KLR				KB-G3
UKAZ Anbauzubehör				
				
s				
UKAZ 35-30S	35	300		0,4
UKAZ 35-40S	35	400		0,5
UKAZ 35-50S	35	500		0,6
UKAZ 60-40S	60	400		1,2
UKAZ 60-50S	60	500		1,3
				
inkl. 2 x SNA 6x30/5 2 x KLR				B21 KB-G3
UKAZ 85-40S	85	400		1,4
UKAZ 85-50S	85	500		1,6
UKAZ 110-40S	110	400		1,7
UKAZ 110-50S	110	500		1,8
				
inkl. 2 x SNA 6x30/5 4 x KLR				B21 KB-G3
UKTR Trennsteg				
				
s				
UKTR 35S	33	3000		1,6
UKTR 60S	57	3000		2,1
UKTR 85S	80	3000		2,8
UKTR 110	107	3000		4,8
				
⇒ SNA				B21




Estrichüberdeckte Kanalsysteme Schalungskörper










		H mm	B mm	L mm	 kg	D mm	TL mm	T _{max} °C
USR Schalungsrohr rund 	KT							
	USR 308-150	150			0,42	308		
	USR 308-225	225			0,60	308		
	USR 259-150	150			0,30	260		
USKR Schalungskörper rund 	STY							
	USK 120R-150	150			0,42	122		
USK Schalungskörper viereckig 	STY							
	USK 259V-150	150	261	261	0,19			
	USK 259V-225	225	261	261	0,24			
	USK 185V-150	150	261	186	0,16			
	USK 160V-150	150	164	164	0,14			
USRH wärmefestes Schalungsrohr, rund 	S							
	USRH 308-200	250			1,9	308	< 2	250
USKH wärmefester Schalungskörper, viereckig 	H							
	USKH 259V-200	200	261	261	2,9		< 2	250



Estrichüberdeckte Kanalsysteme
Zubehör



		L mm	 kg
UN Nageldübel		z UN 5/38	< 0,01
SNA Nageldübel		z SNA 6x30/5	0,02
UGKB Gewebeklebeband		PET UGKB	50000 0,40
UBKM Bitumenkleber		UBKM	< 0,50
UBDEL Erdungslasche		s UBDEL	< 0,01
UBDEK Erdungsklemme		s UBDEK	< 0,01



Estrichüberdeckte Kanalsysteme
Notizen

A large, empty grid of small squares, typical of graph paper, occupying the majority of the page. The grid lines are thin and light gray, providing a structured space for taking notes or drawing technical diagrams.