


Installation trunking

Stago

The high-performance range
of steel trunking




Stago installation trunking is designed for modern offices



Several benefits to simplify your work

- Wide range
- Pre-punched key-holes
- Optimal cable capacity
- Simple and safe earthing
- Easy to install



A versatile trunking

Stago steel installation trunking system is intended for mounting directly onto the wall or on brackets, on floor or desk level.



Easy and fast to install –
snap-in functions

It is a metal trunking with non-accessory earthing of the cover. The electric contact between the trunking base and the cover is obtained by small clamps that are pre-punched on every 100th millimetre in the upper edge of the front opening.

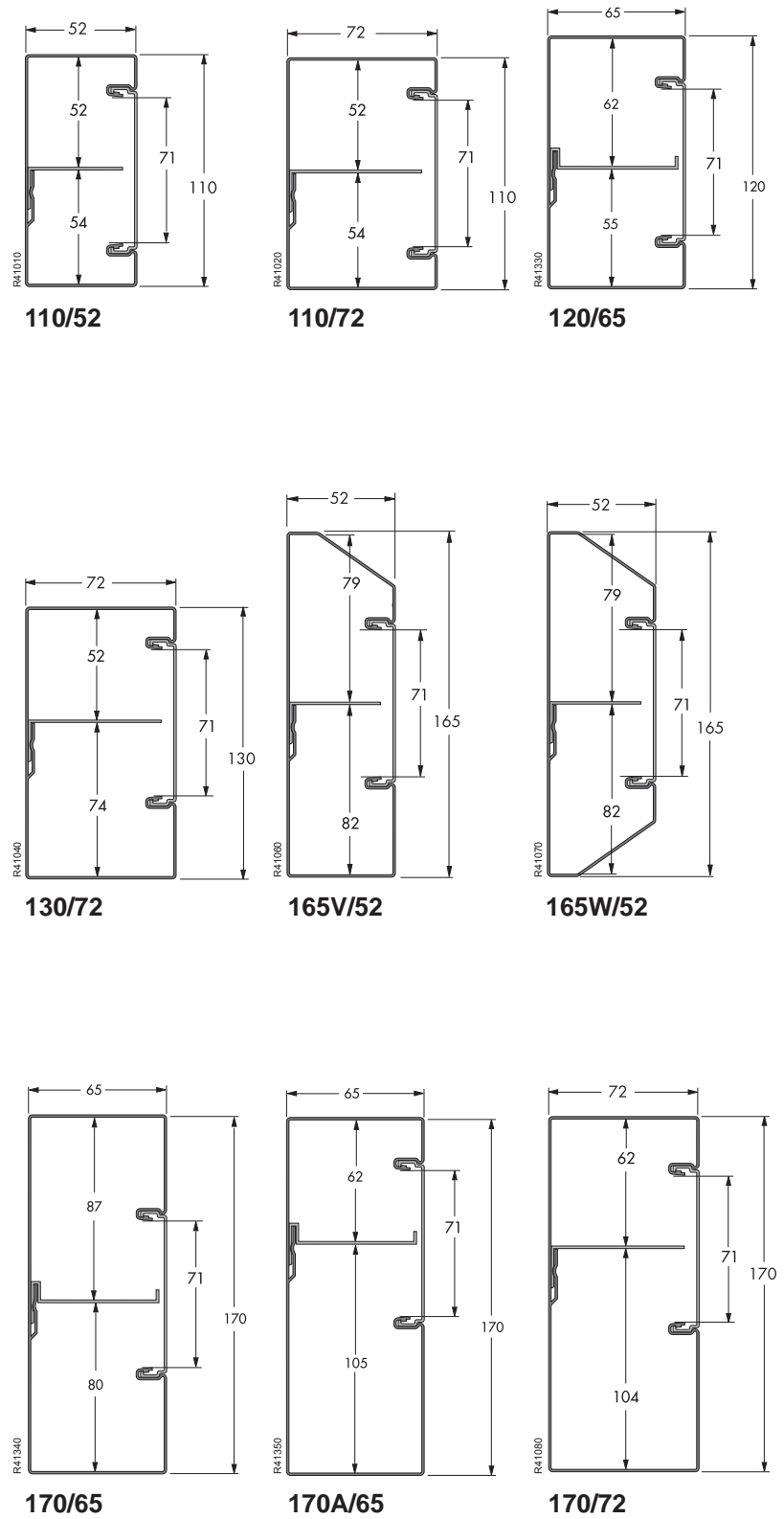
The range includes trunking of U-type and chamfer type (V and W) with one or two compartments. The two-compartment base is provided with an integrated and removable partition wall, pre-punched every 200 millimetres.

Stago trunking system is well suited for all types of applications, thanks to the broad range of form-pieces (internal and external corners, 90° bends and T-pieces) and accessories. The base can be divided into compartments by cable shelves, which allows segregation of power and low voltage cables.

Stago trunking are compatible with wiring devices CYB, outlet boxes MIB, brackets TTA and accessories in the TTI and TTS ranges.

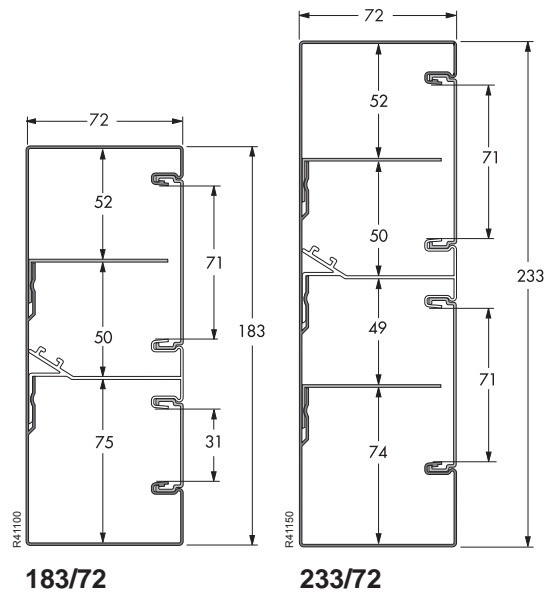
Stago installation trunking

Design and dimensions



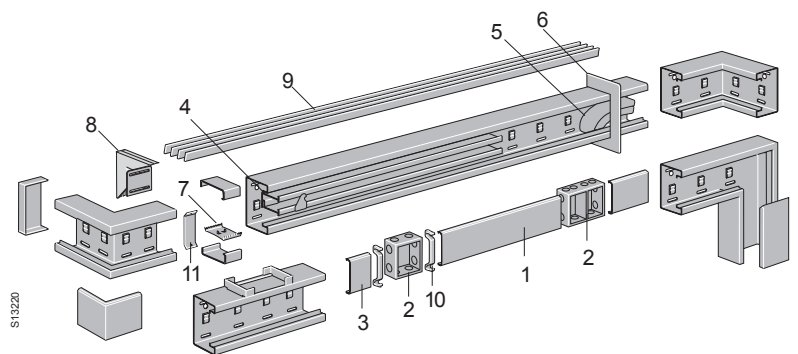
Stago installation trunking

Design and dimensions



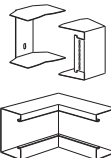

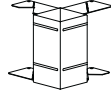
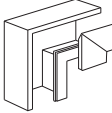
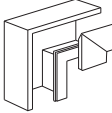
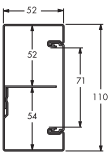
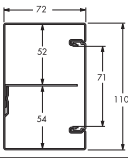
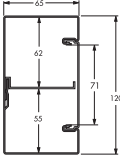
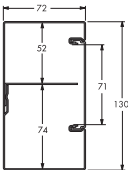
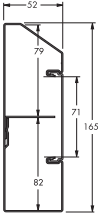
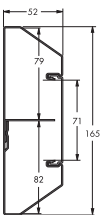


Exploded view

- 1 Front cover F80
 - 2 Socket outlet box
 - 3 Outlet front cover (kit)
 - 4 Cable shelf
 - 5 Sound insulation strip
 - 6 Wall collar
 - 7 Jointing piece
 - 8 Wall bracket
 - 9 Ventilation ribs
 - 10 Front cover brace
 - 11 Earthing clamp
- Other parts, see range tables.



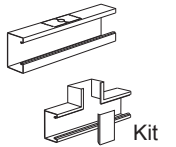


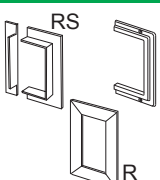
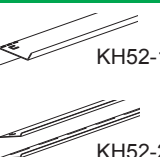
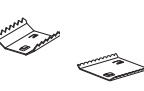
Product range

In the matrix: Type Ref. No. Material/Finish	 L66270	 L15660	 L15660	 L58010 L66810	 L58020	 P81374	 L58030
	Trunking base	Front cover	Internal corner	External corner, kit	Universal corner	Bend, 90°, kit	
110/52 	INS5550003 ¹⁾ INS5550002 ²⁾ INS5550001 ³⁾ INS5540001 ⁴⁾	INS5596003 ¹⁾ INS5596007 ²⁾ INS5596006 ³⁾ INS5580096 ⁴⁾ INS5596005 ⁵⁾	INS5550203 ¹⁾ INS5550202 ²⁾ INS5550201 ³⁾ INS5540101 ⁴⁾	INS5550403 ¹⁾ INS5550402 ²⁾ INS5550401 ³⁾ INS5540211 ⁴⁾	INS5550103 ¹⁾ INS5550102 ²⁾ INS5550101 ³⁾	INS5550503 ¹⁾ INS5550502 ²⁾ INS5550501 ³⁾ INS5540311 ⁴⁾	
110/72 	INS5550013 ¹⁾ INS5550012 ²⁾ INS5550011 ³⁾ INS5540011 ⁴⁾	INS5596003 ¹⁾ INS5596007 ²⁾ INS5596006 ³⁾ INS5580096 ⁴⁾ INS5596005 ⁵⁾	INS5550213 ¹⁾ INS5550212 ²⁾ INS5550211 ³⁾ INS5540111 ⁴⁾	INS5550413 ¹⁾ INS5550412 ²⁾ INS5550411 ³⁾ INS5540231 ⁴⁾	INS5550123 ¹⁾ INS5550122 ²⁾ INS5550121 ³⁾	INS 5550513 ¹⁾ INS 5550512 ²⁾ INS 5550511 ³⁾ INS 5540331 ⁴⁾	
120/65 	INS5551003 ¹⁾ INS5551002 ²⁾ INS5551001 ³⁾ INS5551000 ⁵⁾	INS5596003 ¹⁾ INS5596007 ²⁾ INS5596006 ³⁾ INS5580096 ⁴⁾ INS5596005 ⁵⁾	INS5551203 ¹⁾ INS5551202 ²⁾ INS5551201 ³⁾ Adjustable: INS5551303 ¹⁾ INS5551302 ²⁾ INS5551301 ³⁾	INS5551403 ¹⁾ INS5551402 ²⁾ INS5551401 ³⁾	INS5551105 ¹⁾ INS5551104 ²⁾ INS5551103 ³⁾	INS5551503 ¹⁾ INS5551502 ²⁾ INS5551501 ³⁾	
130/72 	INS5552003 ¹⁾ INS5552002 ²⁾ INS5552001 ³⁾ INS5541001 ⁴⁾	INS5596003 ¹⁾ INS5596007 ²⁾ INS5596006 ³⁾ INS5580096 ⁴⁾ INS5596005 ⁵⁾	INS5552203 ¹⁾ INS5552202 ²⁾ INS5552201 ³⁾ INS5541101 ⁴⁾	INS5552403 ¹⁾ INS5552402 ²⁾ INS5552401 ³⁾ INS5541211 ⁴⁾	INS 5552123 ¹⁾ INS 5552122 ²⁾ INS 5552121 ³⁾	INS5552503 ¹⁾ ↑ INS5552502 ²⁾ INS5552501 ³⁾ INS5541311 ⁴⁾ INS5552509 ¹⁾ ↓ INS5552507 ²⁾ INS5552506 ³⁾ INS5541316 ⁴⁾	
165V/52 	INS5554003 ¹⁾ INS5554002 ²⁾ INS5554001 ³⁾	INS5596003 ¹⁾ INS5596007 ²⁾ INS5596006 ³⁾ INS5580096 ⁴⁾ INS5596005 ⁵⁾	INS5554203 ¹⁾ INS5554202 ²⁾ INS5554201 ³⁾	INS5554403 ¹⁾ INS5554402 ²⁾ INS5554401 ³⁾		INS5554503 ¹⁾ INS5554502 ²⁾ INS5554501 ³⁾	
165W/52 	INS5554013 ¹⁾ INS5554012 ²⁾ INS5554011 ³⁾	INS5596003 ¹⁾ INS5596007 ²⁾ INS5596006 ³⁾ INS5580096 ⁴⁾ INS5596005 ⁵⁾	INS5554213 ¹⁾ INS5554212 ²⁾ INS5554211 ³⁾	INS5554413 ¹⁾ INS5554412 ²⁾ INS5554411 ³⁾		INS5554513 ¹⁾ INS5554512 ²⁾ INS5554511 ³⁾	

¹⁾ Powder coated white, RAL 9010
²⁾ Powder coated white, RAL 1013
³⁾ Optional
⁴⁾ Powder coated white, NCS

⁵⁾ Unpainted
⁶⁾ Zinc coated steel, unpainted
⁷⁾ PVC, grey

↑ = Up, riser
 ↓ = Down, dropper
 ← = Left hand
 → = Right hand

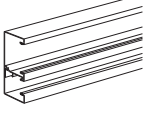
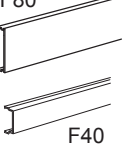
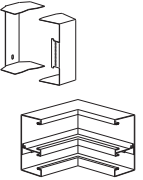
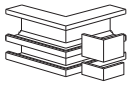
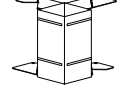
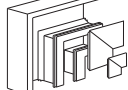
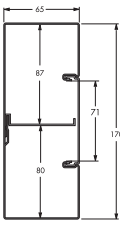
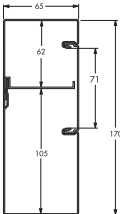
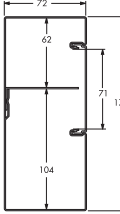
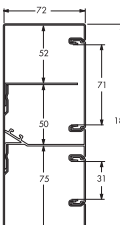
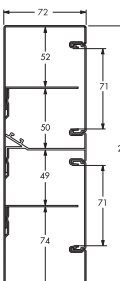
 Kit L60940 P64420	 L56860	 L61080	 L12440 L32060 P120047 P81360	 P81366 P81368	 L54760 L47450
T-piece	Stop end	Joint cover piece	Wall collar	Cable shelf	Joining piece
Kit: INS5550603 ¹⁾ INS5550602 ²⁾ INS5550601 ³⁾	INS5550803 ¹⁾ INS5550802 ²⁾ INS5550801 ³⁾ INS5540601 ⁴⁾	TTS-US110 5595203 ¹⁾ 5595202 ²⁾ 5595201 ³⁾ INS5595204 ⁴⁾	TTI-R110 5591505 ¹⁾	TTS-KH52-1 5591730 ⁶⁾ 5590320 ⁷⁾ TTS-KH52-2 5591733 ⁶⁾ 5590323 ⁷⁾	TTS-JP52 5590930
Kit: INS5550613 ¹⁾ INS5550612 ²⁾ INS5550611 ³⁾	INS5550813 ¹⁾ INS5550812 ²⁾ INS5550811 ³⁾ INS5540611 ⁴⁾	TTS-US110 5595208 ¹⁾ 5595207 ²⁾ 5595206 ³⁾ INS5595209 ⁴⁾	TTI-R110 5591502 ¹⁾ TTI-RS110 5594220 ¹⁾	TTS-KH72-1 5591740 ⁶⁾ 5590332 ⁷⁾ TTS-KH72-2 5591743 ⁶⁾ 5591720 ⁷⁾	TTS-JP72 5590935
Kit: INS5551603 ¹⁾ INS5551602 ²⁾ INS5551601 ³⁾	INS5551803 ¹⁾ INS5551802 ²⁾ INS5551801 ³⁾	TTS-US120: 5595223 ¹⁾ 5595222 ²⁾ 5595221 ³⁾	INS19161200 ²⁾ INS19161270 ¹⁾	INS5596100 ⁶⁾ INS5596110 ⁶⁾ INS19034200 ⁶⁾	INS5596240
INS5552603 ¹⁾ ↑ INS5552602 ²⁾ INS5552601 ³⁾ INS5552606 ³⁾ ↓	INS5552803 ¹⁾ ← INS5552802 ²⁾ INS5552801 ³⁾ INS5541601 ⁴⁾	TTS-US130 5595243 ¹⁾ 5595242 ²⁾ 5595241 ³⁾ INS5595244 ⁴⁾	TTI-CR130 5594595 ¹⁾	TTS-KH72-1 5591740 ⁶⁾ 5590332 ⁷⁾ TTS-KH72-2 5591743 ⁶⁾ 5591720 ⁷⁾	TTS-JP72 5590935
Kit: INS5554603 ¹⁾ INS5554602 ²⁾ INS5554601 ³⁾	INS5554803 ¹⁾ ← INS5554802 ²⁾ INS5554801 ³⁾ INS5554808 ¹⁾ → INS5554807 ²⁾ INS5554806 ³⁾	TTS-US165V 5595263 ¹⁾ 5595262 ²⁾ 5595261 ³⁾		TTS-KH52-1 5591730 ⁶⁾ 5590320 ⁷⁾ TTS-KH52-2 5591733 ⁶⁾ 5590323 ⁷⁾	TTS-JP52 5590930 TTS-JP52VW 5590950
Kit: INS 5554613 ¹⁾ INS 5554612 ²⁾ INS 5554611 ³⁾	INS5554813 ¹⁾ INS5554812 ²⁾ INS5554811 ³⁾	TTS-US165W 5595283 ¹⁾ 5595282 ²⁾ 5595281 ³⁾		TTS-KH52-1 5591730 ⁶⁾ 5590320 ⁷⁾ TTS-KH52-2 5591733 ⁶⁾ 5590323 ⁷⁾	TTS-JP52VW 5590950

¹⁾ Powder coated white, RAL 9010
²⁾ Powder coated white, RAL 1013
³⁾ Optional
⁴⁾ Powder coated white, NCS

⁵⁾ Unpainted
⁶⁾ Zinc coated steel, unpainted
⁷⁾ PVC, grey

↑ = Up, riser
 ↓ = Down, dropper
 ← = Left hand
 → = Right hand

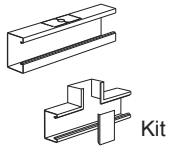


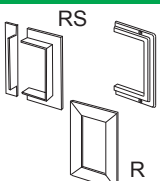
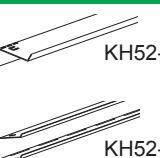
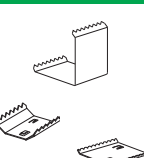
Product range

In the matrix: Type Ref. No. Material/Finish	 L60370	 F80 F40	 L19860 L20180 L60380 L60800	 L60380	 P81374	 L60400
	Trunking base	Front cover	Internal corner	External corner, kit	Universal corner	Bend, 90°, kit
170/65 	INS5553003 ¹⁾ INS5553002 ²⁾ INS5553001 ³⁾ INS5553000 ⁵⁾	INS5596003 ¹⁾ INS5596007 ²⁾ INS5596006 ³⁾ INS5580096 ⁴⁾ INS5596005 ⁵⁾	INS5553203 ¹⁾ INS5553202 ²⁾ INS5553201 ³⁾ Adjustable: INS5553303 ¹⁾ INS5553302 ²⁾ INS5553301 ³⁾	INS5553403 ¹⁾ INS5553402 ²⁾ INS5553401 ³⁾	INS5553109 ¹⁾ INS5553107 ²⁾ INS5553106 ³⁾	INS5553503 ¹⁾ INS5553502 ²⁾ INS5553501 ³⁾
170A/65 	INS5553013 ¹⁾ INS5553012 ²⁾ INS5553011 ³⁾ INS5553010 ⁵⁾	INS5596003 ¹⁾ INS5596007 ²⁾ INS5596006 ³⁾ INS5580096 ⁴⁾ INS5596005 ⁵⁾	INS5553213 ¹⁾ INS5553212 ²⁾ INS5553211 ³⁾ Adjustable: INS5553313 ¹⁾ INS5553312 ²⁾ INS5553311 ³⁾	INS5553413 ¹⁾ INS5553412 ²⁾ INS5553411 ³⁾	INS5553102 ¹⁾ INS5553104 ²⁾ INS5553103 ³⁾	INS5553513 ¹⁾ ↑ INS5553512 ²⁾ INS5553511 ³⁾ INS5553519 ¹⁾ ↓ INS5553517 ²⁾ INS5553516 ³⁾
170/72 	INS5553023 ¹⁾ INS5553022 ²⁾ INS5553021 ³⁾ INS5544001 ⁴⁾	INS5596003 ¹⁾ INS5596007 ²⁾ INS5596006 ³⁾ INS5580096 ⁴⁾ INS5596005 ⁵⁾	INS5553223 ¹⁾ INS5553222 ²⁾ INS5553221 ³⁾ INS5544101 ⁴⁾	INS5553423 ¹⁾ INS5553422 ²⁾ INS5553421 ³⁾ INS5544211 ⁴⁾	INS5553123 ¹⁾ INS5553122 ²⁾ INS5553121 ³⁾	INS5553523 ¹⁾ ↑ INS5553522 ²⁾ INS5553521 ³⁾ INS5544311 ⁴⁾ INS5553525 ¹⁾ ↓ INS5553527 ²⁾ INS5553526 ³⁾ INS5544316 ⁴⁾
183/72 	INS5555003 ¹⁾ INS5555002 ²⁾ INS5555001 ³⁾	F80: INS5596003 ¹⁾ INS5596007 ²⁾ INS5596006 ³⁾ INS5580096 ⁴⁾ INS5596005 ⁵⁾ F40: INS35596019 ¹⁾ INS35596017 ²⁾ INS35596016 ³⁾	INS5555203 ¹⁾ INS5555202 ²⁾ INS5555201 ³⁾	INS5555403 ¹⁾ INS5555402 ²⁾ INS5555401 ³⁾	INS5555503 ¹⁾ ↑ INS5555502 ²⁾ INS5555501 ³⁾ INS5555505 ¹⁾ ↓ INS5555507 ²⁾ INS5555506 ³⁾	
233/72 	INS5558003 ¹⁾ INS5558002 ²⁾ INS5558001 ³⁾	INS5596003 ¹⁾ INS5596007 ²⁾ INS5596006 ³⁾ INS5580096 ⁴⁾ INS5596005 ⁵⁾	INS5558203 ¹⁾ INS5558202 ²⁾ INS5558201 ³⁾	INS5558403 ¹⁾ INS5558402 ²⁾ INS5558401 ³⁾	INS5558503 ¹⁾ ↑ INS5558502 ²⁾ INS5558501 ³⁾ INS5558505 ¹⁾ ↓ INS5558507 ²⁾ INS5558506 ³⁾	

¹⁾ Powder coated white, RAL 9010
²⁾ Powder coated white, RAL 1013
³⁾ Optional
⁴⁾ Powder coated white, NCS

⁵⁾ Unpainted
⁶⁾ Zinc coated steel, unpainted
⁷⁾ PVC, grey

↑ = Up, riser
 ↓ = Down, dropper
 ← = Left hand
 → = Right hand



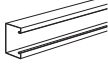
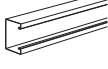
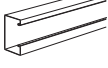







 Kit <small>L60940 P64420</small>	 <small>L56860</small>	 <small>L61080</small>	 <small>L32060 P120047 L12440</small>	 <small>P81366 P81368</small>	 <small>L54760 L47460 L60690</small>
T-piece	Stop end	Joint cover piece	Wall collar	Cable shelf	Joining piece
Kit: INS5553603 ¹⁾ INS5553602 ²⁾ INS5553601 ³⁾	INS5553803 ¹⁾ INS5553802 ²⁾ INS5553801 ³⁾	TTS/US170 5595303 ¹⁾ 5595302 ²⁾ 5595301 ³⁾	INS19161700 ²⁾ INS19161770 ¹⁾	INS5596100 ⁶⁾ INS5596110 ⁶⁾ INS19034700 ⁶⁾	INS5596240
Kit: INS5553613 ¹⁾ INS5553612 ²⁾ INS5553611 ³⁾	INS5553803 ¹⁾ INS5553802 ²⁾ INS5553801 ³⁾	TTS/US170 5595303 ¹⁾ 5595302 ²⁾ 5595301 ³⁾	INS19161700 ²⁾ INS19161770 ¹⁾	INS5596100 ⁶⁾ INS5596110 ⁶⁾ INS19034700 ⁶⁾	INS5596240 INS5596241
INS5553623 ¹⁾ ↑ INS5553622 ²⁾ INS5553621 ³⁾ INS5553626 ³⁾ ↓	INS5553813 ¹⁾ INS5553812 ¹⁾ INS5553811 ³⁾ INS5544601 ⁴⁾	TTS-US170 5595308 ¹⁾ 5595307 ²⁾ 5595306 ³⁾ INS5595309 ⁴⁾	TTI-CR170 5594635 ¹⁾	TTS-KH72-1 5591740 ⁶⁾ 5590332 ⁷⁾ TTS-KH72-2 5591743 ⁶⁾ 5591720 ⁷⁾ INS19034700 ⁶⁾	TTS-JP72 5590935
INS5555603 ¹⁾ ↑ INS5555602 ²⁾ INS5555601 ³⁾ INS5555606 ³⁾ ↓	INS5555803 ¹⁾ INS5555802 ²⁾ INS5555801 ³⁾	TTS-US183 5595323 ¹⁾ 5595322 ²⁾ 5595321 ³⁾	TTI-RS183 5594300 ¹⁾	TTS-KH72-1 5591740 ⁶⁾ 5590332 ⁷⁾ TTS-KH72-2 5591743 ⁶⁾ 5591720 ⁷⁾	TTS-JP72 5590935
INS5558603 ¹⁾ ↑ INS5558602 ²⁾ INS5558601 ³⁾ INS5558606 ³⁾ ↓	INS5558803 ¹⁾ INS5558802 ²⁾ INS5558801 ³⁾	TTS-US233 5595383 ¹⁾ 5595382 ²⁾ 5595381 ³⁾	TTI-R233 5591630 ¹⁾	TTTS-KH72-1 5590 332 ⁷⁾ 5591 740 ⁶⁾ TTS-KH72-2 5591 720 ⁷⁾ 5591 743 ⁶⁾	TTS-JP72 5590935

¹⁾ Powder coated white, RAL 9010
²⁾ Powder coated white, RAL 1013
³⁾ Optional
⁴⁾ Powder coated white, NCS

⁵⁾ Unpainted
⁶⁾ Zinc coated steel, unpainted
⁷⁾ PVC, grey

↑ = Up, riser
 ↓ = Down, dropper
 ← = Left hand
 → = Right hand

Stago installation trunking Range

Trunking base					
Type	Colour	Dimensions A/B/C (mm)		Qty per package	Ref. No.
Trunking base					
Trunking base for wall surface mounting or on brackets. Can be divided into compartments by cable shelves. To be used with sheet steel front cover. Intended mainly for installation at mid-wall (window-sill) or skirting level. Supplied in the unit Metres (m). Material: Zinc coated sheet steel, unpainted or powder coated.					
L60240 	110 with one compartment	White RAL 9010 White RAL 1013 Optional White NCS	110/52/2500	2.5 m	INS 5550003 INS 5550002 INS 5550001 INS 5540001
L60250 	110 with one compartment	White RAL 9010 White RAL 1013 Optional White NCS	110/72/2500	2.5 m	INS 5550013 INS 5550012 INS 5550011 INS 5540011
L60250 	120 with one compartment	White RAL 9010 White RAL 1013 Optional Unpainted	120/65/3000	3.0 m	INS 5551003 INS 5551002 INS 5551001 INS 5551000
L60270 	130 with one compartment	White RAL 9010 White RAL 1013 Optional White NCS	130/72/2500	2.5 m	INS 5552003 INS 5552002 INS 5552001 INS 5541001
L60010 	165V with one compartment	White RAL 9010 White RAL 1013 Optional	165/52/2500	2.5 m	INS 5554003 INS 5554002 INS 5554001
L60320 	165W with one compartment	White RAL 9010 White RAL 1013 Optional	165/52/2500	2.5 m	INS 5554013 INS 5554012 INS 5554011
L61040 	170 with one compartment	White RAL 9010 White RAL 1013 Optional Unpainted	170/65/3000	3.0 m	INS 5553003 INS 5553002 INS 5553001 INS 5553000
L60330 	170A with one compartment	White RAL 9010 White RAL 1013 Optional Unpainted	170/65/3000	3.0 m	INS 5553013 INS 5553012 INS 5553011 INS 5553010
L60330 	170 with one compartment	White RAL 9010 White RAL 1013 Optional White NCS	170/72/2500	2.5 m	INS 5553023 INS 5553022 INS 5553021 INS 5544001
Trunking base for wall surface mounting or on brackets. Divided into an upper and a lower compartment by an integrated and removable partition wall, pre-punched every 200 mm. Can be divided into further compartments by cable shelves. To be used with sheet steel front cover. Intended mainly for installation at mid-wall (window-sill) or skirting level. Supplied in the unit Metres (m). Material: Zinc coated sheet steel, powder coated.					
L60370 	183 with two compartments	White RAL 9010 White RAL 1013 Optional	183/72/2500	2.5 m	INS 5555003 INS 5555002 INS 5555001
L60540 	233 with two compartments	White RAL 9010 White RAL 1013 Optional	233/72/2500	2.5 m	INS 5558003 INS 5558002 INS 5558001

Internal corners		Type	Colour	Dimensions A/B/C (mm)	Qty per package	Ref. No.
Internal corner						
Internal corner with 80 mm front opening. Can be divided into compartments by cable shelves. To be used with sheet steel front cover. Larger sizes (183 and 233) with integrated and removable partition wall. Material: Zinc coated sheet steel, powder coated.						
L57860		Internal corner 110	White RAL 9010 White RAL 1013 Optional White NCS	110/52/200*	1	INS 5550203 INS 5550202 INS 5550201 INS 5540101
L57910		Internal corner 110	White RAL 9010 White RAL 1013 Optional White NCS	110/72/200*	1	INS 5550213 INS 5550212 INS 5550211 INS 5540111
L57910		Internal corner 120	White RAL 9010 White RAL 1013 Optional	120/65/200*	1	INS 5551203 INS 5551202 INS 5551201
L58010		Internal corner 130	White RAL 9010 White RAL 1013 Optional White NCS	130/72/200*	1	INS 5552203 INS 5552202 INS 5552201 INS 5541101
L58110		Internal corner 165V	White RAL 9010 White RAL 1013 Optional	165/52/200*	1	INS 5554203 INS 5554202 INS 5554201
L58160		Internal corner 165W	White RAL 9010 White RAL 1013 Optional	165/52/200*	1	INS 5554213 INS 5554212 INS 5554211
L61050		Internal corner 170	White RAL 9010 White RAL 1013 Optional	170/65/200*	1	INS 5553203 INS 5553202 INS 5553201
L58210		Internal corner 170A	White RAL 9010 White RAL 1013 Optional	170/65/200*	1	INS 5553213 INS 5553212 INS 5553211
L58210		Internal corner 170	White RAL 9010 White RAL 1013 Optional White NCS	170/72/200*	1	INS 5553223 INS 5553222 INS 5553221 INS 5544101
L60380		Internal corner 183 with partition wall	White RAL 9010 White RAL 1013 Optional	183/72/200*	1	INS 5555203 INS 5555202 INS 5555201
L60550		Internal corner 233 with partition wall	White RAL 9010 White RAL 1013 Optional	233/72/200*	1	INS 5558203 INS 5558202 INS 5558201
Internal corner, adjustable						
Adjustable internal corner with 80 mm front opening. To be used to fit together two trunking bases that form a certain angle. Material: Zinc coated sheet steel, powder coated.						
P60810		Internal corner 120	White RAL 9010 White RAL 1013 Optional	120/65/115	1	INS 5551303 INS 5551302 INS 5551301
P60800		Internal corner 170	White RAL 9010 White RAL 1013 Optional	170/65/115	1	INS 5553303 INS 5553302 INS 5553301
P60790		Internal corner 170A	White RAL 9010 White RAL 1013 Optional	170/65/115	1	INS 5553313 INS 5553312 INS 5553311


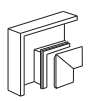















* Wall-side measure.

External & universal corners

Type	Colour	Dimensions A/B/C (mm)		Qty per package	Ref. No.
External corner kit					
External corner with 80 mm front opening, kit including sheet steel front cover. Can be divided into compartments by cable shelves. Larger sizes (183 and 233) with integrated and removable partition wall. Material: Zinc coated sheet steel, powder coated.					
L57870 	External corner 110	White RAL 9010 White RAL 1013 Optional White NCS	110/52/200*	1	INS 5550403 INS 5550402 INS 5550401 INS 5540211
L57920 	External corner 110	White RAL 9010 White RAL 1013 Optional White NCS	110/72/200*	1	INS 5550413 INS 5550412 INS 5550411 INS 5540231
L57920 	External corner 120	White RAL 9010 White RAL 1013 Optional	120/65/200*	1	INS 5551403 INS 5551402 INS 5551401
L58020 	External corner 130	White RAL 9010 White RAL 1013 Optional White NCS	130/72/200*	1	INS 5552403 INS 5552402 INS 5552401 INS 5541211
L58120 	External corner 165V	White RAL 9010 White RAL 1013 Optional	165/52/200*	1	INS 5554403 INS 5554402 INS 5554401
L58170 	External corner 165W	White RAL 9010 White RAL 1013 Optional	165/52/200*	1	INS 5554413 INS 5554412 INS 5554411
L61060 	External corner 170	White RAL 9010 White RAL 1013 Optional	170/65/200*	1	INS 5553403 INS 5553402 INS 5553401
L58220 	External corner 170A	White RAL 9010 White RAL 1013 Optional	170/65/200*	1	INS 5553413 INS 5553412 INS 5553411
L58220 	External corner 170	White RAL 9010 White RAL 1013 Optional White NCS	170/72/200*	1	INS 5553423 INS 5553422 INS 5553421 INS 5544211
L60380 	External corner 183 with partition wall	White RAL 9010 White RAL 1013 Optional	183/72/200*	1	INS 5555403 INS 5555402 INS 5555401
L60560 	External corner 233 with partition wall	White RAL 9010 White RAL 1013 Optional	233/72/200*	1	INS 5558403 INS 5558402 INS 5558401
Universal corner					
Universal corner. Can be used both as internal and external corner. Material: Zinc coated sheet steel, powder coated.					
P81370 	Universal corner 110	White RAL 9010 White RAL 1013 Optional	110/52/130*	1	INS 5550103 INS 5550102 INS 5550101
P81371 	Universal corner 110	White RAL 9010 White RAL 1013 Optional	110/72/150*	1	INS 5550123 INS 5550122 INS 5550121
P81373 	Universal corner 120	White RAL 9010 White RAL 1013 Optional	120/65/145*	1	INS 5551105 INS 5551104 INS 5551103
P81374 	Universal corner 130	White RAL 9010 White RAL 1013 Optional	130/72/150*	1	INS 5552123 INS 5552122 INS 5552121
P81376 	Universal corner 170	White RAL 9010 White RAL 1013 Optional	170/65/145*	1	INS 5553109 INS 5553107 INS 5553106
P81377 	Universal corner 170A	White RAL 9010 White RAL 1013 Optional	170/65/145*	1	INS 5553102 INS 5553104 INS 5553103
P81378 	Universal corner 170	White RAL 9010 White RAL 1013 Optional	170/72/150*	1	INS 5553123 INS 5553122 INS 5553121

* Wall-side measure.


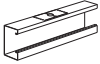
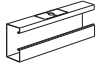
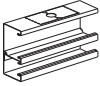
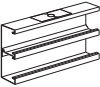





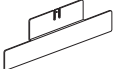
90° bends

Type	Colour	Dimensions A/B/C (mm)		Qty per package	Ref. No.
Bend, 90°, kit					
90° bend with 80 mm front opening. Kit including sheet steel front cover of 225 mm length. Can be divided into compartments by cable shelves. Available as riser or dropper. For some sizes only one type is available, in which case it can be used both as a riser and a dropper. Larger sizes (183 and 233) with integrated and removable partition wall. Material: Zinc coated sheet steel, powder coated.					
L57980 	Bend, riser/dropper 110	White RAL 9010 White RAL 1013 Optional White NCS	250/52/250*	1	INS 5550503 INS 5550502 INS 5550501 INS 5540311
L57930 	Bend, riser/dropper 110	White RAL 9010 White RAL 1013 Optional White NCS	250/72/250*	1	INS 5550513 INS 5550512 INS 5550511 INS 5540331
L57980 	Bend, riser/dropper 120	White RAL 9010 White RAL 1013 Optional	250/65/250*	1	INS 5551503 INS 5551502 INS 5551501
L58030 	Bend, riser 130	White RAL 9010 White RAL 1013 Optional White NCS	250/72/250*	1	INS 5552503 INS 5552502 INS 5552501 INS 5541311
L58030 	Bend, dropper 130	White RAL 9010 White RAL 1013 Optional White NCS	250/72/250*	1	INS 5552509 INS 5552507 INS 5552506 INS 5541316
L58130 	Bend, riser 165V	White RAL 9010 White RAL 1013 Optional	250/52/250*	1	INS 5554503 INS 5554502 INS 5554501
L58180 	Bend, riser/dropper 165W	White RAL 9010 White RAL 1013 Optional	250/52/250*	1	INS 5554513 INS 5554512 INS 5554511
L61070 	Bend, riser/dropper 170	White RAL 9010 White RAL 1013 Optional	250/65/250*	1	INS 5553503 INS 5553502 INS 5553501
L58230 	Bend, riser 170A	White RAL 9010 White RAL 1013 Optional	250/65/250	1	INS 5553513 INS 5553512 INS 5553511
L58230 	Bend, dropper 170A	White RAL 9010 White RAL 1013 Optional	250/65/250	1	INS 5553519 INS 5553517 INS 5553516
L58230 	Bend, riser 170	White RAL 9010 White RAL 1013 Optional White NCS	250/72/250*	1	INS 5553523 INS 5553522 INS 5553521 INS 5544311
L58230 	Bend, dropper 170	White RAL 9010 White RAL 1013 Optional White NCS	250/72/250*	1	INS 5553525 INS 5553527 INS 5553526 INS 5544316
L60400 	Bend, riser 183, with partition wall	White RAL 9010 White RAL 1013 Optional	250/72/250*	1	INS 5555503 INS 5555502 INS 5555501
L60400 	Bend, dropper 183, with partition wall	White RAL 9010 White RAL 1013 Optional	250/72/250*	1	INS 5555505 INS 5555507 INS 5555506
L60570 	Bend, riser 233, with partition wall	White RAL 9010 White RAL 1013 Optional	300/72/300*	1	INS 5558503 INS 5558502 INS 5558501
L60570 	Bend, dropper 233, with partition wall	White RAL 9010 White RAL 1013 Optional	300/72/300*	1	INS 5558505 INS 5558507 INS 5558506

* Wall-side measure.

Stago installation trunking Range


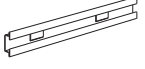

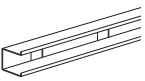










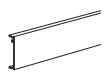
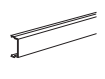





T-pieces

	Type	Colour	Dimensions A/B/C (mm)		Qty per package	Ref. No.
T-piece						
T-piece with 80 mm front opening and integrated flanges that must be bent up to a 90° angle before assembly. Can be divided into compartments by cable shelves. Available as riser or dropper. To be used with sheet steel front cover. Larger sizes (183 and 233) with integrated and removable partition wall, provided with pre-punched holes. Material: Zinc coated sheet steel, powder coated.						
P64420	T-piece, riser 130	White RAL 9010 White RAL 1013 Optional	130/72/400		1	INS 5552603 INS 5552602 INS 5552601
	T-piece, dropper 130	Optional	130/72/400		1	INS 5552606
P64422	T-piece, riser 170	White RAL 9010 White RAL 1013 Optional	170/72/400		1	INS 5553623 INS 5553622 INS 5553621
	T-piece, dropper 170	Optional	170/72/400		1	INS 5553626
P64424	T-piece, riser 183, with partition wall	White RAL 9010 White RAL 1013 Optional	183/72/400		1	INS 5555603 INS 5555602 INS 5555601
	T-piece, dropper 183, with partition wall	Optional	183/72/400		1	INS 5555606
P64427	T-piece, riser 233, with partition wall	White RAL 9010 White RAL 1013 Optional	233/72/400		1	INS 5558603 INS 5558602 INS 5558601
	T-piece, dropper 233, with partition wall	Optional	233/72/400		1	INS 5558606
T-piece, kit						
T-piece kit including sheet steel front cover. With 80 mm front opening and integrated flanges that must be bent up to a 90° angle before assembly. Can be divided into compartments by cable shelves. Material: Zinc coated sheet steel, powder coated.						
L57890	T-piece 110	White RAL 9010 White RAL 1013 Optional	110/52/400		1	INS 5550603 INS 5550602 INS 5550601
L60940	T-piece 110	White RAL 9010 White RAL 1013 Optional	110/72/400		1	INS 5550613 INS 5550612 INS 5550611
L60940	T-piece 120	White RAL 9010 White RAL 1013 Optional	120/65/400		1	INS 5551603 INS 5551602 INS 5551601
L58140	T-piece 165V	White RAL 9010 White RAL 1013 Optional	235/52/400		1	INS 5554603 INS 5554602 INS 5554601
L58190	T-piece 165W	White RAL 9010 White RAL 1013 Optional	235/52/400		1	INS 5554613 INS 5554612 INS 5554611
L60850	T-piece 170	White RAL 9010 White RAL 1013 Optional	170/65/400		1	INS 5553603 INS 5553602 INS 5553601
L60860	T-piece 170A	White RAL 9010 White RAL 1013 Optional	170/65/400		1	INS 5553613 INS 5553612 INS 5553611
Universal T-piece						
Universal T-piece suitable for horizontal trunking 170A and vertical trunking 120 or 170, when used as a feeder. Material: Zinc coated sheet steel, powder coated.						
P119905	T-piece 120	White RAL 9010 White RAL 1013	48/16/120		1	INS 38050074 INS 38050014
	T-piece 170	White RAL 9010 White RAL 1013	48/16/170		1	INS 38051774 INS 38051714






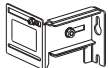


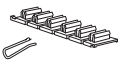

Other accessories

	Type	Colour	Dimensions A/B/C (mm)	Qty per package	Ref. No.
	Stop end				
	Stop end intended to cover the ends of the trunking base. Available as left-hand and right-hand for some of the trunking sizes. Material: Zinc coated sheet steel, powder coated.				
L58650	Stop end 110	White RAL 9010 White RAL 1013 Optional White NCS	110/52/11	1	INS 5550803 INS 5550802 INS 5550801 INS 5540601
L58660	Stop end 110	White RAL 9010 White RAL 1013 Optional White NCS	110/72/11	1	INS 5550813 INS 5550812 INS 5550811 INS 5540611
L58660	Stop end 120	White RAL 9010 White RAL 1013 Optional	120/65/10	1	INS 5551803 INS 5551802 INS 5551801
L58680	Stop end 130	White RAL 9010 White RAL 1013 Optional White NCS	130/72/11	1	INS 5552803 INS 5552802 INS 5552801 INS 5541601
L58700	Stop end, left-hand 165V	White RAL 9010 White RAL 1013 Optional	165/52/11	1	INS 5554803 INS 5554802 INS 5554801
	Stop end, right-hand 165V	White RAL 9010 White RAL 1013 Optional	165/52/11	1	INS 5554808 INS 5554807 INS 5554806
L58710	Stop end 165W	White RAL 9010 White RAL 1013 Optional	165/52/11	1	INS 5554813 INS 5554812 INS 5554811
L58720	Stop end 170	White RAL 9010 White RAL 1013 Optional	170/65/10	1	INS 5553803 INS 5553802 INS 5553801
L58720	Stop end 170	White RAL 9010 White RAL 1013 Optional White NCS	170/72/11	1	INS 5553813 INS 5553812 INS 5553811 INS 5544601
L58740	Stop end 183	White RAL 9010 White RAL 1013 Optional	183/72/11	1	INS 5555803 INS 5555802 INS 5555801
L58790	Stop end 233	White RAL 9010 White RAL 1013 Optional	233/72/11	1	INS 5558803 INS 5558802 INS 5558801
	Branching piece				
	Asymmetrical branching piece, used for connection of feeder trunking 170x40 mm to the trunking base. Available as upward or downward piece. Material: Zinc coated sheet steel, powder coated.				
P125311	Branching piece, upward 120	White RAL 9010 White RAL 1013 Optional	120/65/400	1	INS 5551703 INS 5551702 INS 5551701
L61010	Branching piece, upward 170	White RAL 9010 White RAL 1013 Optional	170/65/400	1	INS 5553703 INS 5553702 INS 5553701
L61020	Branching piece, upward 170A	White RAL 9010 White RAL 1013 Optional	170/65/400	1	INS 5553713 INS 5553712 INS 5553711
	Branching piece, downward 170A	White RAL 9010 White RAL 1013 Optional	170/65/400	1	INS 5553719 INS 5553717 INS 5553716
	Feeder trunking				
	Feeder trunking 170x40 mm to be used in connection with branching piece. Material: Zinc coated sheet steel, powder coated.				
P119606	Feeder trunking	White RAL 9010 White RAL 1013	170/40/1000	1	INS 16480213 INS 16480212


Accessories, including Thorsman-branded products

Type	Colour	Dimensions A/B/C (mm)		Qty per package	Ref. No.
DIN-rail					
DIN-rail, for the mounting of boxes and DIN devices in the trunking. To be used in trunking 120, 170 and 170A. Material: Zinc coated sheet steel, unpainted.					
L60730 	DIN-rail 195	—	35/8/195	10	INS 5596200
Cable shelf, steel					
Cable shelf, single or double, intended to divide the trunking into compartments. Material: Zinc coated sheet steel, unpainted.					
L60700 	Cable shelf, single For 120, 170/65, 170A	—	19/55/1500	18 m	INS 5596100
L60710 	Cable shelf, double For 120, 170/65, 170A	—	40/45/1500	18 m	INS 5596110
P81363 	TTS-KH52-1	—	27/40/1000	10	5591 730
P81366 	TTS-KH72-1	—	27/60/1000	10	5591 740
P81366 	TTS-KH52-2	—	41/33/1000	10	5591 733
P81366 	TTS-KH72-2	—	41/52/1000	10	5591 743
Cable shelf, PVC					
Cable shelf, single or double, intended to divide the trunking into compartments. Material: PVC.					
L32030 	TTS-KH52-1, single	Grey	-/41/500	25	5590 320
L32030 	TTS-KH72-1, single	Grey	-/61/500	25	5590 332
L13200 	TTS-KH52-2, double	Grey	37/39/500	25	5590 323
L13200 	TTS-KH72-2, double	Grey	49/61/500	25	5591 720
Bottom cable shelf					
Cable shelf to divide the bottom compartment of the trunking. Material: Zinc coated sheet steel, unpainted.					
L60720 	For trunking 120	—	61/22/1500	10	INS 19034200
L60720 	For trunking 170, 170A	—	61/47/1500	10	INS 19034700
Front cover					
Front cover for the 80 mm and 40 mm front opening respectively. Material: Zinc coated sheet steel, unpainted or powder coated.					
L30840 	Front cover F80	White RAL 9010 White RAL 1013 Optional White NCS Unpainted	80/12.7/1500	3 m	INS 5596003 INS 5596007 INS 5596006 INS 5580096 INS 5596005
L20180 	Front cover F40	White RAL 9010 White RAL 1013 Optional	40/12.7/1500	3 m	INS 5596019 INS 5596017 INS 5596016
Outlet front cover kit					
Outlet front cover kit including two front cover pieces, to be fitted on either side of socket outlets. Material: Zinc coated sheet steel, powder coated.					
L31960 	Outlet front cover kit	White RAL 9010 White RAL 1013 Optional	80/12.7/100	1	INS 5596053 INS 5596052 INS 5596051
L31960 	TTS-FT50	White RAL 9010 Optional White NCS	80/12.7/50	1	5595 107 5595 106 INS 5595108
Joining piece					
Joining piece intended to joint trunking base parts together and connect them to earth. Provided with punched earthing clips. Material: Stainless steel.					
L54760 	Joining piece for 120, 170/65, 170A	—	8/65/60	20	INS 5596240
L54760 	TTS-JP52 for 110/52, 165V	—	-/51/60	20	5590 930
L54760 	TTS-JP72 for 110/72, 130, 170/72, 183, 233	—	-/71/60	20	5590 935

Accessories, including Thorsman-branded products

Type	Colour	Dimensions A/B/C (mm)	Qty per package	Ref. No.	
Joining piece, cont.					
L47450 	TTS-JP52VW for 165V, 165W	—	—/51/60	20	5590 950
L60690 	Joining piece for 170A	—	69/38/63	20	INS 5596241
Earth wires					
Earth wire for bonding of the front cover to the trunking base. Material: Copper.					
L32120 	TTI-JK300	Yellow/green	length 300	10	5590 505
	TTI-JKF300 Incl. cable clip	Yellow/green	length 300	10	5590 506
Earth wire with a tap-off device in one end and an earthing device in the other. For bonding of accessories to the trunking base. Material: Copper.					
	TTI-JC250	Yellow/green	length 250	10	5590 515
	TTI-EC250	Yellow/green	length 250	10	5590 516
	TTI-FC250	Yellow/green	length 250	10	5590 517
Earthing clamps					
L69740 	TTS-JB80	—	79/5/16	20	5590 509
Earthing clamp for front covers shorter than 100 mm. To be used together with earth wire, for bonding of the front cover to earth. Material: Stainless steel.					
L34520 	TTS-JB	—	16/21/12	20	5590 500
Earthing clamp with screw for partition walls in two-compartment trunking. For bonding of the partition wall to earth. Material: Steel.					
Wall brackets for steel trunking (except sizes 120, 170 and 170A)					
Adjustable wall bracket for mounting of trunking at a distance from the wall. Available in two variants: low for 110 and 130 mm high trunking and high for trunking higher than 130 mm. Suitable for steel trunking (except sizes 120, 170 and 170A, see below). Material: Steel, unpainted.					
Adjustable between (mm)					
L59730 	TTA-BT50L	50–70	102/126/50	10	5583 510
	TTA-BT70L	70–110	102/126/70	10	5583 512
	TTA-BT110L	110–170	102/126/110	10	5583 514
	TTA-BT160L	160–260	162/126/160	10	5583 516
L59720 	TTA-BT50H	50–70	162/126/50	10	5583 530
	TTA-BT70H	70–110	162/126/70	10	5583 532
	TTA-BT110H	110–170	162/126/110	10	5583 534
	TTA-BT160H	160–260	162/126/160	10	5583 536
Wall brackets for steel trunking sizes 120, 170 and 170A					
Adjustable wall bracket for mounting of trunking at a distance from the wall. Suitable for steel trunking 120/65, 170/65, 170A/65. Material: Steel, unpainted.					
Adjustable between (mm)					
L60990 	TTA-WG50	50–70	162/126/50	10	5583 550
	TTA-WG70	70–110	162/126/70	10	5583 552
	TTA-WG110	110–170	162/126/110	10	5583 554
	TTA-WG160	160–260	162/126/160	10	5583 556
	TTA-WG250	250–400	162/126/250	10	5583 558
Ventilation-rib holder, kit					
Kit including 10 plastic rib holders and 10 steel clamps. Suitable for TTA-BT and TTA-WG. Material: PC/ABS (grey), steel.					
L60890 	TTA-GH1	—	15/120/34	1	5590 456
Ventilation rib					
Ventilation rib, suitable for rib holder TTA-GH1. Material: Zinc coated sheet steel, powder coated.					
PE1406 	TTA-G10	Optional	20/10/2500	1	5590 446

Accessories, including Thorsman-branded products

Type	Colour	Dimensions A/B/C (mm)		Qty per package	Ref. No.
Washer					
Washer to be used between bracket and wall or trunking and wall, to compensate for uneven walls. Material: PP.					
TTA-KM3	Grey	114/3/38		10	5583 408
TTA-KM5	Grey	114/5/38		10	5583 410
Cable retainer					
Cable retainer to keep cables in place during the installation phase. No need to remove it when fitting the front cover. Also intended to maintain a correct front cover retention in cases of heavy cable loads. For 80 mm front cover. Material: PVC.					
TTS-B80	Black	10/85		10	5580 905
Joint cover pieces					
Joint cover piece, intended to cover joints between trunking sections. Suitable for steel trunking. Material: Zinc coated sheet steel, unpainted or powder coated.					
TTS-US110	White RAL 9010 White RAL 1013 Optional White NCS	110/52/30		1	5595 203 5595 202 5595 201 INS 5595204
TTS-US110	White RAL 9010 White RAL 1013 Optional White NCS	110/72/30		1	5595 208 5595 207 5595 206 INS 5595209
TTS-US120	White RAL 9010 White RAL 1013 Optional	120/65/30		1	5595 223 5595 222 5595 221
TTS-US130	White RAL 9010 White RAL 1013 Optional White NCS	130/72/30		1	5595 243 5595 242 5595 241 INS 5595244
TTS-US165V	White RAL 9010 White RAL 1013 Optional	165/52/30		1	5595 263 5595 262 5595 261
TTS-US165W	White RAL 9010 White RAL 1013 Optional	165/52/30		1	5595 283 5595 282 5595 281
TTS-US170	White RAL 9010 White RAL 1013 Optional	170/65/30		1	5595 303 5595 302 5595 301
TTS-US170	White RAL 9010 White RAL 1013 Optional White NCS	170/72/30		1	5595 308 5595 307 5595 306 INS 5595309
TTS-US183	White RAL 9010 White RAL 1013 Optional	183/72/30		1	5595 323 5595 322 5595 321
TTS-US233	White RAL 9010 White RAL 1013 Optional	233/72/30		1	5595 383 5595 382 5595 381
Wall frames, PVC					
Wall frame to be used to cover a trunking passage through the wall or to make an attractive finish of the trunking against a wall. Suitable for steel trunking. Material: PVC.					
TTI-R110	White RAL 9010	181/123/6		1	5591 502
TTI-R110	White RAL 9010	181/123/6		1	5591 505
TTI-R233	White RAL 9010	304/143/6		1	5591 630
For 120	White RAL 1013 White RAL 9010	170/90/10		1	INS 19161200 INS 19161270
For 170/65, 170A	White RAL 1013 White RAL 9010	220/90/10		1	INS 19161700 INS 19161770

PE1516



L12400



LG1080



LG1000



LG1110



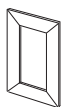
LG1090



LG1090



L32060



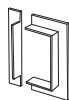
P12047



Accessories, including Thorsman-branded products

Type	Colour	Dimensions A/B/C (mm)	Qty per package	Ref. No.
Wall frames, ABS				
Wall frame to be used to cover a trunking passage through the wall or to make an attractive finish of the trunking against a wall. Suitable for steel trunking. Material: ABS (TTI-RS), PP (TTI-CR).				
TTI-RS110 72 mm	White RAL 9010	178/105/25	1	5594 220
TTI-CR130 72 mm	White RAL 9010	200/140/25	1	5594 595
TTI-CR170 72 mm	White RAL 9010	240/140/25	1	5594 635
TTI-RS183 72 mm	White RAL 9010	251/105/25	1	5594 300
Insulation strips				
Sound insulation strip to be used for sound absorbing up to 53 dB when a trunking passes through a wall. Supplied in a set of four for up to four compartments. Material: Foam rubber.				
TTI-T3045	Black	30/350/45	1	5590 410
TTI-T5070	Black	50/350/70	1	5590 414
Saw support				
Saw support/cutting jig for easy cutting of the trunking length. Material: Wood.				
Saw support 120	—	120/65/—	1	INS 5596230
Saw support 170	—	170/65/—	1	INS 5596231
Saw support 170A	—	170/65/—	1	INS 5596232

L12440



P61537



L60780



L60740












L60790



Fixing products

Type	Colour	Dimensions (mm)	Qty per package	Ref. No.
Wall plugs				
Wall plug suitable for use in concrete, stone, lightweight concrete, expanded clay, hollow bricks, solid bricks and plasterboard. Material: PE-HD.				
TP 2	Red	Ø5.5x35	100	1003 003
TP 6	Red	Ø6x30	100	1003 020
TP 2B	Brown	Ø8x40	100	1005 008
TP 3	Blue	Ø10x45	100	1006 006
Nail plugs				
Nail plug including nail for through installation. Suitable for use in concrete, stone, lightweight concrete, expanded clay, hollow bricks, solid bricks and plasterboard. Material: PA.				
TPS-6/5x35	Clear	Drill Ø6	100	1150 002
TPS-6/20x50	Clear	Drill Ø6	100	1150 051
Installation screws				
Screw with large thin head and integrated washer. Phillips cross recess. Twin thread. Fully threaded. Gives very good pressure when fixing plastic trunking. Material: Hardened steel, electroplated.				
TSC-32	—	Ø4.2x25	100	3782 020
TSC-33	—	Ø4.2x31	100	3782 030
Screw with raised countersunk head, Phillips cross recess. Fully threaded. Suitable for mounting directly into plasterboard. Material: Steel, electroplated.				
TSF-25	—	Ø4.8x25	100	3782 420
TSF-35	—	Ø4.8x35	100	3782 430
TSF-45	—	Ø4.8x45	100	3782 440
Cup washer screw to be used with single-insulated wire				
Installation screw with insulated cup washer for installing single-insulated wires in the trunking. Phillips PH2 recess. Sharp point, fully threaded. High pitch for quick mounting. Material: Hardened steel, electroplated and PP.				
TFT-IS 5x32	—	Ø5x32	100	4020 210
Concrete screws				
Concrete screw with flange head 17 mm. Recess T-30. Suitable for concrete and solid brick materials. Mounting with cordless screwdriver or wrench. Material: Steel, electroplated.				
MMS-MS	—	Ø7.5x45	50	IMT38037
Concrete screw with hexagon head. Washer 8x19x1.5 enclosed. Wrench width 13 mm. Suitable for concrete and solid brick materials. Mounting with cordless screwdriver or wrench. Material: Steel, electroplated.				
MMS-S	—	Ø7.5x50	50	IMT38029
Concrete screw with pan head. Recess T-20, T-30 or T-40, see below. Suitable for concrete and solid brick materials. Mounting with cordless screwdriver or wrench. Material: Steel, electroplated.				
MMS-P Recess T-20		Ø5x30	200	IMT38040
MMS-P Recess T-20		Ø5x50	200	IMT38041
MMS-P Recess T-30	-	Ø6x30	100	IMT38033
MMS-P Recess T-40	-	Ø7.5x45	100	IMT38034
Concrete screw with hexagon head and combined washer. Wrench width 10 mm. Suitable for concrete and solid brick materials. Mounting with cordless screwdriver or wrench. Material: Steel, electroplated.				
MMS-MF		Ø7.5x70	50	IMT38051

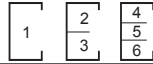
Fixing products						
Type	Colour	Dimensions (mm)	Qty per package	Ref. No.		
Cavity fixings						
Cavity fixing with metal toggle for high load values. Material: Zinc/Steel.						
P80837		TPP-10xM4S	—	Drill Ø10	25	1200 005
		TPP-13xM5S	—	Drill Ø13	25	1200 401
Cavity fixing for light installations in plasterboard. Board thickness from 9 mm. Screw size 4.5x35. Material: Zinc.						
P89047		TPD-SK	—	—	100	1220 106
Cavity fixing including a 38 mm long screw. The shape of THW prevents it from rotating. No pre-drilling needed, just hammer in. Excellent for porous and thin material. Pull-out load 100 N, safety factor 3, shear load 100N, safety factor 2.5. Board thickness 6-13 mm, max. thickness of fixture 16 mm. Material: Steel, electroplated.						
P91678		THW 4.2x38	—	—	50	1260 170
Through bolts						
Through bolt including nut and washer. Intended mainly for indoor installations in concrete or natural rock material. Fast-grip design, the bolt is set with a few turns of the nut. Corrosivity class C2. Material: Steel, electroplated.						
P117745		Through bolt M8x95 fzb	—	M8x95	50	IMT38008
		Through bolt M10x105 fzb	—	M10x105	25	IMT38010
Hammer drill bits						
Hammer drill bit intended for use in electro-pneumatic, rotary hammer-drilling machines with SDS taper. Suitable for concrete, brick, stone and rock.						
P88049		THB 5x110	—	Ø5/110	1	1788 926
		THB 5,5x110	—	Ø5.5x110	1	1788 975
		THB 6x110	—	Ø6x110	1	1789 023
		THB 6x160	—	Ø6x160	1	1789 016
		THB 8x160	—	Ø8x160	1	1789 108
		THB 10x160	—	Ø10x160	1	1789 153
Screw bits						
1/4 hexagon drive end, various lengths (25, 50 or 110 mm, see below). Adapted to the Thorsman range of installation screws with Phillips cross recess. Material: Hardened steel.						
P80841 P91679		PH 2x25	—	1/4"x25	2	1772 054
		PH 2x25 Reduced	—	1/4"x25	2	1772 052
		PH 2x50	—	1/4"x50	2	1772 056
		PH 2x110	—	1/4"x110	2	1772 058
Screw bit T-30, for use with an extension socket. Material: Steel.						
P117758		Screw bit	—	6.25x25	2	IMT38055
Magnetic socket driver						
Mounting tool with magnet for hexagon head screws. Material: Steel.						
P117761		10x45 for 10 mm screws	—	10x45	1	IMT38053
		13x55 for 13 mm screws	—	13x45	1	IMT38054
P117759						

Stago installation trunking

Cable capacity

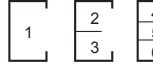
Cable capacity

110/52



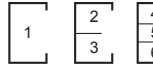
Comp. No.	Comp. height (internal)	Cross section area mm ²	Cable capacity mm ²		
			40%	50%	60%
Without mounting boxes					
1	108	4226	1690	2113	2536
2	52	2095	838	1048	1257
3	54	2066	826	1033	1240
4	39	1598	639	799	959
5	33	1055	422	528	633
6	32	1351	540	676	811
With mounted standard device boxes					
1		1972	789	986	1183
2		1011	404	506	607
3		951	380	476	571
4		928	371	464	557
5		50	20	25	30
6		882	353	441	529
With mounted CYB boxes, 30 mm deep					
1		2811	1124	1406	1687
2		1414	566	707	848
3		1366	546	683	820
4		1176	470	588	706
5		428	171	214	257
6		1054	422	527	632

120/65



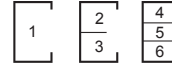
Comp. No.	Comp. height (internal)	Cross section area mm ²	Cable capacity mm ²		
			40%	50%	60%
Without mounting boxes					
1	118	7050	2820	3525	4230
2	62	3354	1342	1677	2012
3	55	3638	1455	1819	2183
4	43	2652	1061	1326	1591
5	35	1706	682	853	1024
6	38	2255	902	1128	1353
With mounted standard device boxes					
1		3056	1222	1528	1834
2		1478	591	739	887
3		1478	591	739	887
4		1478	591	739	887
5		100	40	50	60
6		1478	591	739	887
With mounted CYB boxes, 30 mm deep					
1		3977	1591	1989	2386
2		1876	750	938	1126
3		1986	794	993	1192
4		1752	701	876	1051
5		475	190	238	285
6		1617	647	809	970

165V/52



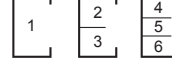
Comp. No.	Comp. height (internal)	Cross section area mm ²	Cable capacity mm ²		
			40%	50%	60%
Without mounting boxes					
1	163	6590	2636	3295	3654
2	79	3050		1525	1830
3	82	3470	1388	1735	2082
4	66	2540	1016	1270	1524
5	33	1080	432	540	648
6	60	2740	1096	1370	1644
With mounted standard device boxes					
1		5180	2072	2590	3108
2		2370	948	1185	1422
3		2770	1108	1385	1662
4		2120	848	1060	1272
5		450	180	225	270
6		2440	976		1464
With mounted CYB boxes, 30 mm deep					
1		4360	1744	2180	2616
2		1980	792	990	1188
3		2370	948	1185	1422
4		1890	756	945	1134
5		60	24	30	36
6		2280	912	1140	1368

110/72



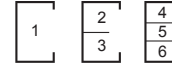
Comp. No.	Comp. height (internal)	Cross section area mm ²	Cable capacity mm ²		
			40%	50%	60%
Without mounting boxes					
1	108	6386	2554	3193	3832
2	52	3147	1259	1574	1888
3	54	3138	1255	1569	1883
4	39	2378	951	1189	1427
5	33	1715	686	858	1029
6	32	1990	796	995	1194
With mounted standard device boxes					
1		4132	1653	2066	2479
2		2063	825	1032	1238
3		2023	809	1012	1214
4		1708	683	854	1025
5		710	284	355	426
6		1530	612	765	918
With mounted CYB boxes, 30 mm deep					
1		4971	1988	2486	2983
2		2466	986	1233	1480
3		2438	975	1219	1463
4		1956	782	978	1174
5		1088	435	544	653
6		1702	681	851	1021

130/72



Comp. No.	Comp. height (internal)	Cross section area mm ²	Cable capacity mm ²		
			40%	50%	60%
Without mounting boxes					
1	128	7786	3114	3893	4672
2	52	3147	1259	1574	1888
3	74	4538	1815	2269	2723
4	39	2378	951	1189	1427
5	33	1715	686	858	1029
6	52	3399	1360	1700	2039
With mounted standard device boxes					
1		5534	2214	2767	3320
2		2063	825	1032	1238
3		3423	1369	1712	2054
4		1708	683	854	1025
5		710	284	355	426
6		2930	1172	1465	1758
With mounted CYB boxes, 30 mm deep					
1		6371	2548	3186	3823
2		2466	986	1233	1480
3		3838	1535	1919	2303
4		1956	782	978	1174
5		1088	435	544	653
6		3102	1241	1551	1861

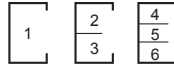
165W/52



Comp. No.	Comp. height (internal)	Cross section area mm ²	Cable capacity mm ²		
			40%	50%	60%
Without mounting boxes					
1	163	6150	2460	3075	3690
2	79	3050		1525	1830
3	82	3020	1208	1510	1812
4	66	2540	1016	1270	1524
5	33	1080	432	540	648
6	60	2290	916	1145	1374
With mounted standard device boxes					
1		4730	1892	2365	2838
2		2370	948	1185	1422
3		2320	928	1160	1392
4		2120	848	1060	1272
5		450	180	225	270
6		2000	800	1000	1200
With mounted CYB boxes, 30 mm deep					
1		3920	1568	1960	2352
2		1980	792	990	1188
3		1920	768	960	1152
4		1890	756	945	1134
5		60	24	30	36
6		1840	736	920	1104

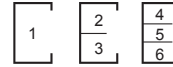
Cable capacity

170/65



Comp. No.	Comp. height (internal)	Cross section area mm ²	Cable capacity mm ²		
			40%	50%	60%
Without mounting boxes					
1	168	10220	4088	5110	6132
2	87	4975	1990	2488	2985
3	80	5149	2060	2575	3089
4	69	4249	1700	2125	2549
5	35	2066	826	1033	1240
6	62	3824	1530	1912	2294
With mounted standard device boxes					
1		6352	2541	3176	3811
2		3049		1525	1829
3		3049		1525	1829
4		3049		1525	1829
5		254	102	127	152
6		3049		1525	1829
With mounted CYB boxes, 30 mm deep					
1		7061	2824	3531	4237
2		3480	1392	1740	2088
3		3525	1410	1763	2115
4		3345	1338	1673	2007
5		555	222	278	333
6		3197	1279	1599	1918

170A/65



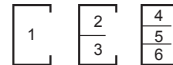
Comp. No.	Comp. height (internal)	Cross section area mm ²	Cable capacity mm ²		
			40%	50%	60%
Without mounting boxes					
1	168	10220	4088	5110	6132
2	62	3395	1358	1698	2037
3	106	6729	2692	3365	4037
4	43	2704	1082	1352	1622
5	35	2066	826	1033	1240
6	89	5404	2162	2702	3242
With mounted standard device boxes					
1		6352	2541	3176	3811
2		1469	588	735	881
3		4629	1852	2315	2777
4		1469	588	735	881
5		254	102	127	152
6		4629	1852	2315	2777
With mounted CYB boxes, 30 mm deep					
1		7061	2824	3531	4237
2		1900	760	950	1140
3		5105	2042	2553	3063
4		1765	706	883	1059
5		555	222	278	333
6		4777	1911	2389	2866

170/72



Comp. No.	Comp. height (internal)	Cross section area mm ²	Cable capacity mm ²		
			40%	50%	60%
Without mounting boxes					
1	168	10586	4234	5293	6352
2	62	3847	1539	1924	2308
3	104	6638	2655	3319	3983
4	49	3078	1231	1539	1847
5	33	1715	686	858	1029
6	82	5499	2200	2750	3299
With mounted standard device boxes					
1		8334	3334	4167	5000
2		2763	1105	1382	1658
3		5523	2209	2762	3314
4		2408	963	1204	1445
5		710	284	355	426
6		5030	2012	2515	3018
With mounted CYB boxes, 30 mm deep					
1		9171	3668	4586	5503
2		3166	1266	1583	1900
3		5938	2375	2969	3563
4		2656	1062	1328	1594
5		1088	435	544	653
6		5202	2081	2601	3121

183/72



Comp. No.	Comp. height (internal)	Cross section area mm ²	Cable capacity mm ²		
			40%	50%	60%
Without mounting boxes					
1	104	6213	2485	3107	3728
2	75	4514	1806	2257	2708
3	52	3147	1259	1574	1888
4	50	2966	1186	1483	1780
5	39	2378	951	1189	1427
6	33	1715	686	858	1029
7	28	1827	731	914	1096
With mounted standard device boxes					
1		3960	1584	1980	2376
2		4514	1806	2257	2708
3		2063	825	1032	1238
4		1851	740	926	1111
5		1708	683	854	1025
6		710	284	355	426
7		1358	543	679	815
With mounted CYB boxes, 30 mm deep					
1		4798	1919	2399	2879
2		4514	1806	2257	2708
3		2466	986	1233	1480
4		2265	906	1133	1359
5		1956	782	978	1174
6		1088	435	544	653
7		1530	612	765	918

Stago installation trunking

Cable capacity

Technical description

Cable capacity

233/72



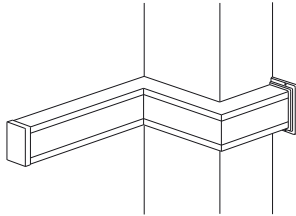
Comp. No.	Comp. height (internal)	Cross section area mm ²	Cable capacity mm ²		
			40%	50%	60%
Without mounting boxes					
1	104	6213	2485	3107	3728
2	125	6707	2683	3354	4024
3	52	3147	1259	1574	1888
4	50	2966	1186	1483	1780
5	49	2838	1135	1419	1703
6	74	3768	1507	1884	2261
7	39	2378	951	1189	1427
8	33	1715	686	858	1029
9	28	1827	731	914	1096
10	36	2070	828	1035	1242
11	33	1715	686	858	1029
12	52	2629	1052	1315	1577
With mounted standard device boxes					
1		3960	1584	1980	2376
2		4454	1782	2227	2672
3		2063	825	1032	1238
4		1851	740	926	1111
5		1754	702	877	1052
6		2653	1061	1327	1592
7		1708	683	854	1025
8		710	284	355	426
9		1358	543	679	815
10		1400	560	700	840
11		710	284	355	426
12		2160	864	1080	1296
With mounted CYB boxes, 30 mm deep					
1		4798	1919	2399	2879
2		5292	2117	2646	3175
3		2466	986	1233	1480
4		2265	906	1133	1359
5		2158	863	1079	1295
6		2787	1115	1394	1672
7		1956	782	978	1174
8		1088	435	544	653
9		1530	612	765	918
10		1648	659	824	989
11		1088	435	544	653
12		2201	880	1101	1321

Technical data

Standards and certificates	The products comply with the standards: <ul style="list-style-type: none"> • EN 50085-1:2005 • EN 50085-2-1:2006 The products satisfy the provisions for CE marking according to the Low Voltage Directive 73/23/EEC and 93/68/EEC. The products comply with the RoHS directive 2002/95/EC (Restriction of Hazardous Substances)
----------------------------	--

Material and operative data

Material	Corrosion protected cold-rolled sheet steel with a layer thickness of at least 7 µm per side. DX S1D acc. to EN 10142/10143, 10147, 10215.
Density	7.646 g/cm ³
Linear expansion	11.5x10 ⁻⁶ /°C
Surface treatment	Zinc coating
Colour spec.	<ul style="list-style-type: none"> • White RAL 9010 • White RAL 1013 • White NCS 0402-B91G • Optional acc. to customer choice (see Colour Choice).
Temperature range	From -20°C to +60°C
Suitable outdoors	No
Degree of protection	IP20



Steel trunking 110, 120, 130, 170

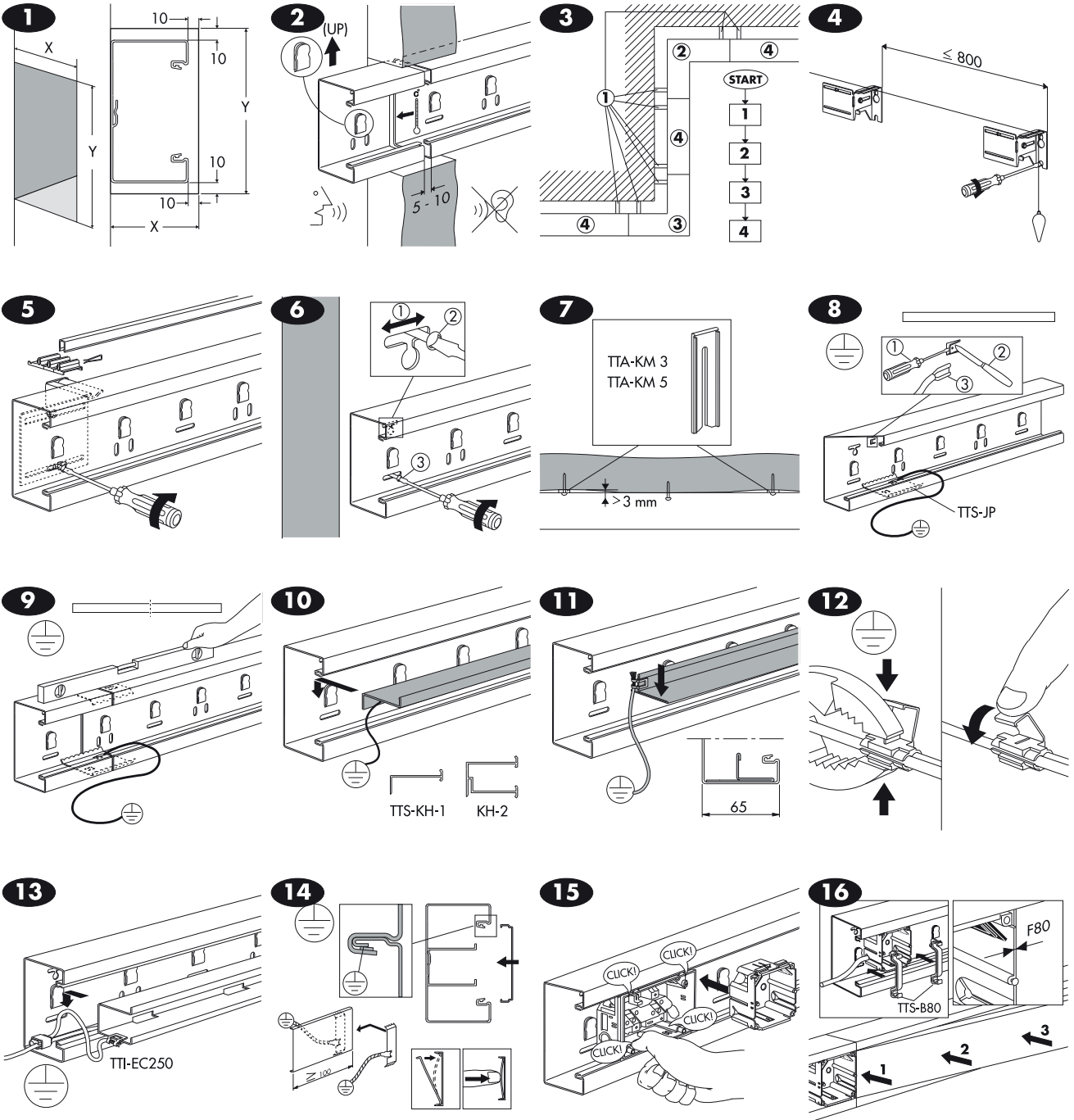
INS 5540001
INS 5540011
INS 5541001
INS 5544001
INS 5550001
INS 5550002
INS 5550003
INS 5550011
INS 5550012
INS 5550013

INS 5551000
INS 5551001
INS 5551002
INS 5551003
INS 5552001
INS 5552002
INS 5552003
INS 5553000
INS 5553001
INS 5553002

INS 5553003
INS 5553010
INS 5553011
INS 5553012
INS 5553013
INS 5553021
INS 5553022
INS 5553023

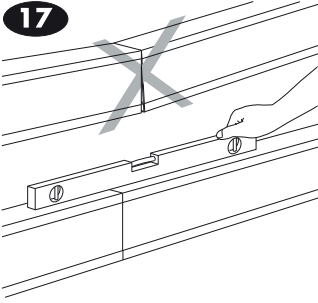


Installation

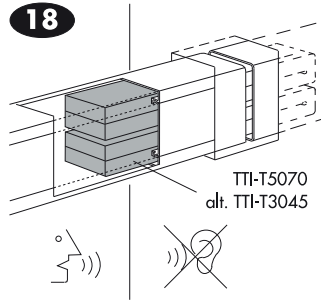


Installation

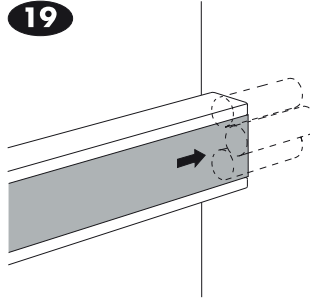
17



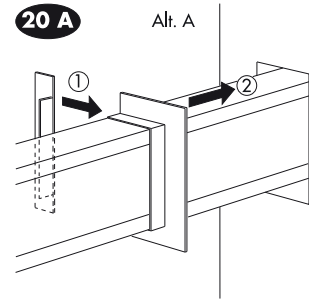
18



19

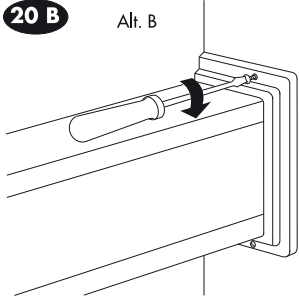


20 A

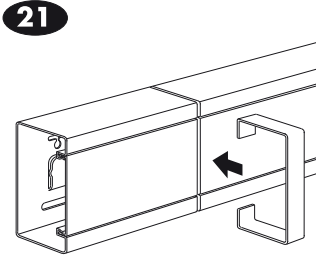


20 B

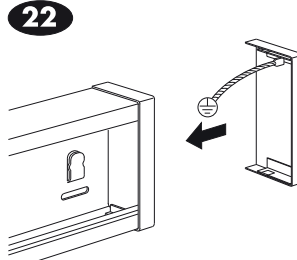
Alt. B



21

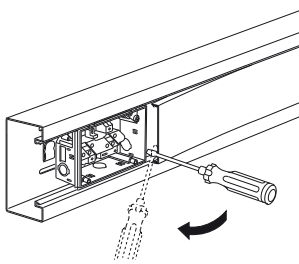


22

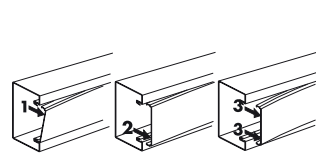


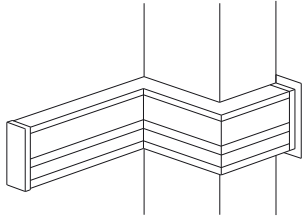
Dismounting

A



B



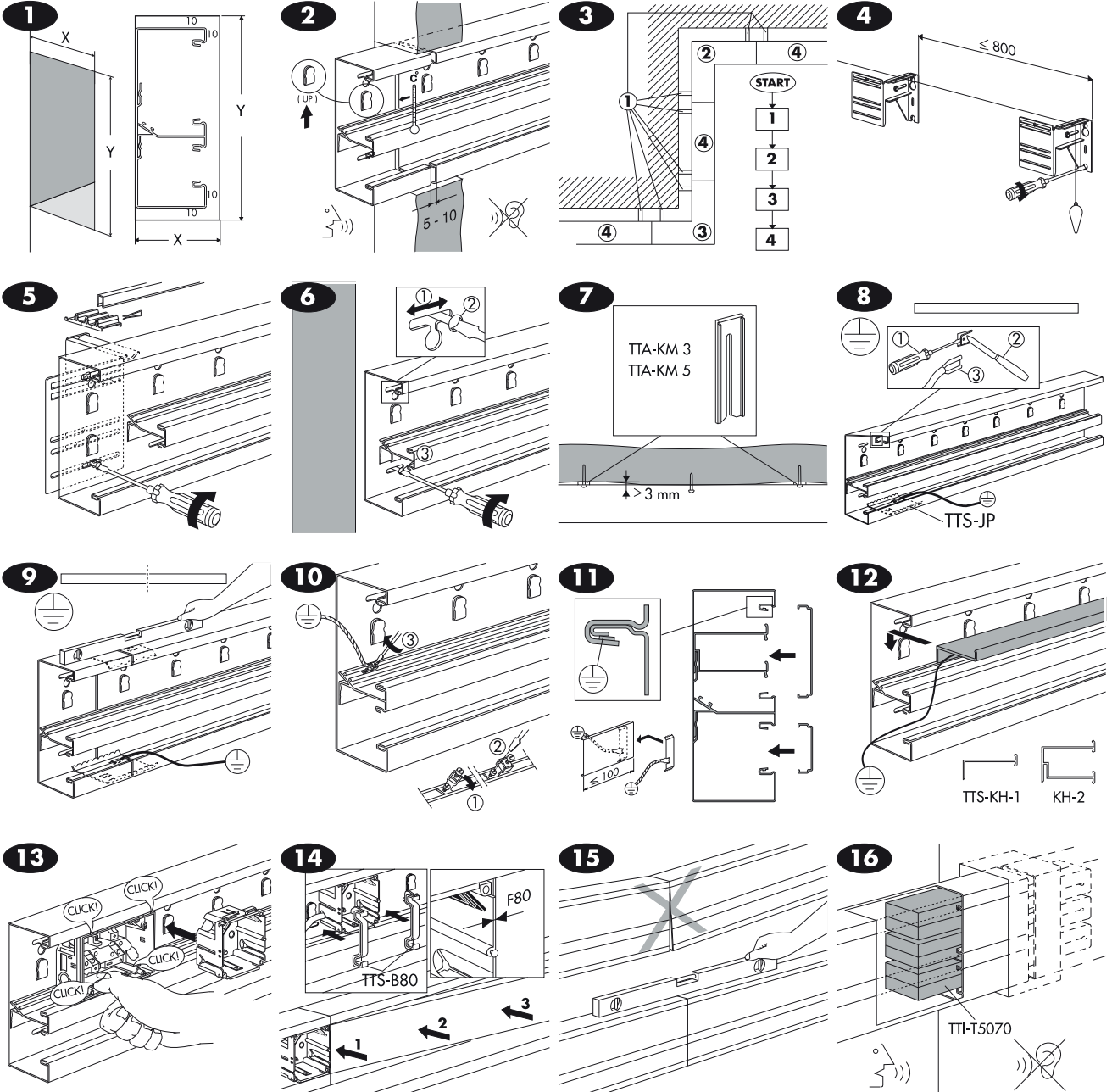


Steel trunking 183-2, 233-2

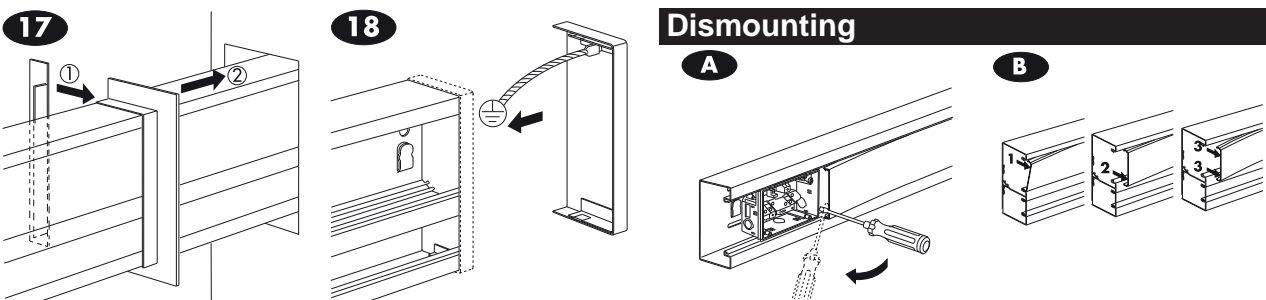
INS 5555001
 INS 5555002
 INS 5555003
 INS 5558001
 INS 5558002
 INS 5558003



Installation



Dismounting

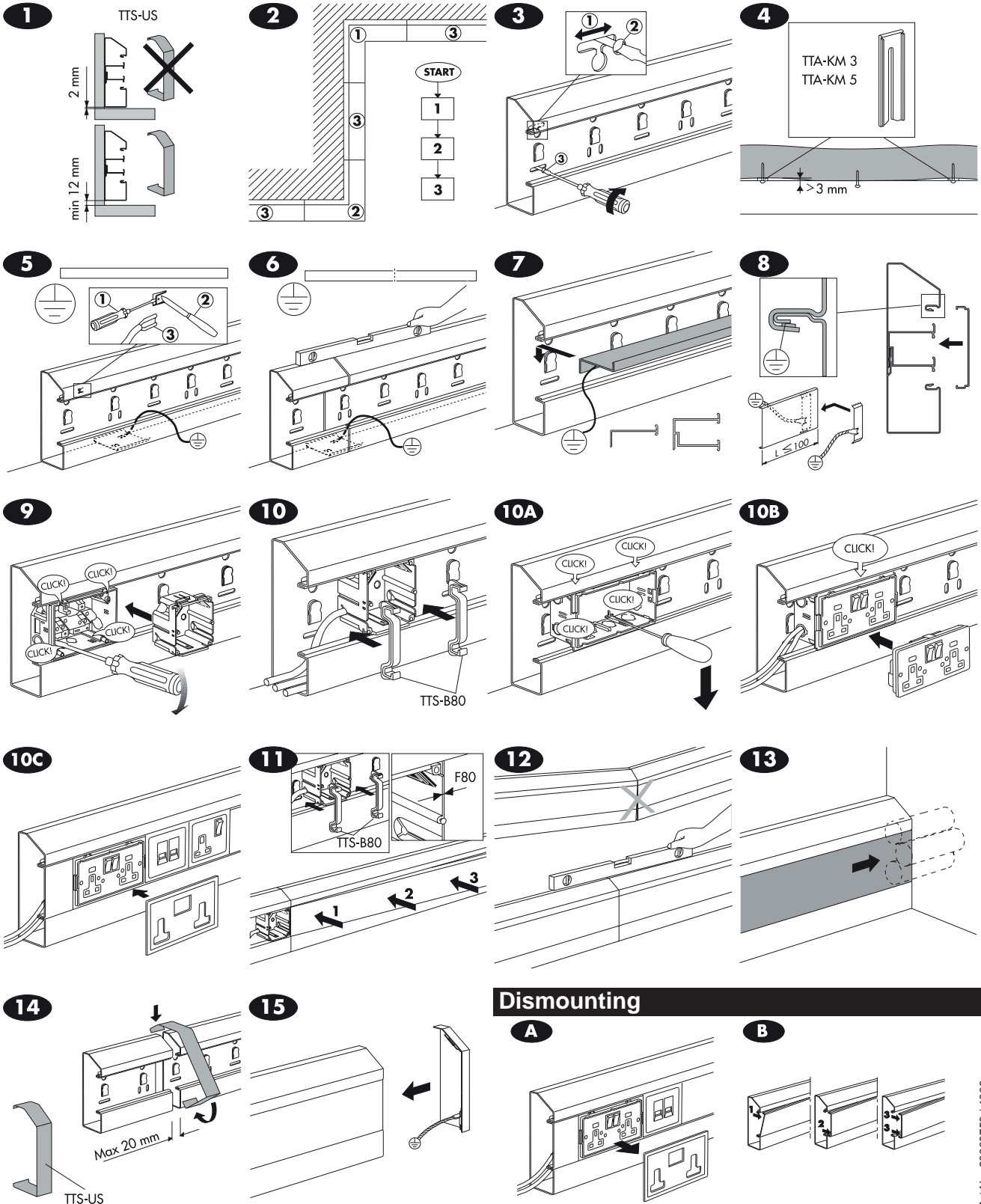


Steel trunking 165V, 165W

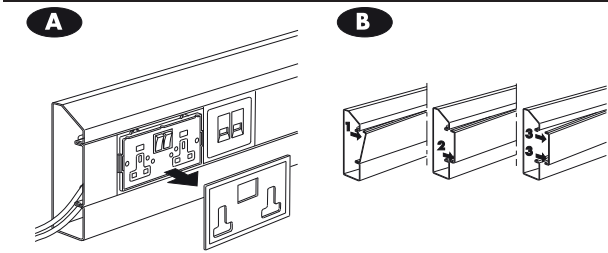
INS 555401
 INS 555402
 INS 555403
 INS 5554011
 INS 5554012
 INS 5554013



Installation



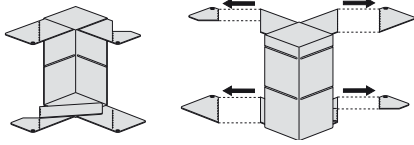
Dismounting



Art.No. 20063753 / 1003



Universal corners



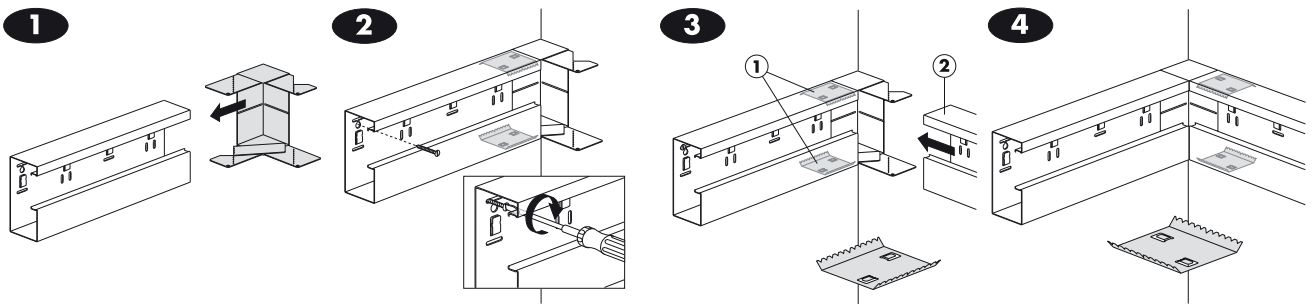
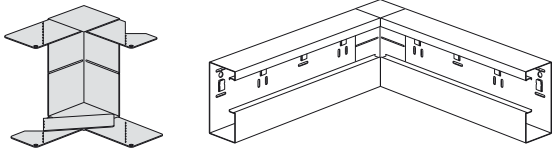
INS 5550101
 INS 5550102
 INS 5550103
 INS 5550121
 INS 5550122
 INS 5550123
 INS 5551103
 INS 5551104

INS 5551105
 INS 5552121
 INS 5552122
 INS 5552123
 INS 5553102
 INS 5553103
 INS 5553104
 INS 5553106

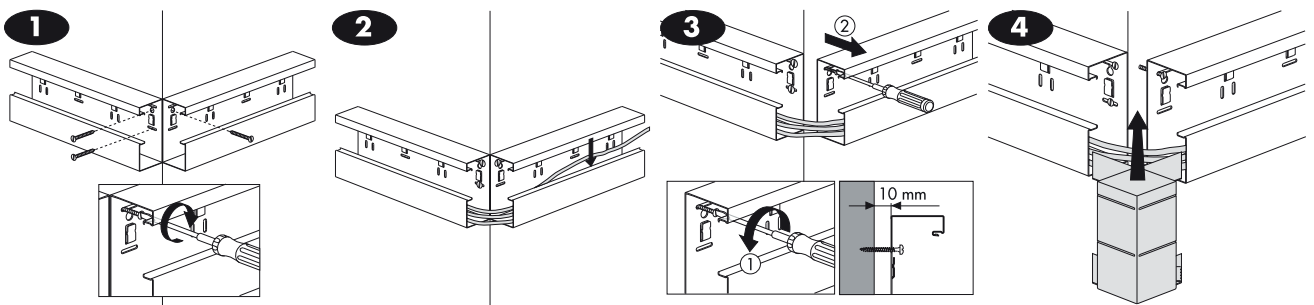
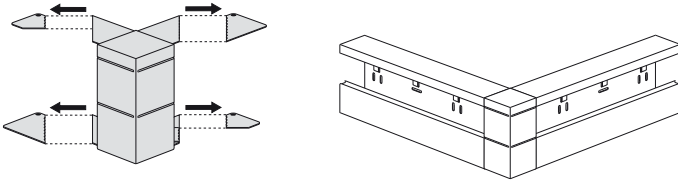
INS 5553107
 INS 5553109
 INS 5553121
 INS 5553122
 INS 5553123
 INS 5556121
 INS 5556122
 INS 5556123



Installation of internal corner

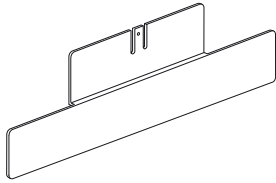


Installation of external corner

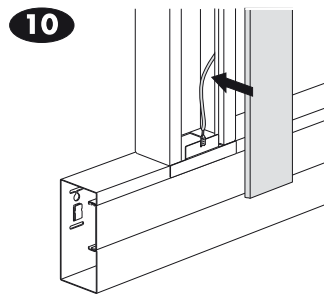
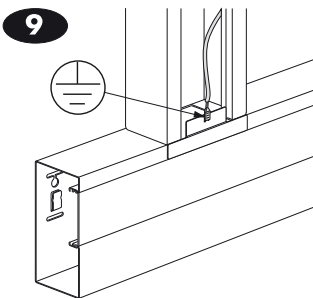
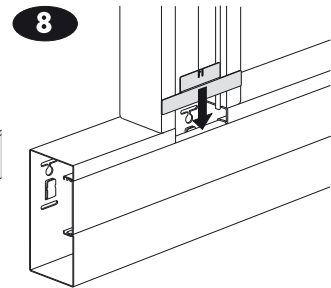
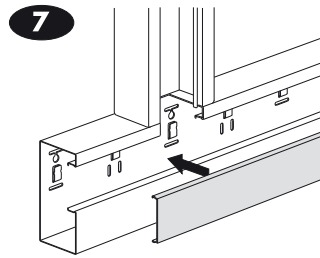
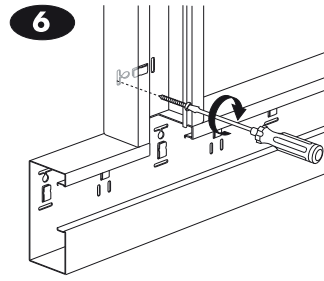
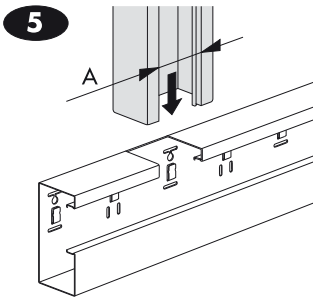
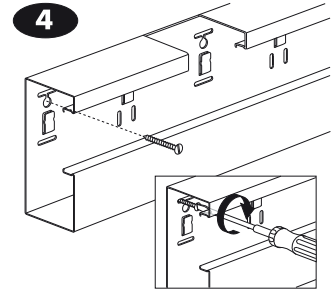
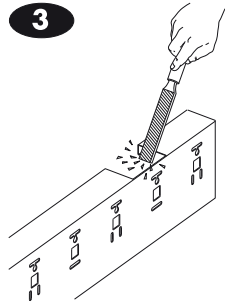
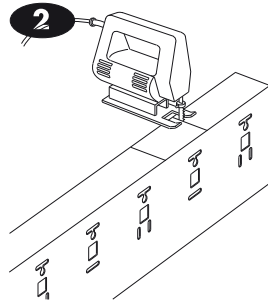
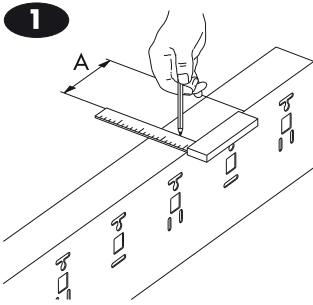


Universal T-piece

INS 38050074
INS 38050014
INS 38051774
INS 38051714



Installation



Ref.No.	Page						
		3782020.....	20	INS 5551601.....	14	INS 5553519.....	13
5580 905.....	18	3782030.....	20	INS 5551602.....	14	INS 5553521.....	13
5583 408.....	18	4020210.....	20	INS 5551603.....	14	INS 5553522.....	13
5583 410.....	18	INS 5540001.....	10	INS 5551701.....	15	INS 5553523.....	13
5583 510.....	17	INS 5540011.....	10	INS 5551702.....	15	INS 5553525.....	13
5583 512.....	17	INS 5540101.....	11	INS 5551703.....	15	INS 5553526.....	13
5583 514.....	17	INS 5540111.....	11	INS 5551801.....	15	INS 5553527.....	13
5583 516.....	17	INS 5540211.....	12	INS 5551802.....	15	INS 5553601.....	14
5583 530.....	17	INS 5540231.....	12	INS 5551803.....	15	INS 5553602.....	14
5583 532.....	17	INS 5540311.....	13	INS 5552001.....	10	INS 5553603.....	14
5583 534.....	17	INS 5540331.....	13	INS 5552002.....	10	INS 5553611.....	14
5583 536.....	17	INS 5540601.....	15	INS 5552003.....	10	INS 5553612.....	14
5583 550.....	17	INS 5540611.....	15	INS 5552121.....	12	INS 5553613.....	14
5583 552.....	17	INS 5541001.....	10	INS 5552122.....	12	INS 5553621.....	14
5583 554.....	17	INS 5541101.....	11	INS 5552123.....	12	INS 5553622.....	14
5583 556.....	17	INS 5541211.....	12	INS 5552201.....	11	INS 5553623.....	14
5583 558.....	17	INS 5541311.....	13	INS 5552202.....	11	INS 5553626.....	14
5590 320.....	16	INS 5541316.....	13	INS 5552203.....	11	INS 5553701.....	15
5590 323.....	16	INS 5541601.....	15	INS 5552401.....	12	INS 5553702.....	15
5590 332.....	16	INS 5544001.....	10	INS 5552402.....	12	INS 5553703.....	15
5590 410.....	19	INS 5544101.....	11	INS 5552403.....	12	INS 5553711.....	15
5590 414.....	19	INS 5544211.....	12	INS 5552501.....	13	INS 5553712.....	15
5590 446.....	17	INS 5544311.....	13	INS 5552502.....	13	INS 5553713.....	15
5590 456.....	17	INS 5544316.....	13	INS 5552503.....	13	INS 5553716.....	15
5590 500.....	17	INS 5544601.....	15	INS 5552506.....	13	INS 5553717.....	15
5590 505.....	17	INS 5550001.....	10	INS 5552507.....	13	INS 5553719.....	15
5590 506.....	17	INS 5550002.....	10	INS 5552509.....	13	INS 5553801.....	15
5590 509.....	17	INS 5550003.....	10	INS 5552601.....	14	INS 5553802.....	15
5590 515.....	17	INS 5550011.....	10	INS 5552602.....	14	INS 5553803.....	15
5590 516.....	17	INS 5550012.....	10	INS 5552603.....	14	INS 5553811.....	15
5590 517.....	17	INS 5550013.....	10	INS 5552606.....	14	INS 5553812.....	15
5590 930.....	16	INS 5550101.....	12	INS 5552801.....	15	INS 5553813.....	15
5590 935.....	16	INS 5550102.....	12	INS 5552802.....	15	INS 5554001.....	10
5590 950.....	17	INS 5550103.....	12	INS 5552803.....	15	INS 5554002.....	10
5591 502.....	18	INS 5550121.....	12	INS 5553000.....	10	INS 5554003.....	10
5591 505.....	18	INS 5550122.....	12	INS 5553001.....	10	INS 5554011.....	10
5591 630.....	18	INS 5550123.....	12	INS 5553002.....	10	INS 5554012.....	10
5591 720.....	16	INS 5550201.....	11	INS 5553003.....	10	INS 5554013.....	10
5591 730.....	16	INS 5550202.....	11	INS 5553010.....	10	INS 5554201.....	11
5591 733.....	16	INS 5550203.....	11	INS 5553011.....	10	INS 5554202.....	11
5591 740.....	16	INS 5550211.....	11	INS 5553012.....	10	INS 5554203.....	11
5591 743.....	16	INS 5550212.....	11	INS 5553013.....	10	INS 5554211.....	11
5594 220.....	19	INS 5550213.....	11	INS 5553021.....	10	INS 5554212.....	11
5594 300.....	19	INS 5550401.....	12	INS 5553022.....	10	INS 5554213.....	11
5594 595.....	19	INS 5550402.....	12	INS 5553023.....	10	INS 5554401.....	12
5594 635.....	19	INS 5550403.....	12	INS 5553102.....	12	INS 5554402.....	12
5595 106.....	16	INS 5550411.....	12	INS 5553103.....	12	INS 5554403.....	12
5595 107.....	16	INS 5550412.....	12	INS 5553104.....	12	INS 5554411.....	12
5595 201.....	18	INS 5550413.....	12	INS 5553106.....	12	INS 5554412.....	12
5595 202.....	18	INS 5550501.....	13	INS 5553107.....	12	INS 5554413.....	12
5595 203.....	18	INS 5550502.....	13	INS 5553109.....	12	INS 5554501.....	13
5595 206.....	18	INS 5550503.....	13	INS 5553121.....	12	INS 5554502.....	13
5595 207.....	18	INS 5550511.....	13	INS 5553122.....	12	INS 5554503.....	13
5595 208.....	18	INS 5550512.....	13	INS 5553123.....	12	INS 5554511.....	13
5595 221.....	18	INS 5550513.....	13	INS 5553201.....	11	INS 5554512.....	13
5595 222.....	18	INS 5550601.....	14	INS 5553202.....	11	INS 5554513.....	13
5595 223.....	18	INS 5550602.....	14	INS 5553203.....	11	INS 5554601.....	14
5595 241.....	18	INS 5550603.....	14	INS 5553211.....	11	INS 5554602.....	14
5595 242.....	18	INS 5550611.....	14	INS 5553212.....	11	INS 5554603.....	14
5595 243.....	18	INS 5550612.....	14	INS 5553213.....	11	INS 5554611.....	14
5595 261.....	18	INS 5550613.....	14	INS 5553221.....	11	INS 5554612.....	14
5595 262.....	18	INS 5550801.....	15	INS 5553222.....	11	INS 5554613.....	14
5595 263.....	18	INS 5550802.....	15	INS 5553223.....	11	INS 5554801.....	15
5595 281.....	18	INS 5550803.....	15	INS 5553301.....	11	INS 5554802.....	15
5595 282.....	18	INS 5550811.....	15	INS 5553302.....	11	INS 5554803.....	15
5595 283.....	18	INS 5550812.....	15	INS 5553303.....	11	INS 5554806.....	15
5595 301.....	18	INS 5550813.....	15	INS 5553311.....	11	INS 5554807.....	15
5595 302.....	18	INS 5551000.....	10	INS 5553312.....	11	INS 5554808.....	15
5595 303.....	18	INS 5551001.....	10	INS 5553313.....	11	INS 5554811.....	15
5595 306.....	18	INS 5551002.....	10	INS 5553401.....	12	INS 5554812.....	15
5595 307.....	18	INS 5551003.....	10	INS 5553402.....	12	INS 5554813.....	15
5595 308.....	18	INS 5551103.....	12	INS 5553403.....	12	INS 5555001.....	10
5595 321.....	18	INS 5551104.....	12	INS 5553411.....	12	INS 5555002.....	10
5595 322.....	18	INS 5551105.....	12	INS 5553412.....	12	INS 5555003.....	10
5595 323.....	18	INS 5551201.....	11	INS 5553413.....	12	INS 5555201.....	11
5595 381.....	18	INS 5551202.....	11	INS 5553421.....	12	INS 5555202.....	11
5595 382.....	18	INS 5551203.....	11	INS 5553422.....	12	INS 5555203.....	11
5595 383.....	18	INS 5551301.....	11	INS 5553423.....	12	INS 5555401.....	12
1003020.....	20	INS 5551302.....	11	INS 5553501.....	13	INS 5555402.....	12
1005032.....	20	INS 5551303.....	11	INS 5553502.....	13	INS 5555403.....	12
1149608.....	20	INS 5551401.....	12	INS 5553503.....	13	INS 5555501.....	13
1220106.....	20	INS 5551402.....	12	INS 5553511.....	13	INS 5555502.....	13
1772058.....	20	INS 5551403.....	12	INS 5553512.....	13	INS 5555503.....	13
1788934.....	20	INS 5551501.....	13	INS 5553513.....	13	INS 5555505.....	13
1789016.....	20	INS 5551502.....	13	INS 5553516.....	13	INS 5555506.....	13
1789108.....	20	INS 5551503.....	13	INS 5553517.....	13	INS 5555507.....	13

* Make the most of your energy

Schneider Electric Industries SAS
35 rue Joseph Monier
92500 Rueil-Malmaison
France
www.schneider-electric.com

As standards, specifications and designs change from time to time, please ask for confirmation of the information given in this publication.



This document has been printed
on ecological paper

Publishing: Schneider Electric Industries SAS
Design:
Illustrations:
Photos:
Printing: