



### Description

Stago steel installation trunking system is intended for mounting directly onto the wall or on brackets, on floor or desk level.

It is a metal trunking with non-accessory earthing of the cover. The electric contact between the trunking base and the cover is obtained by small clamps that are pre-punched on every 100<sup>th</sup> millimetre in the upper edge of the front opening. The clamps will scrape through the paint layer of the cover when it is snapped into the front opening.

The range includes trunking of U-type and chamfer type (V and W) with one or two compartments. The two-compartment body is provided with an integrated and removable partition wall, pre-punched every 200 millimetres.

Stago trunking system is well suited for all types of applications, thanks to the broad range of form-pieces (internal and external corners, 90° bends and T-pieces) and accessories. The body can be divided into compartments by cable shelves, which allows segregation of power and low voltage cables.

The standard Stago trunking is delivered in 2.5 or 3 m lengths, depending on type, powder coated in white RAL 9010 or RAL 1013. Four sizes are also available in NCS 0402-B91G. Other lengths and/or colours are available on request.

### Compatibility

Stago trunking are compatible with wiring devices CYB, outlet boxes MIB, brackets TTA and accessories in the TTI and TTS ranges.

### Benefits

- Wide range – 11 different sizes
- Pre-punched key-holes – simple installation by one person
- Optimal cable capacity for all sizes
- Simple earthing of the base through pre-punched clamps in the back
- Contact between front cover and base – 100% safe and automatic earthing
- Wide range of components, accessories and outlets
- Easy to install – snap-in functions

### Technical data

Standards and certificates	The products comply with the standards: <ul style="list-style-type: none"> <li>• EN 50085-1:2005</li> <li>• EN 50085-2-1:2006</li> </ul>
	The products satisfy the provisions for CE marking according to the Low Voltage Directive 73/23/EEC and 93/68/EEC.
	The products comply with the RoHS directive 2002/95/EC (Restriction of Hazardous Substances)

### Material and operative data

Material	Corrosion protected cold-rolled sheet steel with a layer thickness of at least 7 µm per side. DX S1D acc. to EN 10142/10143, 10147, 10215.
Density	7.646 g/cm <sup>3</sup>
Linear expansion	11.5x10 <sup>-6</sup> /°C
Surface treatment	Zinc coating
Colour spec.	<ul style="list-style-type: none"> <li>• White RAL 9010</li> <li>• White RAL 1013</li> <li>• White NCS 0402-B91G</li> <li>• Optional acc. to customer choice (see Colour Choice).</li> </ul>
Temperature range	From -20°C to +60°C
Suitable outdoors	No
Degree of protection	IP20

### Mounting instruction

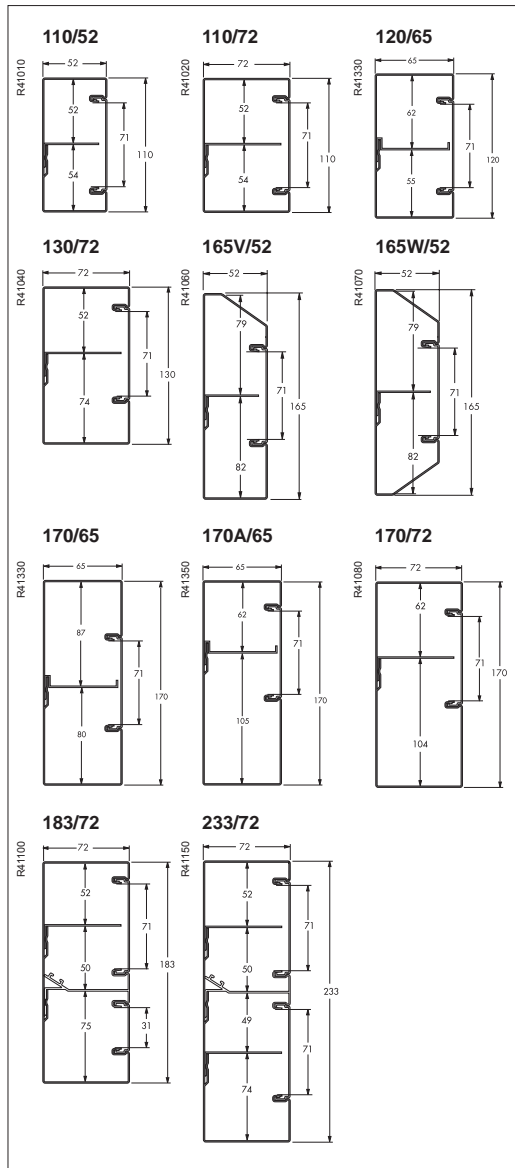
Art.No. 20063751	Steel trunking 110, 120, 130, 170
Art.No. 20063752	Steel trunking 183, 233
Art.No. 20063753	Steel trunking 165V, 165W
Art.No. 20051396	Universal corner
Art.No. 20063755	Universal T-piece

Mounting instructions are always included with the length material. Mounting instructions are also available on PI@net.

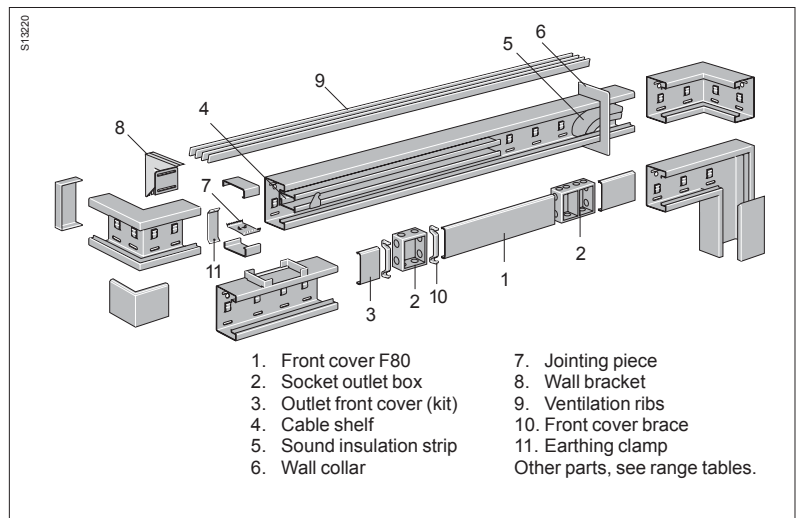
### Product Environmental Profile

Product Environmental Profile files are available on PI@net.

Design and dimensions



Exploded view



- 1. Front cover F80
  - 2. Socket outlet box
  - 3. Outlet front cover (kit)
  - 4. Cable shelf
  - 5. Sound insulation strip
  - 6. Wall collar
  - 7. Jointing piece
  - 8. Wall bracket
  - 9. Ventilation ribs
  - 10. Front cover brace
  - 11. Earthing clamp
- Other parts, see range tables.

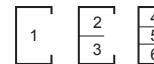
Cable capacity

110/52



Comp. No.	Comp. height (internal)	Cross section area mm <sup>2</sup>	Cable capacity mm <sup>2</sup>		
			40%	50%	60%
<b>Without mounting boxes</b>					
1	108	4226	1690	2113	2536
2	52	2095	838	1048	1257
3	54	2066	826	1033	1240
4	39	1598	639	799	959
5	33	1055	422	528	633
6	32	1351	540	676	811
<b>With mounted standard device boxes</b>					
1	1972	789	986	1183	
2	1011	404	506	607	
3	951	380	476	571	
4	928	371	464	557	
5	50	20	25	30	
6	882	353	441	529	
<b>With mounted CYB boxes, 30 mm deep</b>					
1	2811	1124	1406	1687	
2	1414	566	707	848	
3	1366	546	683	820	
4	1176	470	588	706	
5	428	171	214	257	
6	1054	422	527	632	

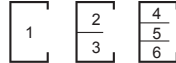
110/72



Comp. No.	Comp. height (internal)	Cross section area mm <sup>2</sup>	Cable capacity mm <sup>2</sup>		
			40%	50%	60%
<b>Without mounting boxes</b>					
1	108	6386	2554	3193	3832
2	52	3147	1259	1574	1888
3	54	3138	1255	1569	1883
4	39	2378	951	1189	1427
5	33	1715	686	858	1029
6	32	1990	796	995	1194
<b>With mounted standard device boxes</b>					
1	4132	1653	2066	2479	
2	2063	825	1032	1238	
3	2023	809	1012	1214	
4	1708	683	854	1025	
5	710	284	355	426	
6	1530	612	765	918	
<b>With mounted CYB boxes, 30 mm deep</b>					
1	4971	1988	2486	2983	
2	2466	986	1233	1480	
3	2438	975	1219	1463	
4	1956	782	978	1174	
5	1088	435	544	653	
6	1702	681	851	1021	

Cable capacity

120/65



Comp. No.	Comp. height (internal)	Cross section area mm <sup>2</sup>	Cable capacity mm <sup>2</sup>		
			40%	50%	60%
<b>Without mounting boxes</b>					
1	118	7050	2820	3525	4230
2	62	3354	1342	1677	2012
3	55	3638	1455	1819	2183
4	43	2652	1061	1326	1591
5	35	1706	682	853	1024
6	38	2255	902	1128	1353
<b>With mounted standard device boxes</b>					
1		3056	1222	1528	1834
2		1478	591	739	887
3		1478	591	739	887
4		1478	591	739	887
5		100	40	50	60
6		1478	591	739	887
<b>With mounted CYB boxes, 30 mm deep</b>					
1		3977	1591	1989	2386
2		1876	750	938	1126
3		1986	794	993	1192
4		1752	701	876	1051
5		475	190	238	285
6		1617	647	809	970

165V/52



Comp. No.	Comp. height (internal)	Cross section area mm <sup>2</sup>	Cable capacity mm <sup>2</sup>		
			40%	50%	60%
<b>Without mounting boxes</b>					
1	163	6590	2636	3295	3654
2	79	3050	1525	1830	
3	82	3470	1388	1735	2082
4	66	2540	1016	1270	1524
5	33	1080	432	540	648
6	60	2740	1096	1370	1644
<b>With mounted standard device boxes</b>					
1		5180	2072	2590	3108
2		2370	948	1185	1422
3		2770	1108	1385	1662
4		2120	848	1060	1272
5		450	180	225	270
6		2440	976		1464
<b>With mounted CYB boxes, 30 mm deep</b>					
1		4360	1744	2180	2616
2		1980	792	990	1188
3		2370	948	1185	1422
4		1890	756	945	1134
5		60	24	30	36
6		2280	912	1140	1368

170/65



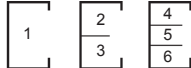
Comp. No.	Comp. height (internal)	Cross section area mm <sup>2</sup>	Cable capacity mm <sup>2</sup>		
			40%	50%	60%
<b>Without mounting boxes</b>					
1	168	10220	4088	5110	6132
2	87	4975	1990	2488	2985
3	80	5149	2060	2575	3089
4	69	4249	1700	2125	2549
5	35	2066	826	1033	1240
6	62	3824	1530	1912	2294
<b>With mounted standard device boxes</b>					
1		6352	2541	3176	3811
2		3049		1525	1829
3		3049		1525	1829
4		3049		1525	1829
5		254	102	127	152
6		3049		1525	1829
<b>With mounted CYB boxes, 30 mm deep</b>					
1		7061	2824	3531	4237
2		3480	1392	1740	2088
3		3525	1410	1763	2115
4		3345	1338	1673	2007
5		555	222	278	333
6		3197	1279	1599	1918

130/72



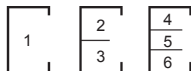
Comp. No.	Comp. height (internal)	Cross section area mm <sup>2</sup>	Cable capacity mm <sup>2</sup>		
			40%	50%	60%
<b>Without mounting boxes</b>					
1	128	7786	3114	3893	4672
2	52	3147	1259	1574	1888
3	74	4538	1815	2269	2723
4	39	2378	951	1189	1427
5	33	1715	686	858	1029
6	52	3399	1360	1700	2039
<b>With mounted standard device boxes</b>					
1		5534	2214	2767	3320
2		2063	825	1032	1238
3		3423	1369	1712	2054
4		1708	683	854	1025
5		710	284	355	426
6		2930	1172	1465	1758
<b>With mounted CYB boxes, 30 mm deep</b>					
1		6371	2548	3186	3823
2		2466	986	1233	1480
3		3838	1535	1919	2303
4		1956	782	978	1174
5		1088	435	544	653
6		3102	1241	1551	1861

165W/52



Comp. No.	Comp. height (internal)	Cross section area mm <sup>2</sup>	Cable capacity mm <sup>2</sup>		
			40%	50%	60%
<b>Without mounting boxes</b>					
1	163	6150	2460	3075	3690
2	79	3050	1525	1830	
3	82	3020	1208	1510	1812
4	66	2540	1016	1270	1524
5	33	1080	432	540	648
6	60	2290	916	1145	1374
<b>With mounted standard device boxes</b>					
1		4730	1892	2365	2838
2		2370	948	1185	1422
3		2320	928	1160	1392
4		2120	848	1060	1272
5		450	180	225	270
6		2000	800	1000	1200
<b>With mounted CYB boxes, 30 mm deep</b>					
1		3920	1568	1960	2352
2		1980	792	990	1188
3		1920	768	960	1152
4		1890	756	945	1134
5		60	24	30	36
6		1840	736	920	1104

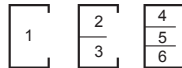
170A/65



Comp. No.	Comp. height (internal)	Cross section area mm <sup>2</sup>	Cable capacity mm <sup>2</sup>		
			40%	50%	60%
<b>Without mounting boxes</b>					
1	168	10220	4088	5110	6132
2	62	3395	1358	1698	2037
3	106	6729	2692	3365	4037
4	43	2704	1082	1352	1622
5	35	2066	826	1033	1240
6	89	5404	2162	2702	3242
<b>With mounted standard device boxes</b>					
1		6352	2541	3176	3811
2		1469	588	735	881
3		4629	1852	2315	2777
4		1469	588	735	881
5		254	102	127	152
6		4629	1852	2315	2777
<b>With mounted CYB boxes, 30 mm deep</b>					
1		7061	2824	3531	4237
2		1900	760	950	1140
3		5105	2042	2553	3063
4		1765	706	883	1059
5		555	222	278	333
6		4777	1911	2389	2866

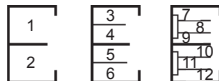
**Cable capacity**

170/72



Comp. No.	Comp. height (internal)	Cross section area mm <sup>2</sup>	Cable capacity mm <sup>2</sup>		
			40%	50%	60%
<b>Without mounting boxes</b>					
1	168	10586	4234	5293	6352
2	62	3847	1539	1924	2308
3	104	6638	2655	3319	3983
4	49	3078	1231	1539	1847
5	33	1715	686	858	1029
6	82	5499	2200	2750	3299
<b>With mounted standard device boxes</b>					
1	8334		3334	4167	5000
2	2763		1105	1382	1658
3	5523		2209	2762	3314
4	2408		963	1204	1445
5	710		284	355	426
6	5030		2012	2515	3018
<b>With mounted CYB boxes, 30 mm deep</b>					
1	9171		3668	4586	5503
2	3166		1266	1583	1900
3	5938		2375	2969	3563
4	2656		1062	1328	1594
5	1088		435	544	653
6	5202		2081	2601	3121

233/72




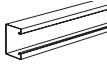
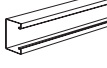
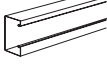







Comp. No.	Comp. height (internal)	Cross section area mm <sup>2</sup>	Cable capacity mm <sup>2</sup>		
			40%	50%	60%
<b>Without mounting boxes</b>					
1	104	6213	2485	3107	3728
2	125	6707	2683	3354	4024
3	52	3147	1259	1574	1888
4	50	2966	1186	1483	1780
5	49	2838	1135	1419	1703
6	74	3768	1507	1884	2261
7	39	2378	951	1189	1427
8	33	1715	686	858	1029
9	28	1827	731	914	1096
10	36	2070	828	1035	1242
11	33	1715	686	858	1029
12	52	2629	1052	1315	1577
<b>With mounted standard device boxes</b>					
1	3960		1584	1980	2376
2	4454		1782	2227	2672
3	2063		825	1032	1238
4	1851		740	926	1111
5	1754		702	877	1052
6	2653		1061	1327	1592
7	1708		683	854	1025
8	710		284	355	426
9	1358		543	679	815
10	1400		560	700	840
11	710		284	355	426
12	2160		864	1080	1296
<b>With mounted CYB boxes, 30 mm deep</b>					
1	4798		1919	2399	2879
2	5292		2117	2646	3175
3	2466		986	1233	1480
4	2265		906	1133	1359
5	2158		863	1079	1295
6	2787		1115	1394	1672
7	1956		782	978	1174
8	1088		435	544	653
9	1530		612	765	918
10	1648		659	824	989
11	1088		435	544	653
12	2201		880	1101	1321

183/72



Comp. No.	Comp. height (internal)	Cross section area mm <sup>2</sup>	Cable capacity mm <sup>2</sup>		
			40%	50%	60%
<b>Without mounting boxes</b>					
1	104	6213	2485	3107	3728
2	75	4514	1806	2257	2708
3	52	3147	1259	1574	1888
4	50	2966	1186	1483	1780
5	39	2378	951	1189	1427
6	33	1715	686	858	1029
7	28	1827	731	914	1096
<b>With mounted standard device boxes</b>					
1	3960		1584	1980	2376
2	4514		1806	2257	2708
3	2063		825	1032	1238
4	1851		740	926	1111
5	1708		683	854	1025
6	710		284	355	426
7	1358		543	679	815
<b>With mounted CYB boxes, 30 mm deep</b>					
1	4798		1919	2399	2879
2	4514		1806	2257	2708
3	2466		986	1233	1480
4	2265		906	1133	1359
5	1956		782	978	1174
6	1088		435	544	653
7	1530		612	765	918

Trunking base




















Type	Colour	Dimensions A/B/C (mm)	Qty per package	EAN code	Internal ID-No.	Ref. No.	
<b>Trunking base</b>							
Trunking base for wall surface mounting or on brackets. Can be divided into compartments by cable shelves. To be used with sheet steel front cover. Intended mainly for installation at mid-wall (window-sill) or skirting level. Supplied in the unit Metres (m). Material: Zinc coated sheet steel, unpainted or powder coated.							
L60240 	110 with one compartment	White RAL 9010 White RAL 1013 Optional White NCS	110/52/2500	2.5 m	7315880080701 7315880080718 3606480339523 3606480340819	20063796 20063493 20063492 20063966	INS 5550003 INS 5550002 INS 5550001 INS 5540001
L60250 	110 with one compartment	White RAL 9010 White RAL 1013 Optional White NCS	110/72/2500	2.5 m	7315880080848 7315880080855 3606480339530 3606480340826	20063797 20063495 20063494 20063967	INS 5550013 INS 5550012 INS 5550011 INS 5540011
L60250 	120 with one compartment	White RAL 9010 White RAL 1013 Optional Unpainted	120/65/3000	3.0 m	7315880080046 7315880080053 3606480339660 7315885551008	20063810 20063522 20063521 20063520	INS 5551003 INS 5551002 INS 5551001 INS 5551000
L60270 	130 with one compartment	White RAL 9010 White RAL 1013 Optional White NCS	130/72/2500	2.5 m	7315880081128 7315880081135 3606480339752 3606480340901	20063818 20063546 20063545 20063975	INS 5552003 INS 5552002 INS 5552001 INS 5541001
L60310 	165V with one compartment	White RAL 9010 White RAL 1013 Optional	165/52/2500	2.5 m	3606480340550 7315880081531 3606480340109	20063858 20063616 20063615	INS 5554003 INS 5554002 INS 5554001
L60320 	165W with one compartment	White RAL 9010 White RAL 1013 Optional	165/52/2500	2.5 m	3606480340567 7315880081708 3606480340116	20063859 20063618 20063617	INS 5554013 INS 5554012 INS 5554011
L61040 	170 with one compartment	White RAL 9010 White RAL 1013 Optional Unpainted	170/65/3000	3.0 m	7315880080060 7315880080077 3606480339837 7315885553002	20063827 20063563 20063562 20063561	INS 5553003 INS 5553002 INS 5553001 INS 5553000
L60330 	170A with one compartment	White RAL 9010 White RAL 1013 Optional Unpainted	170/65/3000	3.0 m	7315880080084 7315880080091 3606480339844 7315885553019	20063829 20063565 20063564 20063828	INS 5553013 INS 5553012 INS 5553011 INS 5553010
L60330 	170 with one compartment	White RAL 9010 White RAL 1013 Optional White NCS	170/72/2500	2.5 m	7315880081838 7315880081845 3606480339851 3606480340963	20063830 20063567 20063566 20063981	INS 5553023 INS 5553022 INS 5553021 INS 5544001
Trunking base for wall surface mounting or on brackets. Divided into an upper and a lower compartment by an integrated and removable partition wall, pre-punched every 200 mm. Can be divided into further compartments by cable shelves. To be used with sheet steel front cover. Intended mainly for installation at mid-wall (window-sill) or skirting level. Supplied in the unit Metres (m). Material: Zinc coated sheet steel, powder coated.							
L60370 	183 with two compartments	White RAL 9010 White RAL 1013 Optional	183/72/2500	2.5 m	3606480340680 7315880082248 3606480340239	20063871 20063642 20063641	INS 5555003 INS 5555002 INS 5555001
L60540 	233 with two compartments	White RAL 9010 White RAL 1013 Optional	233/72/2500	2.5 m	3606480340765 7315880082996 3606480340314	20063879 20063672 20063671	INS 5558003 INS 5558002 INS 5558001

Internal corners

	Type	Colour	Dimensions A/B/C (mm)	Qty per package	EAN code	Internal ID-No.	Ref. No.
<b>Internal corner</b>							
Internal corner with 80 mm front opening. Can be divided into compartments by cable shelves. To be used with sheet steel front cover. Larger sizes (183 and 233) with integrated and removable partition wall. Material: Zinc coated sheet steel, powder coated.							
L57960	Internal corner 110	White RAL 9010 White RAL 1013 Optional White NCS	110/52/200*	1	7315880080725 7315880080732 3606480339561 3606480340833	20063800 20063501 20063500 20063968	INS 5550203 INS 5550202 INS 5550201 INS 5540101
L57910	Internal corner 110	White RAL 9010 White RAL 1013 Optional White NCS	110/72/200*	1	7315880080862 7315880080879 3606480339578 3606480340840	20063801 20063503 20063502 20063969	INS 5550213 INS 5550212 INS 5550211 INS 5540111
L57910	Internal corner 120	White RAL 9010 White RAL 1013 Optional	120/65/200*	1	7315880080220 7315880080237 3606480339684	20063811 20063528 20063527	INS 5551203 INS 5551202 INS 5551201
L58010	Internal corner 130	White RAL 9010 White RAL 1013 Optional White NCS	130/72/200*	1	7315880081142 7315880081159 3606480339776 3606480340918	20063820 20063550 20063549 20063976	INS 5552203 INS 5552202 INS 5552201 INS 5541101
L58110	Internal corner 165V	White RAL 9010 White RAL 1013 Optional	165/52/200*	1	3606480340574 7315880081555 3606480340123	20063860 20063620 20063619	INS 5554203 INS 5554202 INS 5554201
L58160	Internal corner 165W	White RAL 9010 White RAL 1013 Optional	165/52/200*	1	3606480340581 7315880081722 3606480340130	20063861 20063622 20063621	INS 5554213 INS 5554212 INS 5554211
L61050	Internal corner 170	White RAL 9010 White RAL 1013 Optional	170/65/200*	1	7315880080244 7315880080251 3606480339899	20063834 20063575 20063574	INS 5553203 INS 5553202 INS 5553201
L58210	Internal corner 170A	White RAL 9010 White RAL 1013 Optional	170/65/200*	1	7315880080268 7315880080275 3606480340451	20063836 20063576 20063835	INS 5553213 INS 5553212 INS 5553211
L58210	Internal corner 170	White RAL 9010 White RAL 1013 Optional White NCS	170/72/200*	1	7315880081852 7315880081869 3606480339905 3606480340970	20063837 20063578 20063577 20063982	INS 5553223 INS 5553222 INS 5553221 INS 5544101
L60380	Internal corner 183 with partition wall	White RAL 9010 White RAL 1013 Optional	183/72/200*	1	3606480340697 7315880082262 3606480340246	20063872 20063644 20063643	INS 5555203 INS 5555202 INS 5555201
L60550	Internal corner 233 with partition wall	White RAL 9010 White RAL 1013 Optional	233/72/200*	1	7315880083009 7315880083016 3606480340321	20063880 20063674 20063673	INS 5558203 INS 5558202 INS 5558201
<b>Internal corner, adjustable</b>							
Adjustable internal corner with 80 mm front opening. To be used to fit together two trunking bases that form a certain angle. Material: Zinc coated sheet steel, powder coated.							
PR0810	Internal corner 120	White RAL 9010 White RAL 1013 Optional	120/65/115	1	7315880080282 7315880080299 3606480339691	20063812 20063530 20063529	INS 5551303 INS 5551302 INS 5551301
PR0800	Internal corner 170	White RAL 9010 White RAL 1013 Optional	170/65/115	1	7315880080305 7315880080312 3606480339912	20063838 20063580 20063579	INS 5553303 INS 5553302 INS 5553301
PR0790	Internal corner 170A	White RAL 9010 White RAL 1013 Optional	170/65/115	1	7315880080329 7315880080336 3606480339929	20063839 20063582 20063581	INS 5553313 INS 5553312 INS 5553311

















\* Wall-side measure.

**External & universal corners**

Type	Colour	Dimensions A/B/C (mm)		Qty per package	EAN code	Internal ID-No.	Ref. No.	
<b>External corner kit</b>								
External corner with 80 mm front opening, kit including sheet steel front cover. Can be divided into compartments by cable shelves. Larger sizes (183 and 233) with integrated and removable partition wall. Material: Zinc coated sheet steel, powder coated.								
L57870		External corner 110	White RAL 9010 White RAL 1013 Optional White NCS	110/52/200*	1	7315880080749 7315880080756 3606480339585 3606480340857	20063802 20063505 20063504 20063970	INS 5550403 INS 5550402 INS 5550401 INS 5540211
L57920		External corner 110	White RAL 9010 White RAL 1013 Optional White NCS	110/72/200*	1	7315880080886 7315880080893 3606480339592 3606480340796	20063803 20063507 20063506 20063964	INS 5550413 INS 5550412 INS 5550411 INS 5540231
L57920		External corner 120	White RAL 9010 White RAL 1013 Optional	120/65/200*	1	7315880080169 7315880080176 3606480339707	20063813 20063533 20063532	INS 5551403 INS 5551402 INS 5551401
L58020		External corner 130	White RAL 9010 White RAL 1013 Optional White NCS	130/72/200*	1	7315880081166 7315880081173 3606480339783 3606480340925	20063821 20063552 20063551 20063977	INS 5552403 INS 5552402 INS 5552401 INS 5541211
L58120		External corner 165V	White RAL 9010 White RAL 1013 Optional	165/52/200*	1	3606480340598 7315880081579 3606480340147	20063862 20063624 20063623	INS 5554403 INS 5554402 INS 5554401
L58170		External corner 165W	White RAL 9010 White RAL 1013 Optional	165/52/200*	1	3606480340604 7315880081746 3606480340154	20063863 20063626 20063625	INS 5554413 INS 5554412 INS 5554411
L61060		External corner 170	White RAL 9010 White RAL 1013 Optional	170/65/200*	1	7315880080183 7315880080190 3606480339936	20063840 20063584 20063583	INS 5553403 INS 5553402 INS 5553401
L62220		External corner 170A	White RAL 9010 White RAL 1013 Optional	170/65/200*	1	7315880080206 7315880080213 3606480339943	20063841 20063586 20063585	INS 5553413 INS 5553412 INS 5553411
L58220		External corner 170	White RAL 9010 White RAL 1013 Optional White NCS	170/72/200*	1	7315880081876 7315880081883 3606480339950 3606480340987	20063842 20063588 20063587 20063983	INS 5553423 INS 5553422 INS 5553421 INS 5544211
L60390		External corner 183 with partition wall	White RAL 9010 White RAL 1013 Optional	183/72/200*	1	3606480340703 7315880082286 3606480340253	20063873 20063646 20063645	INS 5555403 INS 5555402 INS 5555401
L60660		External corner 233 with partition wall	White RAL 9010 White RAL 1013 Optional	233/72/200*	1	7315880083023 7315880083030 3606480340338	20063881 20063676 20063675	INS 5558403 INS 5558402 INS 5558401
<b>Universal corner</b>								
Universal corner. Can be used both as internal and external corner. Material: Zinc coated sheet steel, powder coated.								
P81370		Universal corner 110	White RAL 9010 White RAL 1013 Optional	110/52/130*	1	7315885550100 7315880113546 3606480339547	20063798 20063497 20063496	INS 5550103 INS 5550102 INS 5550101
P81371		Universal corner 110	White RAL 9010 White RAL 1013 Optional	110/72/150*	1	7315885550124 7315880113560 3606480339554	20063799 20063499 20063498	INS 5550123 INS 5550122 INS 5550121
P81373		Universal corner 120	White RAL 9010 White RAL 1013 Optional	120/65/145*	1	7315880113621 7315880113614 3606480339677	20063525 20063524 20063523	INS 5551105 INS 5551104 INS 5551103
P81374		Universal corner 130	White RAL 9010 White RAL 1013 Optional	130/72/150*	1	7315885552128 7315880113638 3606480339769	20063819 20063548 20063547	INS 5552123 INS 5552122 INS 5552121
P81376		Universal corner 170	White RAL 9010 White RAL 1013 Optional	170/65/145*	1	7315880113706 7315880113713 3606480339875	20063832 20063571 20063570	INS 5553109 INS 5553107 INS 5553106
P81377		Universal corner 170A	White RAL 9010 White RAL 1013 Optional	170/65/145*	1	7315880113676 7315880113683 3606480339868	20063831 20063569 20063568	INS 5553102 INS 5553104 INS 5553103
P81378		Universal corner 170	White RAL 9010 White RAL 1013 Optional	170/72/150*	1	7315885553125 7315880113737 3606480339882	20063833 20063573 20063572	INS 5553123 INS 5553122 INS 5553121

\* Wall-side measure.

90° bends

















Type	Colour	Dimensions A/B/C (mm)	Qty per package	EAN code	Internal ID-No.	Ref. No.	
<b>Bend, 90°, kit</b>							
90° bend with 80 mm front opening. Kit including sheet steel front cover of 225 mm length. Can be divided into compartments by cable shelves. Available as riser or dropper. For some sizes only one type is available, in which case it can be used both as a riser and a dropper. Larger sizes (183 and 233) with integrated and removable partition wall. Material: Zinc coated sheet steel, powder coated.							
L57680 	Bend, riser/ dropper 110	White RAL 9010 White RAL 1013 Optional White NCS	250/52/250*	1	7315880080763 7315880080770 3606480339608 3606480340864	20063804 20063509 20063508 20063971	INS 5550503 INS 5550502 INS 5550501 INS 5540311
L57930 	Bend, riser/ dropper 110	White RAL 9010 White RAL 1013 Optional White NCS	250/72/250*	1	7315880080909 7315880080916 3606480339615 3606480340871	20063805 20063511 20063510 20063972	INS 5550513 INS 5550512 INS 5550511 INS 5540331
L57930 	Bend, riser/ dropper 120	White RAL 9010 White RAL 1013 Optional	250/65/250*	1	7315880080343 7315880080350 3606480339714	20063814 20063535 20063534	INS 5551503 INS 5551502 INS 5551501
L58030 	Bend, riser 130	White RAL 9010 White RAL 1013 Optional White NCS	250/72/250*	1	7315880081180 7315880081197 3606480339790 3606480340932	20063822 20063554 20063553 20063978	INS 5552503 INS 5552502 INS 5552501 INS 5541311
L58130 	Bend, dropper 130	White RAL 9010 White RAL 1013 Optional White NCS	250/72/250*	1	7315880081210 7315880081227 3606480339806 3606480340949	20063823 20063556 20063555 20063979	INS 5552509 INS 5552507 INS 5552506 INS 5541316
L58130 	Bend, riser 165V	White RAL 9010 White RAL 1013 Optional	250/52/250*	1	3606480340611 7315880081593 3606480340161	20063864 20063628 20063627	INS 5554503 INS 5554502 INS 5554501
L58180 	Bend, riser/ dropper 165W	White RAL 9010 White RAL 1013 Optional	250/52/250*	1	3606480340628 7315880081760 3606480340178	20063865 20063630 20063629	INS 5554513 INS 5554512 INS 5554511
L61070 	Bend, riser/ dropper 170	White RAL 9010 White RAL 1013 Optional	250/65/250*	1	7315880080367 7315880080374 3606480339967	20063843 20063590 20063589	INS 5553503 INS 5553502 INS 5553501
L68230 	Bend, riser 170A	White RAL 9010 White RAL 1013 Optional	250/65/250	1	7315880080381 7315880080398 3606480339974	20063844 20063592 20063591	INS 5553513 INS 5553512 INS 5553511
L68230 	Bend, dropper 170A	White RAL 9010 White RAL 1013 Optional	250/65/250	1	7315880080411 7315880080428 3606480339981	20063845 20063594 20063593	INS 5553519 INS 5553517 INS 5553516
L68230 	Bend, riser 170	White RAL 9010 White RAL 1013 Optional White NCS	250/72/250*	1	7315880081890 7315880081906 3606480339998 3606480340802	20063846 20063596 20063595 20063965	INS 5553523 INS 5553522 INS 5553521 INS 5544311
L68230 	Bend, dropper 170	White RAL 9010 White RAL 1013 Optional White NCS	250/72/250*	1	7315880081913 7315880081937 3606480340000 3606480340994	20063847 20063848 20063597 20063984	INS 5553525 INS 5553527 INS 5553526 INS 5544316
L60400 	Bend, riser 183, with partition wall	White RAL 9010 White RAL 1013 Optional	250/72/250*	1	3606480340710 7315880082309 3606480340260	20063874 20063648 20063647	INS 5555503 INS 5555502 INS 5555501
L60400 	Bend, dropper 183, with partition wall	White RAL 9010 White RAL 1013 Optional	250/72/250*	1	3606480340727 3606480340734 3606480340277	20063875 20063876 20063649	INS 5555505 INS 5555507 INS 5555506
L60570 	Bend, riser 233, with partition wall	White RAL 9010 White RAL 1013 Optional	300/72/300*	1	7315880083047 7315880083054 3606480340345	20063882 20063678 20063677	INS 5558503 INS 5558502 INS 5558501
L60570 	Bend, dropper 233, with partition wall	White RAL 9010 White RAL 1013 Optional	300/72/300*	1	7315880083061 7315880083085 3606480340352	20063883 20063884 20063679	INS 5558505 INS 5558507 INS 5558506

\* Wall-side measure.

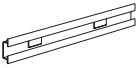

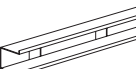























T-pieces							
	Type	Colour	Dimensions A/B/C (mm)	Qty per package	EAN code	Internal ID-No.	Ref. No.
<b>T-piece</b>							
T-piece with 80 mm front opening and integrated flanges that must be bent up to a 90° angle before assembly. Can be divided into compartments by cable shelves. Available as riser or dropper. To be used with sheet steel front cover. Larger sizes (183 and 233) with integrated and removable partition wall, provided with pre-punched holes. Material: Zinc coated sheet steel, powder coated.							
P64420	T-piece, riser 130	White RAL 9010	130/72/400	1	7315880081234	20063824	INS 5552603
		White RAL 1013 Optional			7315880081241 3606480339813	20063558 20063557	INS 5552602 INS 5552601
	T-piece, dropper 130	Optional	130/72/400	1	3606480340444	20063825	INS 5552606
P64422	T-piece, riser 170	White RAL 9010	170/72/400	1	3606480340482	20063851	INS 5553623
		White RAL 1013 Optional			7315880081951 3606480340031	20063603 20063602	INS 5553622 INS 5553621
	T-piece, dropper 170	Optional	170/72/400	1	3606480340048	20063604	INS 5553626
P64424	T-piece, riser 183, with partition wall	White RAL 9010	183/72/400	1	3606480340741	20063877	INS 5555603
		White RAL 1013 Optional			7315880082354 3606480340284	20063651 20063650	INS 5555602 INS 5555601
	T-piece, dropper 183, with partition wall	Optional	183/72/400	1	3606480340291	20063652	INS 5555606
P64427	T-piece, riser 233, with partition wall	White RAL 9010	233/72/400	1	7315880083092	20063885	INS 5558603
		White RAL 1013 Optional			7315880083108 3606480340369	20063681 20063680	INS 5558602 INS 5558601
	T-piece, dropper 233, with partition wall	Optional	233/72/400	1	3606480340376	20063682	INS 5558606
<b>T-piece, kit</b>							
T-piece kit including sheet steel front cover. With 80 mm front opening and integrated flanges that must be bent up to a 90° angle before assembly. Can be divided into compartments by cable shelves. Material: Zinc coated sheet steel, powder coated.							
L57880	T-piece 110	White RAL 9010	110/52/400	1	7315880080787	20063806	INS 5550603
		White RAL 1013 Optional			7315880080794 3606480339622	20063513 20063512	INS 5550602 INS 5550601
L60940		T-piece 110			White RAL 9010 White RAL 1013 Optional	110/72/400	1
L60940	T-piece 120	White RAL 9010 White RAL 1013 Optional	120/65/400	1	7315880080435 7315880080442 3606480339721	20063815 20063538 20063537	INS 5551603 INS 5551602 INS 5551601
L58140	T-piece 165V	White RAL 9010 White RAL 1013 Optional	235/52/400	1	3606480340635 7315880081616 3606480340185	20063866 20063632 20063631	INS 5554603 INS 5554602 INS 5554601
L58190	T-piece 165W	White RAL 9010 White RAL 1013 Optional	235/52/400	1	3606480340642 7315880081784 3606480340192	20063867 20063634 20063633	INS 5554613 INS 5554612 INS 5554611
L60850	T-piece 170	White RAL 9010 White RAL 1013 Optional	170/65/400	1	3606480340468 7315880080466 3606480340017	20063849 20063599 20063598	INS 5553603 INS 5553602 INS 5553601
L60860	T-piece 170A	White RAL 9010 White RAL 1013 Optional	170/65/400	1	3606480340475 7315880080480 3606480340024	20063850 20063601 20063600	INS 5553613 INS 5553612 INS 5553611
<b>Universal T-piece</b>							
Universal T-piece suitable for horizontal trunking 170A and vertical trunking 120 or 170, when used as a feeder. Material: Zinc coated sheet steel, powder coated.							
P118905	T-piece 120	White RAL 9010 White RAL 1013	48/16/120	1	8712186108983 8712186108976	20063793 20063792	INS 38050074 INS 38050014
	T-piece 170	White RAL 9010 White RAL 1013	48/16/170	1	3606480340437 3606480340420	20063795 20063794	INS 38051774 INS 38051714

Other accessories

Type	Colour	Dimensions A/B/C (mm)	Qty per package	EAN code	Internal ID-No.	Ref. No.		
<b>Stop end</b>								
Stop end intended to cover the ends of the trunking base. Available as left-hand and right-hand for some of the trunking sizes. Material: Zinc coated sheet steel, powder coated.								
L58650		Stop end 110	White RAL 9010	110/52/11	1	7315880080824	20063808	INS 5550803
			White RAL 1013			7315880080831	20063517	INS 5550802
		Optional	White NCS			3606480339646	20063516	INS 5550801
L58660		Stop end 110	White RAL 9010	110/72/11	1	7315880080961	20063809	INS 5550813
			White RAL 1013			7315880080978	20063519	INS 5550812
		Optional	White NCS			3606480339653	20063518	INS 5550811
L58680		Stop end 120	White RAL 9010	120/65/10	1	7315880080558	20063817	INS 5551803
			White RAL 1013			7315880080565	20063544	INS 5551802
		Optional				3606480339745	20063543	INS 5551801
L58690		Stop end 130	White RAL 9010	130/72/11	1	7315880081302	20063826	INS 5552803
			White RAL 1013			7315880081319	20063560	INS 5552802
		Optional	White NCS			3606480339820	20063559	INS 5552801
L58700		Stop end, left-hand 165V	White RAL 9010	165/52/11	1	3606480340659	20063868	INS 5554803
			White RAL 1013			7315880081654	20063636	INS 5554802
		Optional				3606480340208	20063635	INS 5554801
L58710		Stop end, right-hand 165V	White RAL 9010	165/52/11	1	3606480340666	20063869	INS 5554808
			White RAL 1013			7315880081685	20063638	INS 5554807
		Optional				3606480340215	20063637	INS 5554806
L58720		Stop end 165W	White RAL 9010	165/52/11	1	3606480340673	20063870	INS 5554813
			White RAL 1013			7315880081821	20063640	INS 5554812
		Optional				3606480340222	20063639	INS 5554811
L58720		Stop end 170	White RAL 9010	170/65/10	1	3606480340536	20063856	INS 5553803
			White RAL 1013			7315880080589	20063612	INS 5553802
		Optional				3606480340086	20063611	INS 5553801
L58720		Stop end 170	White RAL 9010	170/72/11	1	3606480340543	20063857	INS 5553813
			White RAL 1013			7315880082026	20063614	INS 5553812
		Optional	White NCS			3606480340093	20063613	INS 5553811
L58740		Stop end 183	White RAL 9010	183/72/11	1	3606480340758	20063878	INS 5555803
			White RAL 1013			7315880082422	20063654	INS 5555802
		Optional				3606480340307	20063653	INS 5555801
L58790		Stop end 233	White RAL 9010	233/72/11	1	7315880083160	20063886	INS 5558803
			White RAL 1013			7315880083177	20063684	INS 5558802
		Optional				3606480340383	20063683	INS 5558801
<b>Branching piece</b>								
Asymmetrical branching piece, used for connection of feeder trunking 170x40 mm to the trunking base. Available as upward or downward piece. Material: Zinc coated sheet steel, powder coated.								
P125311		Branching piece, upward 120	White RAL 9010	120/65/400	1	7315880080497	20063816	INS 5551703
			White RAL 1013			7315880080503	20063541	INS 5551702
		Optional				3606480339738	20063540	INS 5551701
L61010		Branching piece, upward 170	White RAL 9010	170/65/400	1	3606480340499	20063852	INS 5553703
			White RAL 1013			7315880080527	20063606	INS 5553702
		Optional				3606480340055	20063605	INS 5553701
L61020		Branching piece, upward 170A	White RAL 9010	170/65/400	1	3606480340505	20063853	INS 5553713
			White RAL 1013			7315880080534	20063608	INS 5553712
		Optional				3606480340062	20063607	INS 5553711
P109606		Branching piece, downward 170A	White RAL 9010	170/65/400	1	3606480340529	20063855	INS 5553719
			White RAL 1013			3606480340512	20063854	INS 5553717
		Optional				3606480340079	20063609	INS 5553716
<b>Feeder trunking</b>								
Feeder trunking 170x40 mm to be used in connection with branching piece. Material: Zinc coated sheet steel, powder coated.								
P109606		Feeder trunking	White RAL 9010	170/40/1000	1	3606480340413	20063789	INS 16480213
			White RAL 1013			8712186103155	20063788	INS 16480212

Accessories, including Thorsman-branded products

Type	Colour	Dimensions A/B/C (mm)	Qty per package	EAN code	Internal ID-No.	Ref. No.
<b>DIN-rail</b>						
DIN-rail, for the mounting of boxes and DIN devices in the trunking. To be used in trunking 120, 170 and 170A. Material: Zinc coated sheet steel, unpainted.						
L60730 	DIN-rail 195	—	35/8/195	10	7315885596207	20063719 INS 5596200
<b>Cable shelf, steel</b>						
Cable shelf, single or double, intended to divide the trunking into compartments. Material: Zinc coated sheet steel, unpainted.						
L60700 	Cable shelf, single	—	19/55/1500	18 m	7315885596108	20063717 INS 5596100
L60710 	Cable shelf, double	—	40/45/1500	18 m	7315885596115	20063718 INS 5596110
P81363 	TTS-KH52-1	—	27/40/1000	10	7315880113355	20049701 5591 730
P81363 	TTS-KH72-1	—	27/60/1000	10	7315885591745	20049703 5591 740
P81366 	TTS-KH52-2	—	41/33/1000	10	7315885591738	20049702 5591 733
P81366 	TTS-KH72-2	—	41/52/1000	10	7315880113362	20049704 5591 743
<b>Cable shelf, PVC</b>						
Cable shelf, single or double, intended to divide the trunking into compartments. Material: PVC.						
L32030 	TTS-KH52-1, single	Grey	-/41/500	25	7315880032144	10005034 5590 320
L32030 	TTS-KH72-1, single	Grey	-/61/500	25	7315880043492	10005042 5590 332
L13200 	TTS-KH52-2, double	Grey	37/39/500	25	7315880115366	10005037 5590 323
L13200 	TTS-KH72-2, double	Grey	49/61/500	25	7315885591721	10005338 5591 720
<b>Bottom cable shelf</b>						
Cable shelf to divide the bottom compartment of the trunking. Material: Zinc coated sheet steel, unpainted.						
L60720 	For trunking 120	—	61/22/1500	10	8712186018145	20063790 INS 19034200
L60720 	For trunking 170, 170A	—	61/47/1500	10	8712186018152	20063791 INS 19034700
<b>Front cover</b>						
Front cover for the 80 mm and 40 mm front opening respectively. Material: Zinc coated sheet steel, unpainted or powder coated.						
L30840 	Front cover F80	White RAL 9010 White RAL 1013 Optional White NCS Unpainted	80/12.7/1500	3 m	7315880097990 7315880098003 3606480340390 3606480341014 7315880097983	20063888 20063714 20063713 20063986 20063889
L30840 						INS 5596003 INS 5596007 INS 5596006 INS 5580096 INS 5596005
L87720 	Front cover F40	White RAL 9010 White RAL 1013 Optional	40/12.7/1500	3 m	7315880098164 7315880098171 3606480340406	20063890 20063716 20063715
L87720 						INS 5596019 INS 5596017 INS 5596016
<b>Outlet front cover kit</b>						
Outlet front cover kit including two front cover pieces, to be fitted on either side of socket outlets. Material: Zinc coated sheet steel, powder coated.						
L31960 	Outlet front cover kit	White RAL 9010 White RAL 1013 Optional	80/12.7/100	1	3606480340789 7315880099192 3606480340772	20063893 20063892 20063891
L31960 						INS 5596053 INS 5596052 INS 5596051
L31960 	TTS-FT50	White RAL 9010 Optional White NCS	80/12.7/50	1	7315880098089 7315880098072 3606480341021	20017087 20017086 20063987
L31960 						5595 107 5595 106 INS 5595108
<b>Jointing piece</b>						
Jointing piece intended to joint trunking base parts together and connect them to earth. Provided with punched earthing clips. Material: Stainless steel.						
L54700 	Jointing piece for 120, 170/65, 170A	—	8/65/60	20	7315880080640	20063724 INS 5596240
L54700 	TTS-JP52 for 110/52, 165V	—	-/51/60	20	7315885590939	10005152 5590 930
L54700 	TTS-JP72 for 110/72, 130, 170/72, 183, 233	—	-/71/60	20	7315880066026	10005153 5590 935


Accessories, including Thorsman-branded products

Type	Colour	Dimensions A/B/C (mm)	Qty per package	EAN code	Internal ID-No.	Ref. No.
<b>Jointing piece, cont.</b>						
L47450 TTS-JP52VW for 165V, 165W	—	—/51/60	20	7315885590953	20005115	5590 950
L60890 Jointing piece for 170A	—	69/38/63	20	7315885596245	20063725	INS 5596241
<b>Earth wires</b>						
Earth wire for bonding of the front cover to the trunking base. Material: Copper.						
L32120 TTI-JK300	Yellow/green	length 300	10	7315880051633	10005112	5590 505
TTI-JKF300	Yellow/green	length 300	10	7315880035947	10005113	5590 506
Earth wire with a tap-off device in one end and an earthing device in the other. For bonding of accessories to the trunking base. Material: Copper.						
L47040 TTI-JC250	Yellow/green	length 250	10	7315880052098	10005117	5590 515
L47050 TTI-EC250	Yellow/green	length 250	10	7315880052104	10005118	5590 516
L47060 TTI-FC250	Yellow/green	length 250	10	7315880052111	10005119	5590 517
<b>Earthing clamps</b>						
Earthing clamp for front covers shorter than 100 mm. To be used together with earth wire, for bonding of the front cover to earth. Material: Stainless steel.						
L59740 TTS-JB80	—	79/5/16	20	7315880098027	20017080	5590 509
Earthing clamp with screw for partition walls in two-compartment trunking. For bonding of the partition wall to earth. Material: Steel.						
L34620 TTS-JB	—	16/21/12	20	7315885590502	10005109	5590 500
<b>Wall brackets for steel trunking (except sizes 120, 170 and 170A)</b>						
Adjustable wall bracket for mounting of trunking at a distance from the wall. Available in two variants: low for 110 and 130 mm high trunking and high for trunking higher than 130 mm. Suitable for steel trunking (except sizes 120, 170 and 170A, see below). Material: Steel, unpainted.						
<b>Adjustable between (mm)</b>						
L58730 TTA-BT50L	50–70	102/126/50	10	7315885583511	20002319	5583 510
TTA-BT70L	70–110	102/126/70	10	7315880078647	20002318	5583 512
TTA-BT110L	110–170	102/126/110	10	7315880078654	20002317	5583 514
TTA-BT160L	160–260	162/126/160	10	7315880078661	20002316	5583 516
L59720 TTA-BT50H	50–70	162/126/50	10	7315885583535	20002314	5583 530
TTA-BT70H	70–110	162/126/70	10	7315880078685	20002313	5583 532
TTA-BT110H	110–170	162/126/110	10	7315880078692	20002312	5583 534
TTA-BT160H	160–260	162/126/160	10	7315880078708	20002311	5583 536
<b>Wall brackets for steel trunking sizes 120, 170 and 170A</b>						
Adjustable wall bracket for mounting of trunking at a distance from the wall. Suitable for steel trunking 120/65, 170/65, 170A/65. Material: Steel, unpainted.						
<b>Adjustable between (mm)</b>						
L60890 TTA-WG50	50–70	162/126/50	10	7315885583559	20005410	5583 550
TTA-WG70	70–110	162/126/70	10	7315880083931	20005409	5583 552
TTA-WG110	110–170	162/126/110	10	7315880083948	20005413	5583 554
TTA-WG160	160–260	162/126/160	10	7315880083955	20005412	5583 556
TTA-WG250	250–400	162/126/250	10	7315880083962	20005411	5583 558
<b>Ventilation-rib holder, kit</b>						
Kit including 10 plastic rib holders and 10 steel clamps. Suitable for TTA-BT and TTA-WG. Material: PC/ABS (grey), steel.						
P61520 TTA-GH1	—	15/120/34	1	7315880079873	20003545	5590 456

Accessories, including Thorsman-branded products

Type	Colour	Dimensions A/B/C (mm)	Qty per package	EAN code	Internal ID-No.	Ref. No.
<b>Ventilation rib</b>						
Ventilation rib, suitable for rib holder TTA-GH1. Material: Zinc coated sheet steel, powder coated.						
TTA-G10	Optional	20/10/2500	1	7315880043805	10005088	5590 446
<b>Washer</b>						
Washer to be used between bracket and wall or trunking and wall, to compensate for uneven walls. Material: PP.						
TTA-KM3	Grey	114/3/38	10	7315885583405	10004784	5583 408
TTA-KM5	Grey	114/5/38	10	7315885583412	10004785	5583 410
<b>Cable retainer</b>						
Cable retainer to keep cables in place during the installation phase. No need to remove it when fitting the front cover. Also intended to maintain a correct front cover retention in cases of heavy cable loads. For 80 mm front cover. Material: PVC.						
TTS-B80	Black	10/85	10	7315880031819	10004538	5580 905
<b>Joint cover pieces</b>						
Joint cover piece, intended to cover joints between trunking sections. Suitable for steel trunking. Material: Zinc coated sheet steel, unpainted or powder coated.						
TTS-US110	White RAL 9010 White RAL 1013 Optional White NCS	110/52/30	1	7315880084976 7315880084969 7315880084952 3606480341038	20006976 20006975 20006972 20063988	5595 203 5595 202 5595 201 INS 5595204
TTS-US110	White RAL 9010 White RAL 1013 Optional White NCS	110/72/30	1	7315880085010 7315880085003 7315880084990 3606480341045	20006979 20006978 20006973 20063989	5595 208 5595 207 5595 206 INS 5595209
TTS-US120	White RAL 9010 White RAL 1013 Optional	120/65/30	1	7315880085072 7315880085065 7315880085058	20006986 20006985 20006984	5595 223 5595 222 5595 221
TTS-US130	White RAL 9010 White RAL 1013 Optional White NCS	130/72/30	1	7315880085102 7315880085096 7315880085089 3606480341052	20006991 20006988 20006989 20063990	5595 243 5595 242 5595 241 INS 5595244
TTS-US165V	White RAL 9010 White RAL 1013 Optional	165/52/30	1	7315880085171 7315880085164 7315880085157	20006998 20006997 20006996	5595 263 5595 262 5595 261
TTS-US165W	White RAL 9010 White RAL 1013 Optional	165/52/30	1	7315880085201 7315880085195 7315880085188	20007001 20007000 20007002	5595 283 5595 282 5595 281
TTS-US170	White RAL 9010 White RAL 1013 Optional	170/65/30	1	7315880085232 7315880085225 7315880085218	20007005 20007004 20007007	5595 303 5595 302 5595 301
TTS-US170	White RAL 9010 White RAL 1013 Optional White NCS	170/72/30	1	7315880085270 7315880085263 7315880085256 3606480341069	20007009 20007008 20007011 20063991	5595 308 5595 307 5595 306 INS 5595309
TTS-US183	White RAL 9010 White RAL 1013 Optional	183/72/30	1	7315880085331 7315880085324 7315880085317	20007017 20007016 20007019	5595 323 5595 322 5595 321
TTS-US233	White RAL 9010 White RAL 1013 Optional	233/72/30	1	7315880085461 7315880085454 7315880085447	20007033 20007032 20007035	5595 383 5595 382 5595 381
<b>Wall frames, PVC</b>						
Wall frame to be used to cover a trunking passage through the wall or to make an attractive finish of the trunking against a wall. Suitable for steel trunking. Material: PVC.						
TTI-R233 72 mm	White RAL 9010	304/143/6	1	7315885591639	20002684	5591 630
For 120	White RAL 1013 White RAL 9010	170/90/10	1	8712186019197 8712186019203	20063488 20063489	INS 19161200 INS 19161270
For 170/65, 170A	White RAL 1013 White RAL 9010	220/90/10	1	8712186019258 8712186019265	20063490 20063491	INS 19161700 INS 19161770

Accessories, including Thorsman-branded products

Type	Colour	Dimensions A/B/C (mm)	 Qty per package	EAN code	ID No.	Ref. No.
<b>Wall frames, ABS</b>						
Wall frame to be used to cover a trunking passage through the wall or to make an attractive finish of the trunking against a wall. Suitable for steel trunking. Material: ABS.						
TTI-RS110 72 mm	White RAL 9010	178/105/25	1	7315885594227	10005462	5594 220
TTI-RS183 72 mm	White RAL 9010	251/105/25	1	7315885594302	10005475	5594 300
<b>Wall frames, PP</b>						
Wall frame to be used to cover a trunking passage through the wall or to make an attractive finish of the trunking against a wall. Suitable for steel trunking. Material: PP.						
TTI-CR130 72 mm	White RAL 9010	200/140/25	1	7315885594593	10005487	5594 595
TTI-CR170 72 mm	White RAL 9010	240/140/25	1	7315885594630	10005490	5594 635
<b>Insulation strips</b>						
Sound insulation strip to be used for sound absorbing up to 53 dB when a trunking passes through a wall. Supplied in a set of four for up to four compartments. Material: Foam rubber.						
TTI-T3045	Black	30/350/45	1	7315885590410	10005072	5590 410
TTI-T5070	Black	50/350/70	1	7315880011828	10005073	5590 414
<b>Saw support</b>						
Saw support/cutting jig for easy cutting of the trunking length. Material: Wood.						
Saw support 120	—	120/65/—	1	7315885596238	20063721	INS 5596230
Saw support 170	—	170/65/—	1	7315880080626	20063722	INS 5596231
Saw support 170A	—	170/65/—	1	7315880080633	20063723	INS 5596232

L12440



L12440



PP1537



L60760



L60740



L60750

