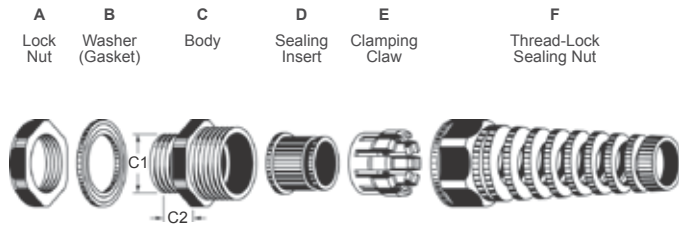


## 210-6010 Flex Protecting Cable Glands (A-Type)

PATENTED

Metric



- Thread Type : Metric, according to EN 60423.
- Material Data : Halogen-free Nylon PA 66 ( Flammability UL 94V-2 ) for A.C.E.F parts. ( Contact us for Flammability V0 material )  
Standard in weather-resistant EPDM rubbers for B.D parts. ( NBR rubber is optional for oil-resistance applications )  
**Our black cable glands are suitable for outdoor use have been subjected to UV light exposure and water immersion same as UL746C (f1) rating. UV ( Irradiance 340 nm ) exposure is performed by using a xenon-arc weatherometer for 1000 hours and intermittent exposure to water spray.**
- IP Protection : IP68 - 5 bar.
- Working Temp. : - 40 °C to 105 °C ( - 40 °F to 221 °F ). Short-Term to 160 °C ( 320 °F ).
- Application : AVC UL-certified flex protecting cable gland is the best for a cable entry system which protects cable against bending break failure.  
This is an important safety feature for a flexible cable on hand-held equipment, moving machine parts or other instruments.
- Contact us for designing & ordering different sealing hole patterns with varying diameters. ( Sealing Inserts are not sold separately )
- AVC sealing inserts are available in split versions for mounting wires with pre-assembled terminals or connectors. ( Minimum order quantity is required )
- The Washer ( Gasket ) and Lock Nut are all included in each cable gland, this saves additional ordering work and storage locations.

Seal Holes	Thread	Cat. No.				Cable Range mmφ	Thread O. D. C1 mm	Panel Mounting Hole mm	Thread Length C2 mm	Spanner Size A / F mm	Body Min. I. D. mm	Std. Pkg. pcs	
		Sizes		Black RAL 9005	Light Grey RAL 7035								Silver Grey RAL 7001
A TYPE	Short Thread	M16 X 1.5	MG16AS - P - 03	B	G	SG	3.1 ~ 2	16	16 ~ 16.3	10	22 / 19	7.8	10
			MG16AS - P - 05	B	G	SG	5.3 ~ 3	16	16 ~ 16.3	10	22 / 19	7.8	10
			MG16A - P - 06 - ST	B	G	SG	7 ~ 4	16	16 ~ 16.3	10	22 / 22	10.5	10
			MG16AS - P - 08	B	G	SG	7.8 ~ 4.5	16	16 ~ 16.3	10	22 / 19	7.8	10
			MG16A - P - 10 - ST	B	G	SG	10 ~ 6	16	16 ~ 16.3	10	22 / 22	10.5	10
	M20 X 1.5	MG20AS - P - 06	B	G	SG	7 ~ 4	20	20 ~ 20.3	10	24 / 22	10	10	
		MG20A - P - 06 - ST	B	G	SG	6.6 ~ 4	20	20 ~ 20.3	10	27 / 27	13.5	10	
		MG20AL - P - 06 - ST	B	G	SG	6.6 ~ 5	20	20 ~ 20.3	10	27 / 33	14.5	10	
		MG20AS - P - 10	B	G	SG	10 ~ 6	20	20 ~ 20.3	10	24 / 22	10	10	
		MG20A - P - 10 - ST	B	G	SG	11 ~ 7	20	20 ~ 20.3	10	27 / 27	13.5	10	
		MG20AL - P - 10 - ST	B	G	SG	10.5 ~ 6	20	20 ~ 20.3	10	27 / 33	14.5	10	
		MG20A - P - 13 - ST	B	G	SG	13 ~ 8	20	20 ~ 20.3	10	27 / 27	13.5	10	
		MG20AL - P - 14 - ST	B	G	SG	14.5 ~ 9	20	20 ~ 20.3	10	27 / 33	14.5	10	
		MG20AL - P - 15 - ST	B	G	SG	14.5 ~ 11	20	20 ~ 20.3	10	27 / 33	14.5	10	
		M25 X 1.5	MG25AS - P - 06	B	G	SG	6.6 ~ 4	25	25 ~ 25.4	12	33 / 27	13.5	10
	MG25A - P - 06 - ST		B	G	SG	6.6 ~ 5	25	25 ~ 25.4	10	33 / 33	16	10	
	MG25AS - P - 10		B	G	SG	11 ~ 7	25	25 ~ 25.4	12	33 / 27	13.5	10	
	MG25A - P - 10 - ST		B	G	SG	10.5 ~ 6	25	25 ~ 25.4	10	33 / 33	16	10	
	MG25AS - P - 13		B	G	SG	13 ~ 8	25	25 ~ 25.4	12	33 / 27	13.5	10	
	M32 X 1.5	MG25A - P - 14 - ST	B	G	SG	14.7 ~ 9	25	25 ~ 25.4	10	33 / 33	16	10	
		MG25A - P - 16 - ST	B	G	SG	15.8 ~ 12	25	25 ~ 25.4	10	33 / 33	16	10	
		MG32AS - P - 06	B	G	SG	6.6 ~ 5	32	32 ~ 32.4	12	41 / 33	16	10	
		MG32AS - P - 10	B	G	SG	10.5 ~ 6	32	32 ~ 32.4	12	41 / 33	16	10	
	Long Thread	M12 X 1.5	MG32AS - P - 14	B	G	SG	14.7 ~ 9	32	32 ~ 32.4	12	41 / 33	16	10
MG32AS - P - 16			B	G	SG	15.8 ~ 12	32	32 ~ 32.4	12	41 / 33	16	10	
MG12A - P - 03			B	G	SG	3.1 ~ 2	12	12 ~ 12.3	9	18 / 19	7.8	10	
M16 X 1.5		MG12A - P - 05	B	G	SG	5.3 ~ 3	12	12 ~ 12.3	9	18 / 19	7.8	10	
		MG12A - P - 08	B	G	SG	7.8 ~ 4.5	12	12 ~ 12.3	9	18 / 19	7.8	10	
		MG16A - P - 06	B	G	SG	7 ~ 4	16	16 ~ 16.3	15	22 / 22	10.5	10	
M20 X 1.5		MG16A - P - 10	B	G	SG	10 ~ 6	16	16 ~ 16.3	15	22 / 22	10.5	10	
		MG20A - P - 06	B	G	SG	6.6 ~ 4	20	20 ~ 20.3	15	27 / 27	13.5	10	
		MG20AL - P - 06	B	G	SG	6.6 ~ 5	20	20 ~ 20.3	15	27 / 33	14.5	10	
		MG20AM - P - 08	B	G	SG	8.8 ~ 5	20	20 ~ 20.3	15	24 / 24	11.5	10	
		MG20A - P - 10	B	G	SG	11 ~ 7	20	20 ~ 20.3	15	27 / 27	13.5	10	
		MG20AL - P - 10	B	G	SG	10.5 ~ 6	20	20 ~ 20.3	15	27 / 33	14.5	10	
		MG20AM - P - 11	B	G	SG	11.5 ~ 7	20	20 ~ 20.3	15	24 / 24	11.5	10	
		MG20A - P - 13	B	G	SG	13 ~ 8	20	20 ~ 20.3	15	27 / 27	13.5	10	
		MG20AL - P - 14	B	G	SG	14.5 ~ 9	20	20 ~ 20.3	15	27 / 33	14.5	10	
		MG20AL - P - 15	B	G	SG	14.5 ~ 11	20	20 ~ 20.3	15	27 / 33	14.5	10	
		M25 X 1.5	MG25A - P - 06	B	G	SG	6.6 ~ 5	25	25 ~ 25.4	15	33 / 33	16	10
			MG25A - P - 10	B	G	SG	10.5 ~ 6	25	25 ~ 25.4	15	33 / 33	16	10
			MG25A - P - 14	B	G	SG	14.7 ~ 9	25	25 ~ 25.4	15	33 / 33	16	10
			MG25A - P - 16	B	G	SG	15.8 ~ 12	25	25 ~ 25.4	15	33 / 33	16	10

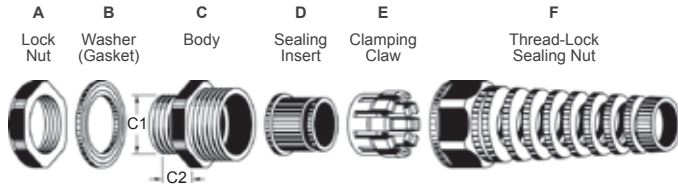
## 210-6010 Flex Protecting Cable Glands (A-Type)

PATENTED

PG

G (PF)

NPT



- Thread Type : PG, G ( PF ) and NPT ( Without lock nut ) .
- Material Data : Halogen-free Nylon PA 66 ( Flammability UL 94V-2 ) for A.C.E.F parts. ( Contact us for Flammability V0 material )  
Standard in weather-resistant EPDM rubbers for B.D parts. ( NBR rubber is optional for oil-resistance applications )  
Our black cable glands are suitable for outdoor use have been subjected to UV light exposure and water immersion same as UL746C (f1) rating.  
UV ( Irradiance 340 nm ) exposure is performed by using a xenon-arc weatherometer for 1000 hours and intermittent exposure to water spray.
- IP Protection : IP68 - 5 bar.
- Working Temp. : - 40 °C to 105 °C ( - 40 °F to 221 °F ). Short-Term to 160 °C ( 320 °F ).

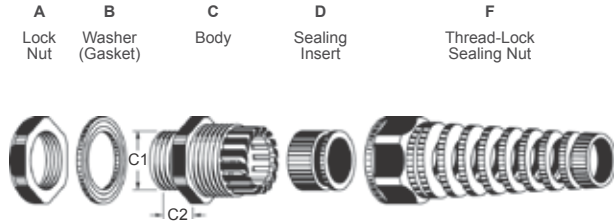
Seal Holes	Thread	Cat. No.			Cable Range mmφ	Thread O. D. C1 mm	Panel Mounting Hole mm	Thread Length C2 mm	Spanner Size A / F mm	Body Min. I. D. mm	Std. Pkg. pcs	
		Sizes										
			Black RAL 9005	Light Grey RAL 7035	Silver Grey RAL 7001							
A TYPE	PG 7	PGA7 - P - 03	B	G	SG	3.1 ~ 2	12.5	12.5 ~ 12.8	8.5	17 / 19	8	10
		PGA7 - P - 05	B	G	SG	5.3 ~ 3	12.5	12.5 ~ 12.8	8.5	17 / 19	8	10
		PGA7 - P - 08	B	G	SG	7.8 ~ 4.5	12.5	12.5 ~ 12.8	8.5	17 / 19	8	10
	PG 9	PGA9 - P - 03	B	G	SG	3.1 ~ 2	15.2	15.2 ~ 15.5	9	22 / 19	8	10
		PGA9 - P - 05	B	G	SG	5.3 ~ 3	15.2	15.2 ~ 15.5	9	22 / 19	8	10
		PGA9 - P - 08	B	G	SG	7.8 ~ 4.5	15.2	15.2 ~ 15.5	9	22 / 19	8	10
	PG 11	PGA9L - P - 09	B	G	SG	9 ~ 5	15.2	15.2 ~ 15.5	10	22 / 22	10.2	10
		PGA11 - P - 06	B	G	SG	7 ~ 4	18.6	18.6 ~ 18.9	10	24 / 22	10.5	10
		PGA11 - P - 10	B	G	SG	10 ~ 6	18.6	18.6 ~ 18.9	10	24 / 22	10.5	10
	PG 13.5	PGA11L - P - 12	B	G	SG	12 ~ 8	18.6	18.6 ~ 18.9	10	24 / 27	13.5	10
		PGA13.5 - P - 08	B	G	SG	8.8 ~ 5	20.4	20.4 ~ 20.7	10	27 / 24	11.5	10
		PGA13.5 - P - 11	B	G	SG	11.5 ~ 7	20.4	20.4 ~ 20.7	10	27 / 24	11.5	10
	PG 16	PGA13.5L - P - 13	B	G	SG	13 ~ 10	20.4	20.4 ~ 20.7	10	27 / 27	13.5	10
		PGA16 - P - 06	B	G	SG	6.6 ~ 4	22.5	22.5 ~ 22.8	11	30 / 27	13.5	10
		PGA16L - P - 06	B	G	SG	6.6 ~ 5	22.5	22.5 ~ 22.8	10	30 / 33	16	10
		PGA16 - P - 10	B	G	SG	11 ~ 7	22.5	22.5 ~ 22.8	11	30 / 27	13.5	10
		PGA16L - P - 10	B	G	SG	10.5 ~ 6	22.5	22.5 ~ 22.8	10	30 / 33	16	10
	PG 21	PGA16 - P - 13	B	G	SG	13 ~ 8	22.5	22.5 ~ 22.8	11	30 / 27	13.5	10
		PGA16L - P - 14	B	G	SG	14.7 ~ 9	22.5	22.5 ~ 22.8	10	30 / 33	16	10
		PGA16L - P - 15	B	G	SG	15 ~ 11	22.5	22.5 ~ 22.8	10	30 / 33	16	10
PGA21 - P - 06		B	G	SG	6.6 ~ 5	28.3	28.3 ~ 28.7	12.5	36 / 33	16	10	
PGA21 - P - 10		B	G	SG	10.5 ~ 6	28.3	28.3 ~ 28.7	12.5	36 / 33	16	10	
PGA21 - P - 14		B	G	SG	14.7 ~ 9	28.3	28.3 ~ 28.7	12.5	36 / 33	16	10	
G (PF)	1/4	PGA21 - P - 16	B	G	SG	15.8 ~ 12	28.3	28.3 ~ 28.7	12.5	36 / 33	16	10
		FGA13 - P - 03	B	G	SG	3.1 ~ 2	13.157	13.2 ~ 13.4	9	19 / 19	8	10
		FGA13 - P - 05	B	G	SG	5.3 ~ 3	13.157	13.2 ~ 13.4	9	19 / 19	8	10
	3/8	FGA13 - P - 08	B	G	SG	7.8 ~ 4.5	13.157	13.2 ~ 13.4	9	19 / 19	8	10
		FGA17 - P - 06	B	G	SG	7 ~ 4	16.662	16.7 ~ 16.9	10	22 / 22	10.5	10
		FGA17 - P - 10	B	G	SG	10 ~ 6	16.662	16.7 ~ 16.9	10	22 / 22	10.5	10
	1/2	FGA21S - P - 06	B	G	SG	7 ~ 4	20.955	21 ~ 21.2	10	27 / 22	10.5	10
		FGA21L - P - 06	B	G	SG	6.6 ~ 4	20.955	21 ~ 21.2	10	27 / 27	13.5	10
		FGA21H - P - 06	B	G	SG	6.6 ~ 4	20.955	21 ~ 21.2	15	27 / 27	13.5	10
		FGA21LL - P - 06	B	G	SG	6.6 ~ 5	20.955	21 ~ 21.2	10	30 / 33	15	10
		FGA21HL - P - 06	B	G	SG	6.6 ~ 5	20.955	21 ~ 21.2	15	30 / 33	15	10
		FGA21M - P - 08	B	G	SG	8.8 ~ 5	20.955	21 ~ 21.2	10	27 / 24	11.5	10
		FGA21S - P - 10	B	G	SG	10 ~ 6	20.955	21 ~ 21.2	10	27 / 22	10.5	10
		FGA21L - P - 10	B	G	SG	11 ~ 7	20.955	21 ~ 21.2	10	27 / 27	13.5	10
		FGA21H - P - 10	B	G	SG	11 ~ 7	20.955	21 ~ 21.2	15	27 / 27	13.5	10
		FGA21LL - P - 10	B	G	SG	10.5 ~ 6	20.955	21 ~ 21.2	10	30 / 33	15	10
		FGA21HL - P - 10	B	G	SG	10.5 ~ 6	20.955	21 ~ 21.2	15	30 / 33	15	10
		3/4	FGA21M - P - 11	B	G	SG	11.5 ~ 7	20.955	21 ~ 21.2	10	27 / 24	11.5
	FGA21L - P - 13		B	G	SG	13 ~ 8	20.955	21 ~ 21.2	10	27 / 27	13.5	10
	FGA21H - P - 13		B	G	SG	13 ~ 8	20.955	21 ~ 21.2	15	27 / 27	13.5	10
FGA21LL - P - 14	B		G	SG	14.7 ~ 9	20.955	21 ~ 21.2	10	30 / 33	15	10	
FGA21HL - P - 14	B		G	SG	14.7 ~ 9	20.955	21 ~ 21.2	15	30 / 33	15	10	
FGA21LL - P - 15	B		G	SG	15 ~ 11	20.955	21 ~ 21.2	10	30 / 33	15	10	
FGA21HL - P - 15	B		G	SG	15 ~ 11	20.955	21 ~ 21.2	15	30 / 33	15	10	
FGA26S - P - 06	B		G	SG	6.6 ~ 4	26.441	26.5 ~ 26.8	12	33 / 27	13.5	10	
1	FGA26 - P - 06	B	G	SG	6.6 ~ 5	26.441	26.5 ~ 26.8	12.5	33 / 33	16	10	
	FGA26S - P - 10	B	G	SG	11 ~ 7	26.441	26.5 ~ 26.8	12	33 / 27	13.5	10	
	FGA26 - P - 10	B	G	SG	10.5 ~ 6	26.441	26.5 ~ 26.8	12.5	33 / 33	16	10	
	FGA26S - P - 13	B	G	SG	13 ~ 8	26.441	26.5 ~ 26.8	12	33 / 27	13.5	10	
	FGA26 - P - 14	B	G	SG	14.7 ~ 9	26.441	26.5 ~ 26.8	12.5	33 / 33	16	10	
	FGA26 - P - 16	B	G	SG	15.8 ~ 12	26.441	26.5 ~ 26.8	12.5	33 / 33	16	10	
NPT 3/8	FGA33S - P - 06	B	G	SG	6.6 ~ 5	33.249	33.3 ~ 33.6	12	42 / 33	16	10	
	FGA33S - P - 10	B	G	SG	10.5 ~ 6	33.249	33.3 ~ 33.6	12	42 / 33	16	10	
	FGA33S - P - 14	B	G	SG	14.7 ~ 9	33.249	33.3 ~ 33.6	12	42 / 33	16	10	
NPT 1/2	FGA33S - P - 16	B	G	SG	15.8 ~ 12	33.249	33.3 ~ 33.6	12	42 / 33	16	10	
	NPA17 - P - 06	B	G	SG	7 ~ 4	17.055	-	13	22 / 22	10.5	10	
	NPA17 - P - 10	B	G	SG	10 ~ 6	17.055	-	13	22 / 22	10.5	10	
NPT 3/4	NPA21 - P - 06	B	G	SG	6.6 ~ 4	21.223	-	13	27 / 27	13.5	10	
	NPA21 - P - 10	B	G	SG	11 ~ 7	21.223	-	13	27 / 27	13.5	10	
	NPA21 - P - 13	B	G	SG	13 ~ 8	21.223	-	13	27 / 27	13.5	10	
	NPA26 - P - 06	B	G	SG	6.6 ~ 5	26.568	-	15	33 / 33	16	10	
	NPA26 - P - 10	B	G	SG	10.5 ~ 6	26.568	-	15	33 / 33	16	10	
	NPA26 - P - 14	B	G	SG	14.7 ~ 9	26.568	-	15	33 / 33	16	10	

## 210-6020 Flex Protecting Cable Glands (B-Type)

PATENTED

Metric

PG



- Thread Type : Metric and PG.
- Material Data : Halogen-free Nylon PA 66 ( Flammability UL 94V-2 ) for A.C.F parts. ( Contact us for Flammability V0 material )  
Standard in weather-resistant EPDM rubbers for B.D parts. ( NBR rubber is optional for oil-resistance applications )  
*Our black cable glands are suitable for outdoor use have been subjected to UV light exposure and water immersion same as UL746C (f1) rating. UV ( Irradiance 340 nm ) exposure is performed by using a xenon-arc weatherometer for 1000 hours and intermittent exposure to water spray.*
- IP Protection : IP68 - 5 bar.
- Working Temp. : - 40 °C to 105 °C ( - 40 °F to 221 °F ). Short-Term to 160 °C ( 320 °F ).
- Application : AVC UL-certified flex protecting cable glands limit the cable bending to avoid twisted and protect the cable jacket against break at the bending point to reduce the risk of failure. With their outstanding ability in weather resistance, strain relief, watertight and airtight performances, the flex protecting cable glands are the best cable entry systems with safety features ideally used in the fields of flexible cables on hand-held equipment, moving machine parts, telecommunications, wireless networking ODUs, solar PV modules, inverters, lightings, displays, surveillance cameras, measurings, sensors and other instruments.
- \* Contact us for designing & ordering different sealing hole patterns with varying diameters. ( Sealing Inserts are not sold separately )
- \* AVC sealing inserts are available in split versions for mounting wires with pre-assembled terminals or connectors. ( Minimum order quantity is required )
- \* The Washer ( Gasket ) and Lock Nut are all included in each cable gland, this saves additional ordering work and storage locations.

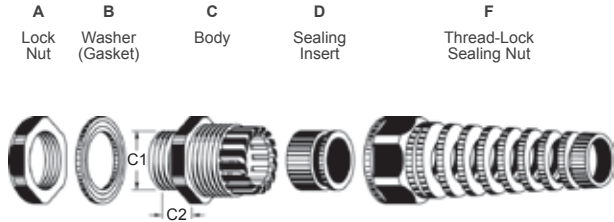
Seal Holes	Thread	Cat. No.				Cable Range mmφ	Thread O. D. C1 mm	Panel Mounting Hole mm	Thread Length C2 mm	Spanner Size A / F mm	Body Min. I. D. mm	Std. Pkg. pcs	
		Sizes		Black RAL 9005	Light Grey RAL 7035								Silver Grey RAL 7001
B TYPE	Short Thread	M12 X 1.5	MGB12 - P - 05 - ST	B	G	SG	5.5 ~ 3	12	12 ~ 12.3	8.5	18 / 15	7	10
			MGB12 - P - 07 - ST	B	G	SG	6.8 ~ 4	12	12 ~ 12.3	8.5	18 / 15	7	10
		M16 X 1.5	MGB16 - P - 07 - ST	B	G	SG	7 ~ 4	16	16 ~ 16.3	10	22 / 22	10.5	10
			MGB16 - P - 10 - ST	B	G	SG	10.4 ~ 6	16	16 ~ 16.3	10	22 / 22	10.5	10
		M20 X 1.5	MGB20M - P - 08 - ST	B	G	SG	9 ~ 4.5	20	20 ~ 20.3	9.5	24 / 24	11.5	10
			MGB20 - P - 10 - ST	B	G	SG	11.2 ~ 5.5	20	20 ~ 20.3	10	27 / 27	13.5	10
	MGB20M - P - 11 - ST		B	G	SG	11.5 ~ 6.5	20	20 ~ 20.3	9.5	24 / 24	11.5	10	
	M25 X 1.5	MGB20 - P - 13 - ST	B	G	SG	13.5 ~ 8	20	20 ~ 20.3	10	27 / 27	13.5	10	
	M25 X 1.5	MGB25 - P - 16 - ST	B	G	SG	15.8 ~ 10.5	25	25 ~ 25.4	10	33 / 33	16	10	
	Long Thread	M12 X 1.5	MGB12L - P - 03	B	G	SG	3.1 ~ 2	12	12 ~ 12.3	15	18 / 19	8	10
			MGB12L - P - 05	B	G	SG	5.5 ~ 3	12	12 ~ 12.3	15	18 / 19	8	10
			MGB12L - P - 08	B	G	SG	8 ~ 4.5	12	12 ~ 12.3	15	18 / 19	8	10
		M16 X 1.5	MGB16 - P - 07	B	G	SG	7 ~ 4	16	16 ~ 16.3	15	22 / 22	10.5	10
			MGB16 - P - 10	B	G	SG	10.4 ~ 6	16	16 ~ 16.3	15	22 / 22	10.5	10
		M20 X 1.5	MGB20M - P - 08	B	G	SG	9 ~ 4.5	20	20 ~ 20.3	15	24 / 24	11.5	10
	MGB20 - P - 10		B	G	SG	11.2 ~ 5.5	20	20 ~ 20.3	15	27 / 27	13.5	10	
	MGB20M - P - 11		B	G	SG	11.5 ~ 6.5	20	20 ~ 20.3	15	24 / 24	11.5	10	
	M25 X 1.5	MGB20 - P - 13	B	G	SG	13.5 ~ 8	20	20 ~ 20.3	15	27 / 27	13.5	10	
M25 X 1.5	MGB25 - P - 16	B	G	SG	15.8 ~ 10.5	25	25 ~ 25.4	15	33 / 33	16	10		
PG	PG 7	PGB7 - P - 05	B	G	SG	5.5 ~ 3	12.5	12.5 ~ 12.8	8	17 / 15	7	10	
		PGB7 - P - 07	B	G	SG	6.8 ~ 4	12.5	12.5 ~ 12.8	8	17 / 15	7	10	
	PG 9	PGB9 - P - 03	B	G	SG	3.1 ~ 2	15.2	15.2 ~ 15.5	8.5	22 / 19	8.5	10	
		PGB9 - P - 05	B	G	SG	5.5 ~ 3	15.2	15.2 ~ 15.5	8.5	22 / 19	8.5	10	
	PG 9	PGB9 - P - 09	B	G	SG	8.2 ~ 4.5	15.2	15.2 ~ 15.5	8.5	22 / 19	8.5	10	
		PGB9 - P - 07	B	G	SG	7 ~ 4	18.6	18.6 ~ 18.9	9	24 / 22	10.5	10	
	PG 11	PGB11 - P - 10	B	G	SG	10.4 ~ 6	18.6	18.6 ~ 18.9	9	24 / 22	10.5	10	
		PGB11 - P - 08	B	G	SG	9 ~ 4.5	20.4	20.4 ~ 20.7	10	27 / 24	11.5	10	
	PG 13.5	PGB13.5 - P - 11	B	G	SG	11.5 ~ 6.5	20.4	20.4 ~ 20.7	10	27 / 24	11.5	10	
		PGB13.5 - P - 10	B	G	SG	11.2 ~ 5.5	22.5	22.5 ~ 22.8	10	30 / 27	13.5	10	
	PG 16	PGB16 - P - 13	B	G	SG	13.5 ~ 8	22.5	22.5 ~ 22.8	10	30 / 27	13.5	10	
		PGB16 - P - 16	B	G	SG	15.8 ~ 10.5	28.3	28.3 ~ 28.7	12	36 / 33	16	10	

## 210-6020 Flex Protecting Cable Glands (B-Type)

PATENTED

G (PF)

NPT



- Thread Type : G ( PF ) and NPT ( Without lock nut ) .
- Material Data : Halogen-free Nylon PA 66 ( Flammability UL 94V-2 ) for A.C.F parts. ( Contact us for Flammability V0 material )  
Standard in weather-resistant EPDM rubbers for B.D parts. ( NBR rubber is optional for oil-resistance applications )  
Our black cable glands are suitable for outdoor use have been subjected to UV light exposure and water immersion same as UL746C (f1) rating. UV ( Irradiance 340 nm ) exposure is performed by using a xenon-arc weatherometer for 1000 hours and intermittent exposure to water spray.
- IP Protection : IP68 - 5 bar.
- Working Temp. : - 40 °C to 105 °C ( - 40 °F to 221 °F ). Short-Term to 160 °C ( 320 °F ).
- Application : AVC UL-certified flex protecting cable glands limit the cable bending to avoid twisted and protect the cable jacket against break at the bending point to reduce the risk of failure. With their outstanding ability in weather resistance, strain relief, watertight and airtight performances, the flex protecting cable glands are the best cable entry systems with safety features ideally used in the fields of flexible cables on hand-held equipment, moving machine parts, telecommunications, wireless networking ODUs, solar PV modules, inverters, lightings, displays, surveillance cameras, measurings, sensors and other instruments.
- \* Contact us for designing & ordering different sealing hole patterns with varying diameters. ( Sealing Inserts are not sold separately )
- \* AVC sealing inserts are available in split versions for mounting wires with pre-assembled terminals or connectors. ( Minimum order quantity is required )

Seal Holes	Thread	Cat. No.			Cable Range mmφ	Thread O. D. C1 mm	Panel Mounting Hole mm	Thread Length C2 mm	Spanner Size A / F mm	Body Min. I. D. mm	Std. Pkg. pcs		
		Sizes	Black RAL 9005	Light Grey RAL 7035								Silver Grey RAL 7001	
B TYPE	G (PF)	1/4	FGB13 - P - 05	B	G	SG	5.5 ~ 3	13.157	13.2 ~ 13.4	8	19 / 15	7	10
			FGB13 - P - 07	B	G	SG	6.8 ~ 4	13.157	13.2 ~ 13.4	8	19 / 15	7	10
		3/8	FGB17 - P - 07	B	G	SG	7 ~ 4	16.662	16.7 ~ 16.9	10	22 / 22	10.5	10
			FGB17 - P - 10	B	G	SG	10.4 ~ 6	16.662	16.7 ~ 16.9	10	22 / 22	10.5	10
		1/2	FGB21S - P - 07	B	G	SG	7 ~ 4	20.955	21 ~ 21.2	10	27 / 22	10.5	10
			FGB21M - P - 08	B	G	SG	9 ~ 4.5	20.955	21 ~ 21.2	10	27 / 24	11.5	10
			FGB21S - P - 10	B	G	SG	10.4 ~ 6	20.955	21 ~ 21.2	10	27 / 22	10.5	10
			FGB21L - P - 10	B	G	SG	11.2 ~ 5.5	20.955	21 ~ 21.2	12	27 / 27	13.5	10
	3/4	FGB21M - P - 11	B	G	SG	11.5 ~ 6.5	20.955	21 ~ 21.2	10	27 / 24	11.5	10	
		FGB21L - P - 13	B	G	SG	13.5 ~ 8	20.955	21 ~ 21.2	12	27 / 27	13.5	10	
	NPT	3/8	FGB26 - P - 16	B	G	SG	15.8 ~ 10.5	26.441	26.5 ~ 26.8	12	33 / 33	16	10
			NPB17 - P - 07	B	G	SG	7 ~ 4	17.055	-	15	22 / 22	10.5	10
		1/2	NPB17 - P - 10	B	G	SG	10.4 ~ 6	17.055	-	15	22 / 22	10.5	10
			NPB21 - P - 10	B	G	SG	11.2 ~ 5.5	21.223	-	15	27 / 27	13.5	10
	3/4	NPB21 - P - 13	B	G	SG	13.5 ~ 8	21.223	-	15	27 / 27	13.5	10	
		NPB26 - P - 16	B	G	SG	15.8 ~ 10.5	26.568	-	15	33 / 33	16	10	