
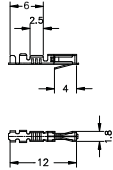


# UP MOD



## Receptacles for connector

UP-MOD Receptacles. 2,54 mm series

Figure	Part number	Sec. cable mm <sup>2</sup> (AWG)	∅ Insulation diameter (mm)	Bronze Pre-Sn 31	Material thickness (mm)	Winding number
	<b>8704.</b>	0,04-0,08	0,64-1,27	■	0,22	20000
	<b>8706.</b>	<b>0,13-0,32</b> (26-22)	0,9-1,55	■		

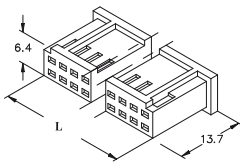
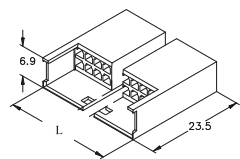
## Centerline 2,54 mm connections for pin 0,63 x 0,63 mm

### 2,54 mm UP-MOD Connectors

Figure	Part number	Color	Ways	Dimmensions	To terminal	PC UL94V2
	PCB Male holder					
	<b>2231015</b>	NEGRO	10	5-27,8-12,5	▪	
	<b>2231215</b>		12	5-32,9-12,5	▪	
	<b>2231515</b>		15	5-40,55-12,5	▪	
	<b>2230215</b>		2	5-7,4-12,5	▪	
	<b>2232215</b>		22	5-58,4-12,5	▪	
	<b>2230415</b>		4	5-12,5-12,5	▪	
	<b>2230615</b>		6	5-17,6-12,5	▪	
	<b>2230815</b>		8	5-22,7-12,5	▪	
<b>2230915</b>	9		5-25,25-12,5	▪		
	PCB Flag male holder connector					
	<b>2235015</b>	NEGRO	10	5-27,8-12,5	▪	
	<b>2235215</b>		12	5-32,9-12,5	▪	
	<b>2235515</b>		15	5-40,55-12,5	▪	
	<b>2234215</b>		2	5-7,4-12,5	▪	
	<b>2236215</b>		22	5-58,4-12,5	▪	
	<b>2234415</b>		4	5-12,5-12,5	▪	
	<b>2234615</b>		6	5-17,5-12,5	▪	
	<b>2234815</b>		8	5-22,7-12,5	▪	
<b>2234915</b>	9		5-25,25-12,5	▪		
	Single line Connector					
	<b>2251015</b>	NEGRO	10	4,1-26-13,8	▪	8704.31
	<b>2251215</b>		12	4,1-31-13,8	▪	
	<b>2250215</b>		2	4,1-5,7-13,8	▪	
	<b>2252215</b>		22	4,1-56,5-13,8	▪	
	<b>2250415</b>		4	4,1-10,6-13,8	▪	
	<b>2250615</b>		6	4,1-15,8-13,8	▪	
<b>2250815</b>	8		4,1-20,8-13,8	▪		

## Centerline 2,54 mm connections for pin 0,63 x 0,63 mm

### 2,54 mm UP-MOD Connectors

Figure	Part number	Color	Ways	Dimensions	To terminal	PC UL94V2
	2 x X connector					
	<b>2251615</b>	NEGRO	16 8x	6,4-21-13,7	8704.31	■
	<b>2252415</b>		24 12	6,4-31-13,7		■
	<b>2254415</b>		44 22	6,4-56,5-13,7		■
	<b>2250915</b>		8 4x2	6,4-10,7-13,7		■
	2 x X Guided Connector					
	<b>2241615</b>	NEGRO	16 8x	6,9-22,5-23,5	■	
	<b>2240215</b>		2	5-7,3-23,5	■	
	<b>2240415</b>		4	5-12,5-23,5	■	
	<b>2240815</b>		8 4x2	6,9-12,5-23,5	■	

## Receptacles for connector

### 3,96 mm Receptacles

Figure	Part number	Sec. cable mm <sup>2</sup> (AWG)	∅ Insulation diameter (mm)	Bronze Pre-Sn 31	Material thickness (mm)	Winding number
	<b>8708.</b>	<b>0,3-0,8</b> (22-18)	1,9-2,3	▪	0,25*	6500
	<b>8708H</b>					
	<b>8710.</b>	<b>0,5-1</b> (20-18)	2-2,8			

## Centerline 3,96 mm receptacles for pin 0,8 x 1,6 mm

### 3,96 mm UP-MOD Connectors

Figure	Part number	Color	Ways	Dimmensions	To terminal	PCFV UL94-VO
	PCB Male holder					
	<b>2401014</b>	VERDE	10	9,8-37,6-16,5	▪	
	<b>2401214</b>		12	9,8-45,52-16,		
	<b>2400214</b>		2	9,8-5,92-16,5		
	<b>2400414</b>		4	9,8-13,84-16,		
	<b>2400614</b>		6	9,8-21,76-16,		
<b>2400814</b>	8		9,8-29,68-16,			

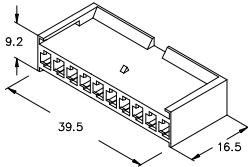
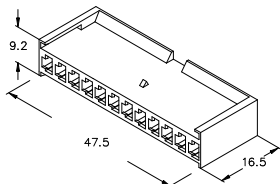
## Centerline 3,96 mm receptacles for pin 0,8 x 1,6 mm

### 3,96 mm UP-MOD Connectors

Figure	Part number	Color	Ways	Dimensions	To terminal	PCFV UL94-VO	
	PCB Flag male holder connector						
	<b>2411014</b>	VERDE	10	9,8-37,6-16,5			▪
	<b>2411214</b>		12	9,8-45,52-16,			▪
	<b>2410214</b>		2	9,8-5,92-16,5			▪
	<b>2410414</b>		4	9,8-13,84-16,			▪
	<b>2410614</b>		6	9,8-21,76-16,		▪	
<b>2410814</b>	8		9,8-29,68-16,		▪		
	2 ways Connector						
	<b>2390214</b>	VERDE	2	9,2-7,8-16,5	8700.31	▪	
	4 ways Connector						
	<b>2390414</b>	VERDE	4	9,2-15,7-16,5	8700.31	▪	
	6 ways Connector						
	<b>2390614</b>	VERDE	6	9,2-23,7-16,5	8700.31	▪	
	8 ways Connector						
	<b>2390814</b>	VERDE	8	9,2-31,7-16,5	8700.31	▪	

## Centerline 3,96 mm receptacles for pin 0,8 x 1,6 mm

### 3,96 mm UP-MOD Connectors

Figure	Part number	Color	Ways	Dimmensions	To terminal	PCFV UI94-VO
	10 ways Connector <b>2391014</b>	VERDE	10	9,2-39,5-16,5	8700.31	
	12 ways Connector <b>2391214</b>	VERDE	12	9,2-47,5-16,5	8700.31	<input type="checkbox"/>