



- *Red or green selectable LED emission*
- *Threshold setting with multi-turn trimmer*
- *9, 18, 28 mm lenses and fibre-optics available*
- *Selectable NPN/PNP output and dark/light mode*

TL80 SERIES

The **TL80** series is composed of analog-based contrast sensors with LED emission, distinguished by good depth of field and high switching frequency reaching 10 kHz.

Switching threshold setting is aided by two arrow indicators showing the multiturn trimmer's rotation direction; moreover switches for the selection of the red or green emission, dark or light operating mode, NPN or PNP output and timing function are also present.

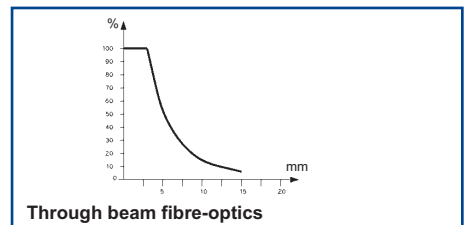
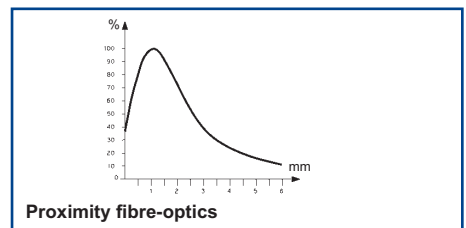
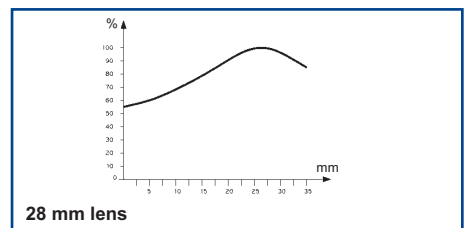
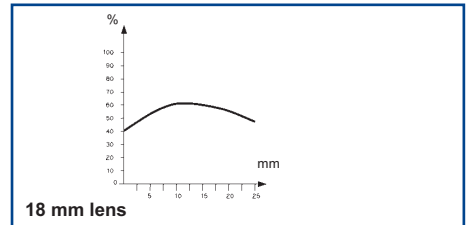
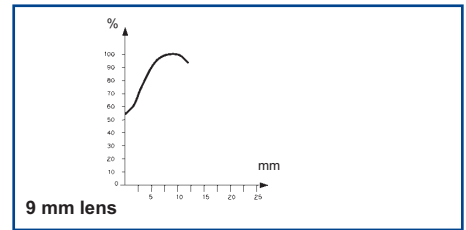
Accessory lenses for different operating distances and various proximity and through beam fibre-optics extend the application possibilities. The sturdy metal housing guarantees IP67 protection.

The sensors of the **TL80** series and relative accessories are available as spare parts. Contrast sensors of the **TL μ** series are recommended for replacements, new applications and improved performances.

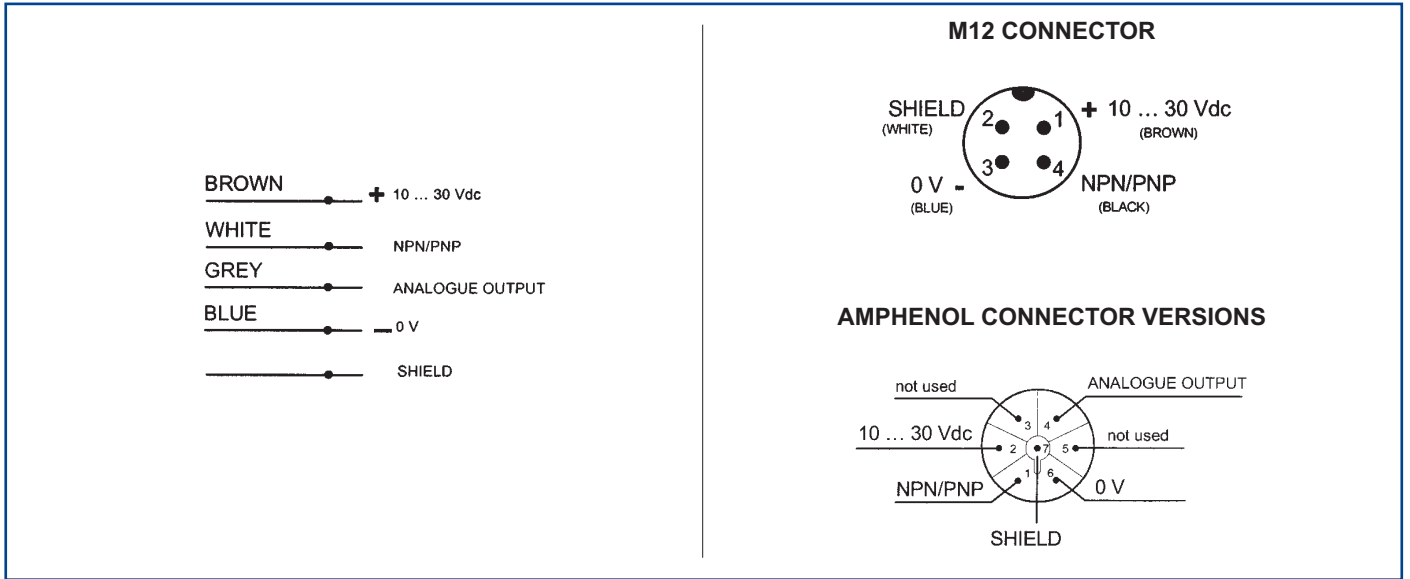
TECHNICAL DATA

Power supply:	10 ... 30 Vdc, reverse polarity protection
Consumption:	80 mA max.
Light emission:	red 630 nm / green 526 nm LED
Spot dimension:	1.5 x 5 mm (9 mm lens) 2 x 7 mm (18 mm lens) 3 x 10 mm (28 mm lens)
Operating distance:	7 ... 11 mm (9 mm lens) 16 ... 20 mm (18 mm lens) 25 ... 31 mm (28 mm lens)
Operating distance with fibre-optics:	0 ... 5 mm proximity 0 ... 15 mm through beam
Depth of field:	±2 mm (9 and 18 mm lenses) ±3 mm (28 mm lens)
Setting:	multi-turn trimmer
Indicators:	red OUTPUT LED red LEDs for trimmer rotation direction
Output type:	NPN or PNP, Rpull-down/up 10 kΩ
Saturation voltage:	1.2 V max. (NPN vers.) 2.2 V max. (PNP vers.)
Output current:	200 mA max.; short-circuit protection
Response time:	50 μs (8, 18 mm, fibre-optic vers.) 166 μs (28 mm vers.)
Switching frequency:	10 KHz max. (8, 18 mm, fibre-optic vers.) 3.3 KHz max. (28 mm vers.)
Operating mode:	dark/light selectable
Analog output range:	0 ... 5.5 Vdc (2 Vdc on white 90%) 2.2 kΩ output resistance
Timing function:	20 ms minimum output ON
Connection:	M12 4-pole conn., 3 m Ø 5 mm cable or cable with Amphenol connector
Electrical protection:	class 1
Mechanical protection:	IP67
Housing material:	ZAMA
Lens material:	glass
Fibre-optic material:	fibre in glass / sheath in metal fibre in PMMA / sheath in PE (OF-30)
Weight:	550 g max.
Operating temperature:	-10 ... +55°C
Storage temperature:	-20 ... +70°C
Fibre operating temperature:	-30 ... +150°C (glass OF vers.) -30 ... +60°C (OF-30)
Reference standard:	EN 60947-5-2
Certifications:	CE

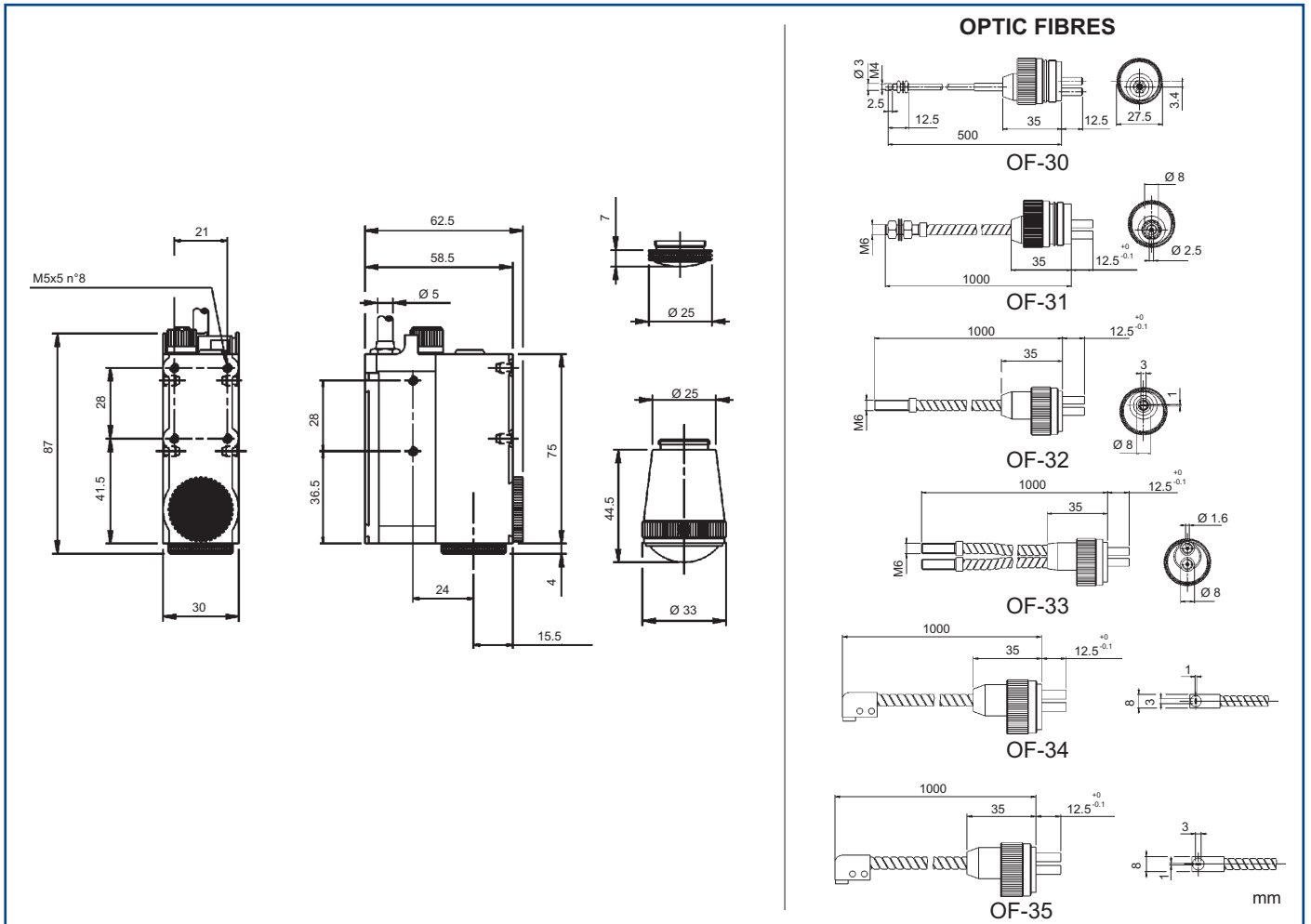
DETECTION DIAGRAMS



CONNECTIONS



DIMENSIONS



MODELS

MODEL	SPOT	OPTICS	CONNECTION	CODE N°
TL80-011	vertical	9 mm	cable	964051000
TL80-011L	horizontal	9 mm	cable	964051010
TL80-012	vertical	9 mm	Amphenol connector	964051020
TL80-012L	horizontal	9 mm	Amphenol connector	964051030
TL80-015	vertical	9 mm	M12 connector	964051040
TL80-015L	horizontal	9 mm	M12 connector	964051050
TL80-061	vertical	18 mm	cable	964051180
TL80-065	vertical	18 mm	M12 connector	964051220
TL80-021	vertical	28 mm	cable	964051060
TL80-025	vertical	28 mm	M12 connector	964051100
TL80F-041	<i>refer to fibers</i>	optic fibre	cable	964051120
TL80F-042	<i>refer to fibers</i>	optic fibre	Amphenol connector	964051130
TL80F-045	<i>refer to fibers</i>	optic fibre	M12 connector	964051140

ACCESSORIES

MODEL	DESCRIPTION	CODE N°
OF-30-5	plastic fibre-optic L 50 cm - point-shaped spot proximity	96B001070
OF-31-10	glass fibre-optic L 100 cm - point-shaped spot proximity	96B201000
OF-32-10	glass fibre-optic L 100 cm - rectangular spot proximity	96B211000
OF-33-10	glass fibre-optic L 100 cm - through beam	96B221000
OF-34-10	glass fibre-optic L 100 cm - horizontal spot 90° proximity	96B231000
OF-35-10	glass fibre-optic L 100 cm - vertical spot 90° proximity	96B241000

Please refer also to **Sensor Accessories**

The sensors of the **TL80** series and relative accessories are available as spare parts. Contrast sensors of the **TL μ** series are recommended for replacements, new applications and improved performances.

Distributed by:

HEADQUARTERS

DATASENSOR SpA

via Lavino, 265 - 40050 Monte San Pietro, BO - Italy

Tel. +39 051/6765611 • Fax +39 051/6759324

www.datasensor.com • e-mail info@datasensor.com

Datasensor SpA endeavours to continuously improve and renew its products; for this reason the technical data and contents of this catalogue may undergo variations without prior notice. For correct installation and use Datasensor SpA can guarantee only the data indicated in the instruction manual supplied with the products.