



SAFETY
& RELIABILITY
FOR ELECTRICAL
POWER

PRODUCT CATALOG



ELECTRICAL PROTECTION & CONTROL

DIFFERENTIATING GLOBAL PLATFORM
OF ELECTRICAL POWER COMPONENTS
FOR POWER DISTRIBUTION AND POWER CONTROL APPLICATIONS



4 GLOBAL PRODUCT LINES

IEC Fuses & Fusegear



BS88-2 fuses (gG, gM, gS)



Cylindrical FR fuses (gG, aM)



NH fuses (aM, gG, gTr)



D/DO fuses (aM, gG)



HelioProtection® gPV Fuses



HelioProtection® NH gPV



Modulostar® Cylindrical FR Fuse Holders



Linocur®, Innozed®, Neokit® DIN DO Fusegear



MULTIBLOC® Horizontal NH Fuse Switch Disconnecter



MULTIVERT® Vertical NH Fuses Switch Disconnecter



Low Voltage Switches



DIN and French Standard High Voltage Fuses

UL/CSA Fuses & Fusegear



Class J



HSJ High-speed Fuses



CC-Midget



Medium Voltage Controllable Fuse



Medium Voltage

Surge Protection



UL SPD



Outdoor LED Lighting Protection



IEC SPD Pluggable



IEC SPD Non-pluggable



PCB surge protection base

SOLUTIONS FOR POWER MANAGEMENT

ADVANCED PASSIVE & HYBRID COMPONENTS
FOR INVERTER AND BATTERY STORAGE
POWER MANAGEMENT



4 GLOBAL PRODUCT LINES

Power Transfer for Rail Vehicles



Earth Current Return Units



Fuse Box



3rd rail Current Collector Device




Surge Arresters




On-board Switch


Cooling



Air cooling



Liquid Cooling Cold Plate




Heatpipes

Bus Bars



Busbar for power converter and inverter, high voltage, high T°, low inductance



Multilayer Laminated busbar for power distribution



Busbar with monitoring feature for battery connection

Power capacitors



Electrolytic and film Capacitors, busbar-cap assemblies

Over current protection for semiconductors & batteries: high speed fuses & hybrid devices



Square & Cylindrical fuses



Round American fuses



High-performance fuses



Rotating fuses



BS88-4 fuses



NH fuses



Xp & Xs hybrid devices



Custom design fuses

IEC/FR - LOW VOLTAGE FUSE-SYSTEM 28 - 48

IEC Cylindrical Fuse-Links	30 - 36
IEC Cylindrical Fuse Holders	37 - 38
UL/CSA Fuse Holders	39
IEC Cylindrical Fuse Holders	40 - 45
IEC & UL/CSA Cylindrical Fuse Holders	46 - 47
Fuse Clips	48

IEC D/DO - LOW VOLTAGE FUSE SYSTEM 50 - 70

DIN LV Fuse-Links D	52 - 53
IEC D Fuse Bases	54 - 57
DIN LV Fuse-Links DO	58 - 59
IEC DO Fuse Bases	60 - 67
DO Fuse Combination Units	68 - 70

IEC NH - LOW VOLTAGE FUSE SYSTEM 72 - 106

IEC NH Fuse-Links	74 - 94
BSL NH Fuse-Rails	95 - 101
NH Fuse-Bases	102 - 105
NH Fuse Handles	105
IEC Solid Links	106

IEC NH FUSE SWITCH DISCONNECTORS 108 - 169

NH Fuse Switch Disconnecter	110 - 129
NH Vertical Fuse Switch Disconnecter	130 - 169

IEC BS - LOW VOLTAGE FUSE SYSTEM 170 - 185

BS Fuse-Links	172 - 185
---------------------	-----------

UL - LOW VOLTAGE FUSE SYSTEM 186 - 211

UL/CSA Listed Power Fuses	188 - 197
Midget, PC mount & miniature Fuses	198 - 206
Special purpose	207 - 211

HELIOPROTECTION® 212 - 229

Photovoltaic Fuses	214 - 221
Surge Protection for PV application	222 - 226
Disconnet Switches for PV application	227 - 229

LOW VOLTAGE SWITCHES 230 - 243

IEC Fusible Disconnect Switches	232 - 235
IEC Non-Fusible Disconnect Switches	236 - 240
PV-Rated Disconnect Switches	241 - 243

HIGH VOLTAGE FUSE SYSTEM 244 - 259

DIN HV Back-up Fuses for Transformers	246 - 254
NF/UTE HV Back-up Fuses for Transformers	255 - 256
IEC HV Fuses for Potential Transformers	257
DIN HV Back-up Fuses for Motors	258 - 259

SURGE PROTECTION DEVICES 260 - 289

DIN-Rail IEC Type 1 / Class I	262
DIN-Rail IEC Type 1+2 / Class I+II	263 - 269
DIN-Rail IEC Type 2 / Class II	270 - 274
DIN-Rail IEC Type 2+3 / Class II+III	275 - 278
Data Networks	279
Measurement and Control Digital Lines	280
Measurement and Control RS485	281
Radiofrequency	282
Telephone Lines	283
DC Power Line Protection	284
Power Line Protection for the LED Driver in the Fixture (UL & IEC)	287
Power Line Protection for the Fusebox/Pole Base (IEC)	288
Plug-in surge Protection for PCB	289

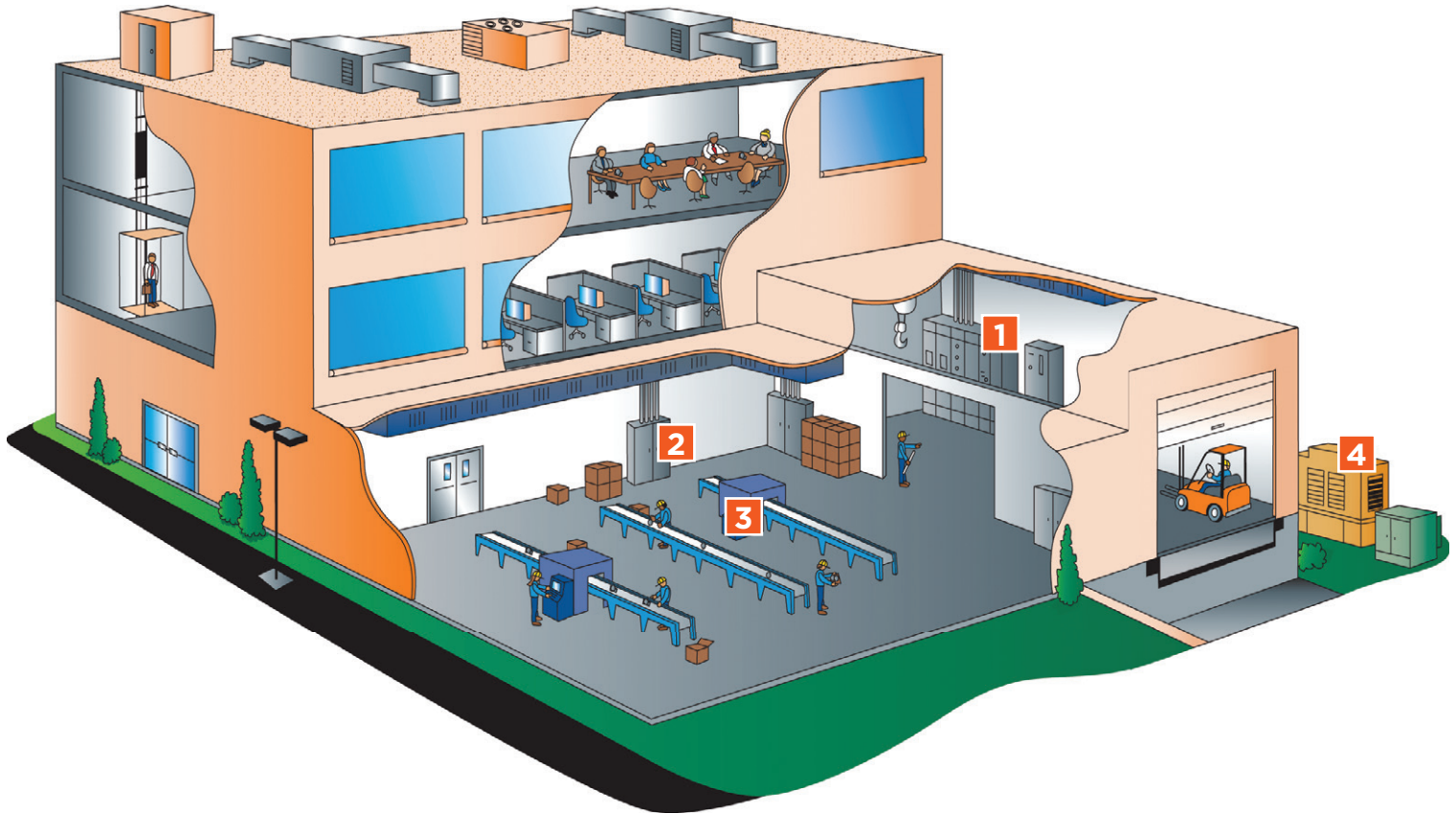
HIGH SPEED FUSES FOR SEMICONDUCTOR PROTECTION 290 - 335

IEC High-Speed Cylindrical Fuse-Links AC Protection	292 - 296
Fuse Holders for High-Speed Cylindrical Fuse-Links	297 - 304
Square Body High-Speed Fuse-Links AC Protection	305 - 328
Microswitches	329
Square Body High-Speed Fuse-Links AC Protection	330
NH square Body High-Speed Fuse-Links AC Protection	332 - 334
Microswitches	335

DC PROTECTION FOR ELECTRIC VEHICLES & BATTERY APPLICATIONS 336 - 344

Battery Pack Fuses	338 - 342
Battery Module Fuses	343
Battery Module Fuses	344

Keeping industry safe with electrical protection products that mitigate arc flash hazards



It's your responsibility to protect your people and equipment. The explosive energies reached during an arc flash – intense heat, thermoacoustic shock wave, molten metal, shrapnel, blinding light, toxic smoke – can cause severe, often fatal, injuries to workers even several feet away. It's imperative that your electrical systems are protected – and Mersen electrical protection components can provide the peace of mind you need to keep your employees and equipment safe.

1 POWER DISTRIBUTION

IEC FR Standard



IEC DIN Standard



IEC DIN Standard



IEC BS Standard



IEC SPDs



2 MOTOR CONTROL CENTER

IEC FR Standard



IEC DIN Standard



IEC BS Standard



3 MACHINE CONTROL AND MOTOR PROTECTION

High Speed Fuses, Cooling et Busbar



4 MV/LV TRANSFORMER SUBSTATION

HV fuses DIN & FR Standard



Fuse switch disconnector

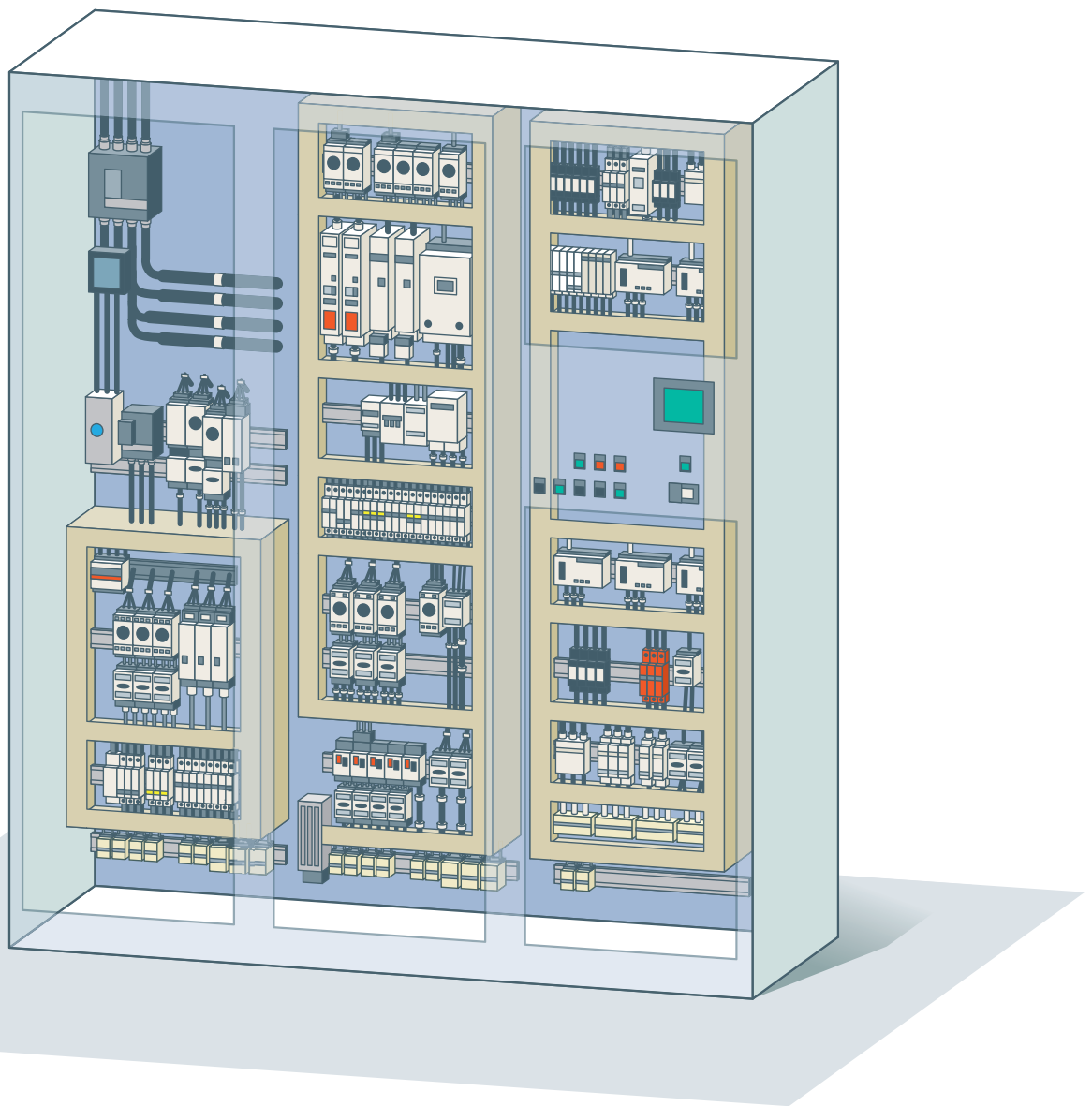


gTr fuses



Mersen electrical components protect your buildings from the ground up

Count on Mersen to provide the electrical protection components that are integral to safe operation of your building's electrical systems. Whether it's to safely disconnect circuits during an emergency, fuses with high interrupting ratings, or surge protection to protect from overcurrent or overvoltage events originating inside or outside your building, Mersen has the products you need to keep your systems safe.



LV FUSE-LINKS, FUSE-HOLDERS, FUSE-SWITCH

IEC FR Standard



IEC DIN Standard



IEC BS Standard



LOAD BREAK SWITCH & DISCONNECT SWITCH

Switch Fuse Disconnect



Fuse Switch Disconnect

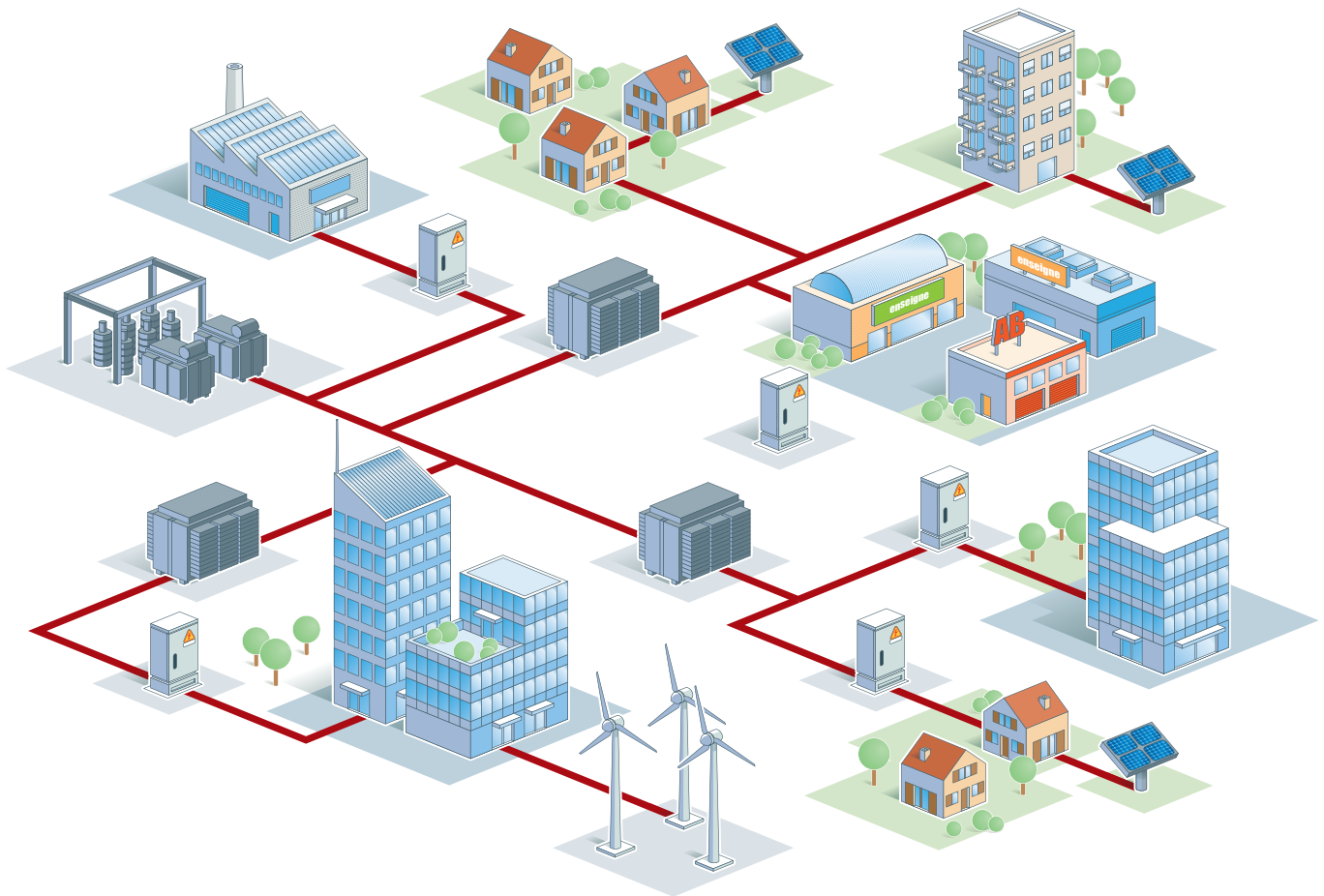


SURGE PROTECTION DEVICES




Electrical Utility Distribution network Protect - Disconnect - Switch - Monitor

- Medium voltage Transformer substation
- Low voltage Public Distribution cabinet / Feeder pillars



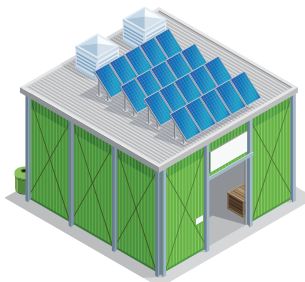


Protect your solar power investment with components specifically designed for for roof top PV applications



Residential 5 to 36kW

Mersen is a trusted partner of electrical equipment distributors and played a leadership role in solar power circuit protection long before the boom reached the residential market, i.e. for private homes, small apartment buildings and farm buildings.



Commercial and Industrial 36 to 250kW


The walls and roofs of buildings - office towers, factories, malls and warehouses - are among the preferred supports for solar power systems. Architects and developers have grasped the importance of this energy revolution, and more of them are recommending “green” solutions.

1 COMBINER BOX AT STRING AND ARRAY LEVEL

gPV fuse-links and fuse-holders



DC switches




Surge Protection Devices



2 RECOMBINER BOX ON DC SIDE OF INVERTER

Surge protection devices



gPV fuse-links NH



DC switches




3 UTILITY ELECTRICAL CABINET



Surge protection



Fuse Switch Disconnects & Fuse-links



4 AC ELECTRICAL PANEL BOARD **5 DC/AC INVERTER**

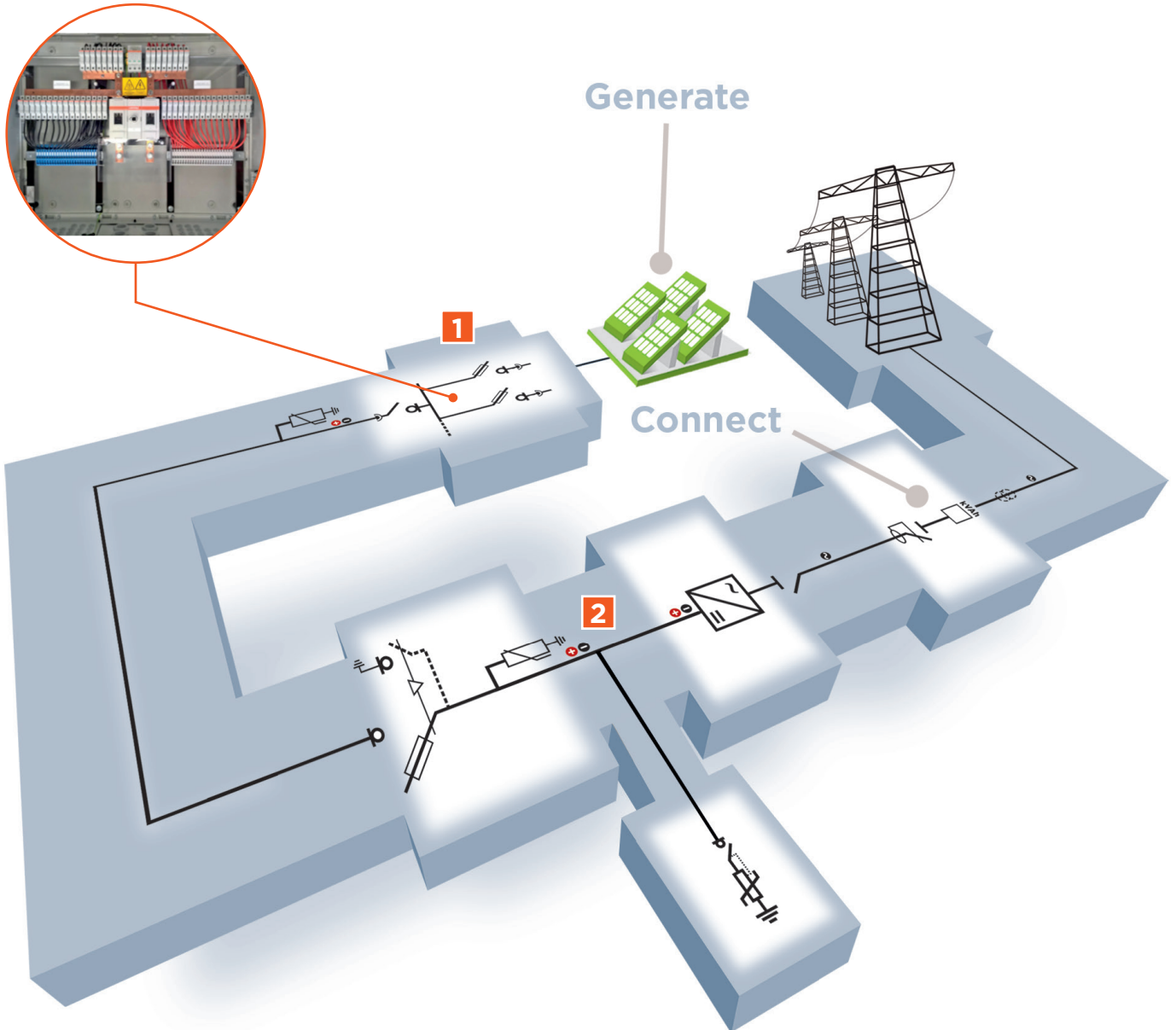
Surge protection devices



High Speed Fuses, Cooling and Busbar



Protect your solar power investment with components specifically designed for solar plant PV applications



Utility and Solar Farm Over 250kW


In this type of application, the architecture is centered on an automatic monitoring and control system. Mersen caters to this critical market with electrical protection that safely and reliably protects the solar power investment.

1 COMBINER BOX AT STRING OR ARRAY LEVEL


gPV fuse-links and fuse-holders



DC switches



Surge Protection Devices




2 RECOMBINER BOX AT CENTRAL INVERTER LEVEL

DC Surge protection devices



DC switches



gPV fuse-links and bases

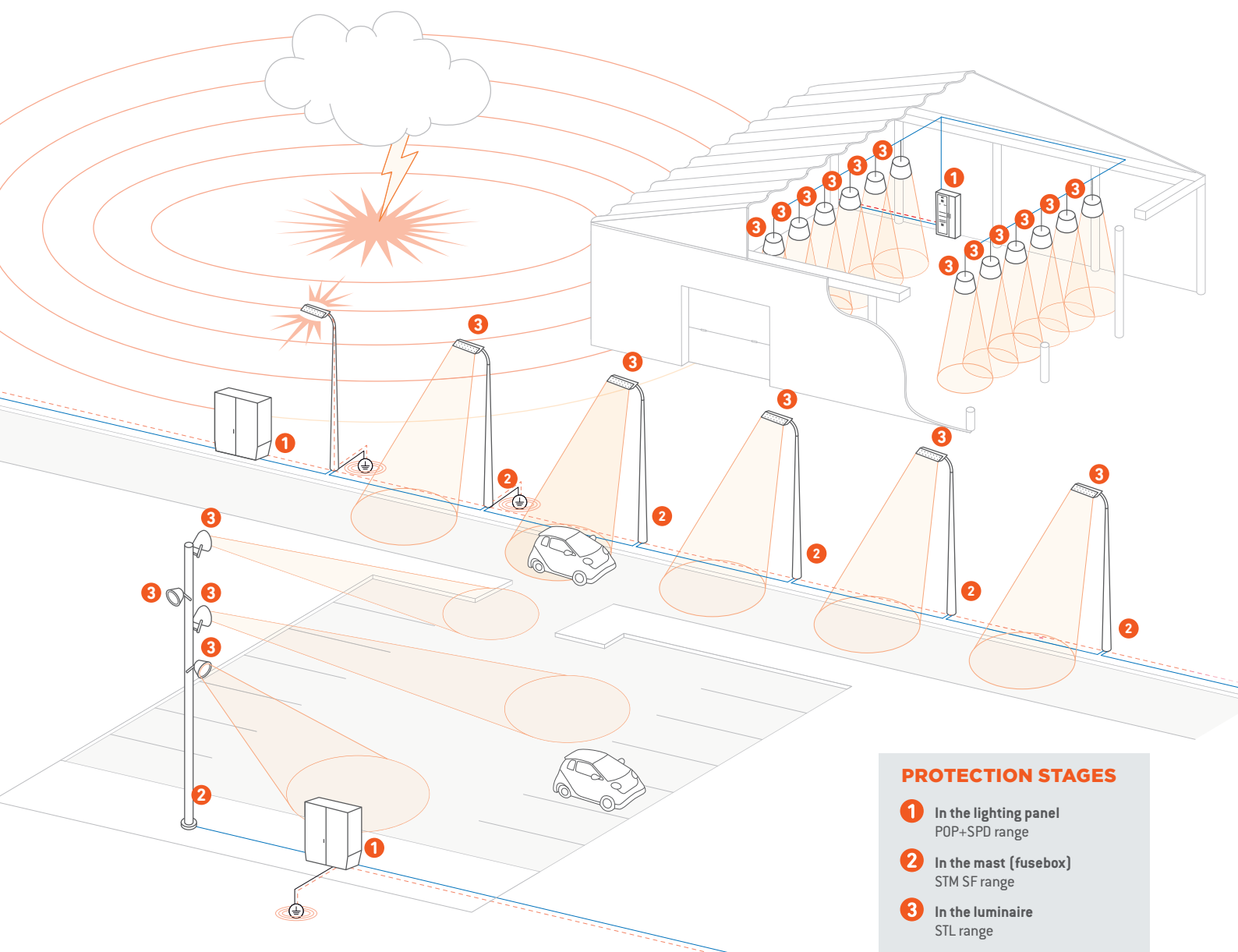


3 DC/AC INVERTER

High Speed Fuses, Cooling and Busbar



Focus Product for Street & LED Lighting



1

Overvoltage Protection
First stage (In the panel)



2

Fuse Box



Surge Protection
In the mast (fusebox)



Fuses
In the mast (fusebox)



3

Surge Protection
In the luminaire (DEM / retrofit)



Components designed to protect your e-mobility power applications

PDU: Power Distribution Unit
 BDU: Battery Disconnect Unit
 MSD: Maintenance Safety Disconnect
 OCPD: Over Current Protection Device
 SPD: Surge Protective Device

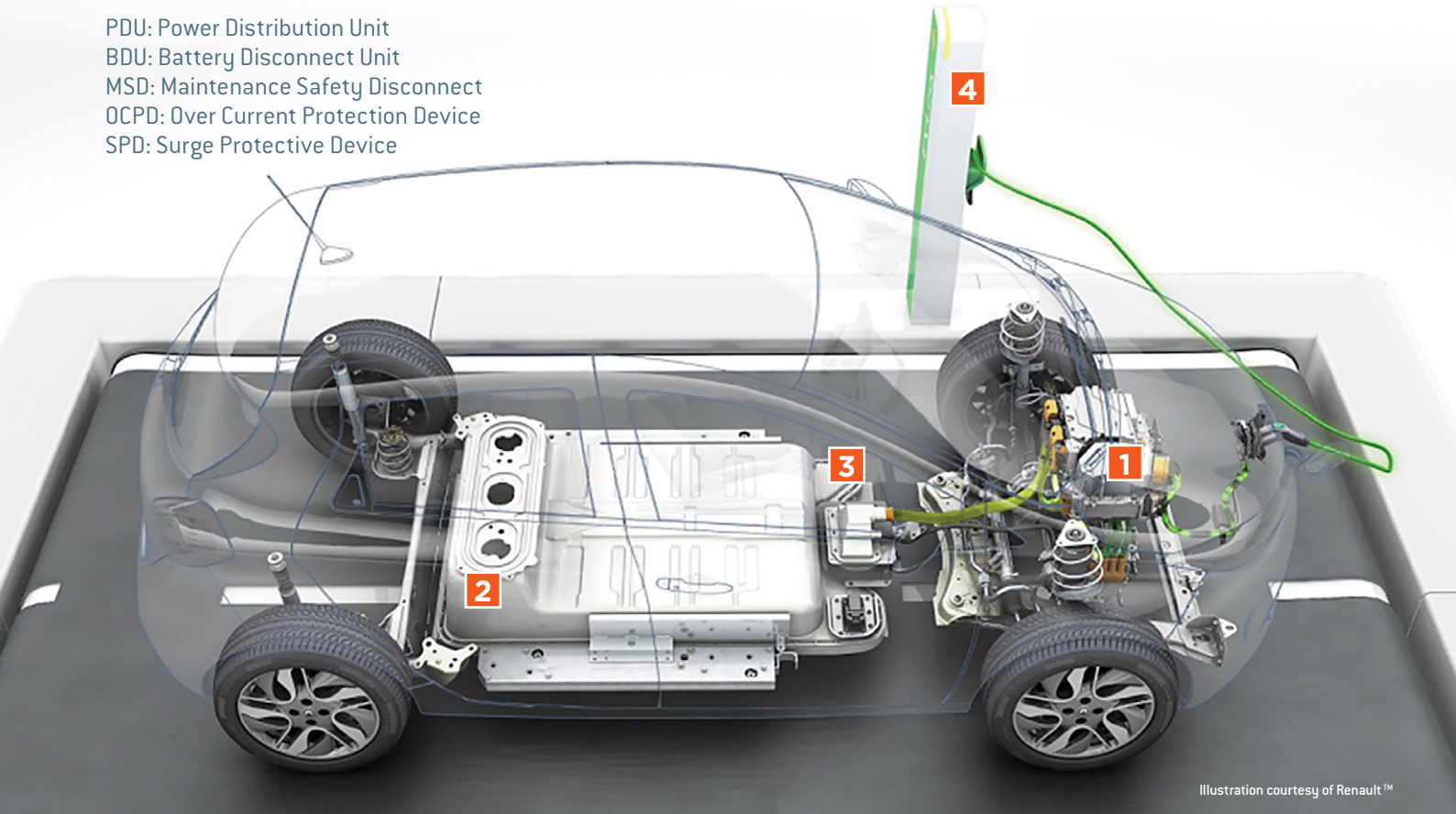


Illustration courtesy of Renault™

With the continuous growth of DC battery-related applications on mobile platforms such as Electric Vehicles, comes the need for better operation, management, and protection of such loads.

Protection and Operation: Mersen has developed a broad range of DC Over Current Protection (OCP) devices, based upon incumbent DC fuse technology as well as disruptive hybrid approach (pyro-technique and semiconductor based) designed to safely clear both high and low DC fault currents to help protect the vehicle electronics and occupants. Mersen Surge Protective Devices bring an additional layer of protection in case of overvoltage faults within the electrical systems. Hybrid DC Power Relays by Mersen can safely switch high DC voltage loads with superior cycling capability.

Management: Electric vehicle battery monitoring laminated bus bars from Mersen incorporate power and monitoring signals into a single compact and reliable platform, improving the safe operation of onboard batteries. Custom designed robust, reliable, and compact vacuum brazed cold plates are a must for cooling batteries as well as inverters in e-mobility power applications.



1 INVERTER/PDU

Cooling




Bus Bar




2 BATTERY MODULE

Cooling Plate



Monitoring Bus Bar



Module Fuse



3 BATTERY PACK/BDU/MSD

DC Battery Fuses



Hybrid Pyrotechnic OCPD



Power Capacitors



4 CHARGING STATION


Surge Protective Devices (SPDs)



AC and DC Fuses



Cooling


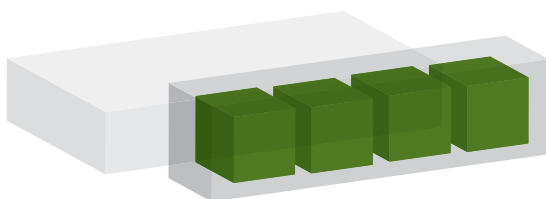

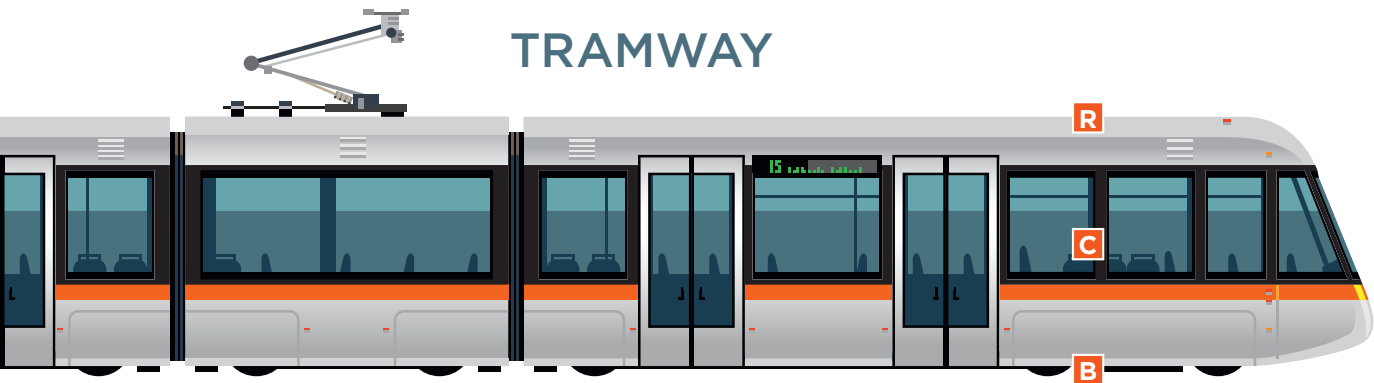


Bus Bar




OPTIMIZING THE PERFORMANCE OF ALL TYPES OF ROLLING STOCK

Mersen brings expertise to you with products designed to meet your standards. Our global experts in traction applications provide experienced and attentive customer service to collect, to connect, to select, to reject




TRAMWAY (R: Roof - B: Bogie - C: Car interior)

R/B - Fuse Boxes / Energy measurement



R - Enclosures



B - Carbon brushes and brush-holders for generators / alternators



B - Earth Return Current units
Carbon brushes




C - Disconnect Inverters

R - Carbon brushes and brush-holders for auxiliary motors



B - Lubricating sticks and applicators

B/C/R - High Speed Fuses



B - Carbon brushes and brush-holders for traction motors




R - Pantograph contact strips


B - Current Collector Devices (CCD)

METRO (R: Roof - B: Bogie - C: Car interior)

B/C/R - High Speed Fuses



B - Connection Boxes



B - Carbon brushes and brush-holders for traction motors



B - Earth Return Current units - Carbon brushes

B - Current Collector Devices (CCD)



C - Disconnect Inverters



R - Carbon brushes and brush-holders for auxiliary motors




B - Carbon brushes and brush-holders for generators / alternators



R/B - Fuse Boxes / Energy measurement




B - CCD shoes: traditional and EcoDesign




B - Lubricating sticks and applicators

ELECTRIC OR DIESEL LOCOMOTIVE (R: Roof - B: Bogie - C: Car interior)

R - Surge arrester



B/C/R - High Speed Fuses




B - Carbon brushes and brush-holders for generators / alternators




R - Pantograph contact strips



B - Earth Return Current units - Carbon brushes




C - Disconnect Inverters



R - Carbon brushes and brush-holders for auxiliary motors



B - Lubricating sticks and applicators



B - Carbon brushes and brush-holders for traction motors



B - Slip ring assemblies

EXTENDED SOLUTIONS FOR POWER MANAGEMENT : MERSEN OFFERS PERIPHERAL PRODUCTS USED TO OPTIMIZE OPERATION AND INCREASE SAFETY AND RELIABILITY OF POWER CONVERSION SYSTEMS.

In today's world, many industrial electrical applications require conversion of one form of power to another such as AC to DC, DC to AC or DC to DC. These power conversions utilize power electronics to perform the conversion in drives, inverters or converter products.

Mersen solutions for power management offer a broad range of cooling products to cool the power electronics, bus bars to manage the interconnectivity of power electronics and specially designed fuses to protect the power electronics from destructive current faults.

WHAT IS LAMINATED BUS BAR?

Laminated bus bar is an engineered component consisting of layers of fabricated copper separated by thin dielectric materials, laminated into a unified structure. Sizes and applications range from surface mounted bus bars the size of a fingertip to multilayer bus bars that exceed 20 feet in length. Laminated bus bar solutions are routinely used for low volumes up through tens of thousands per week.



WE CAN HELP YOU WITH ANY DESIGNS OR SPECIFICATIONS

We at Mersen provide FREE consultation for our customers to be able to directly discuss their design requirements with our expert application and product specialists. We take pride in striving to provide fast response time, usually within one business day to customers enquiries. We provide one on one design and engineering support to arrive at the best fit solution every time. Visit www.mersen.com for contact information.

LEVERAGING OVER 65 YEARS OF EXPERIENCE

With the addition of Eldre in USA and France to the Mersen family in 2012, Mersen added laminated busbars to its extensive portfolio of products. Along with other solutions for power management such as cooling and fuses, Mersen has created a powerful bundled product offering for the protection and management of power electronics.


WHY CHOOSE LAMINATED BUS BAR?

Bus bars reduce system costs, improve reliability, increase capacitance, and eliminate wiring errors. They also lower inductance and lower impedance. Plus, the physical structure of bus bars offers unique features in mechanical design. For example, complete power distribution subsystems can also act as structural members of a total system. Multilayer bus bars offer a structural integrity that wiring methods just can't match.

EXTENDED SOLUTIONS FOR POWER MANAGEMENT


HIGH-PERFORMANCE COOLING SOLUTIONS FOR POWER ELECTRONICS

Mersen integrates its extensive cooling expertise and patented heat sink technology into power electronics applications to make them more efficient, reliable, and profitable. Our unique knowledge of air, phase change, and liquid cooled heat sinks enables Mersen to help customers find the right customized thermal protection solution for their unique applications.




AIR COOLING SOLUTIONS

Mersen's air cooled Fabfin® heat sink stands out from ordinary extruded heat sinks because of its higher fins, giving it excellent performances. Using a swaging process means a variety of its higher fins and increased height-to-space ratio types of fins can be used.



LIQUID COOLING SOLUTIONS

Power electronics components (SiC, IGBTs, thyristors) need a cooling solution that is both effective and reliable, especially when installed in a confined space. To ensure maximum reliability, Mersen has mastered vacuum brazing technology for liquid cooled solutions to achieve guaranteed water tightness with no seams, robustness, corrosion free, and excellent thermal performance.



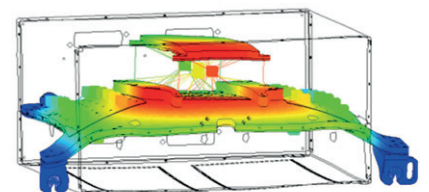
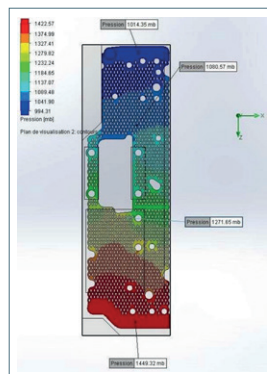
Heat Pipe Assembly

HEAT PIPES FOR INSTANTANEOUS COOLING ACTION

The high heat losses from press-pack or IGBT power devices can easily be conveyed outward via heat pipe cooling units. A heat pipe is a device that uses "phase change" to efficiently conduct large amounts of heat between two solid surfaces.

FROM DESIGN, TO PROTOTYPE, TO PRODUCTION

Mersen is ready to assist customers throughout the development of the solution they need: from the earliest stages of identifying needs right through production and logistics at the end of the process. Participation in thermal research groups and design work on several demanding thermal applications all over the globe, means we can offer the widest variety of adapted competitive designs. Mersen is capable of completing thermal testing for all air cooled products and heat pipe assemblies in-house using their new thermal lab.



Design / Thermal hydraulic simulation / Mechanical simulation

At Mersen, our goal is to meet the needs of all of our partners - not simply our customers, but our suppliers, our shareholders and local authorities as well.

To that end, we've developed an extensive quality, safety and environmental policies:

- Quality policies that spur continual improvements in products, services and productivity.
- Safety policies to protect our associates from accidents and illnesses.
- Environmental policies governing every step in the product lifecycle, from design to destruction.
- Mersen products, solutions and processes meet the highest quality requirements, extending the demands of national and international standards, certified by many company held patents for products and their assembling procedures together with independent test certification.

- CE Mark

The CE Mark, required for products intended for sale anywhere in the European Union, shows that a product has been tested by a Notified Body and meets the requirements of all relevant European directives.



- Kitemark

The British Standards Institution Mark — known as the Kitemark — is proof of compliance with standards endorsed by BSI, the world's first national standards organization.



Intertek - S Mark

Granted by independent laboratory ETL SEMKO, the S Mark designates products that comply with safety requirements applicable to the European Union.



- UL Listed Mark

The mark most familiar in the U.S., the UL Listed Mark is issued by Underwriters Laboratories. It signifies that a product has been tested by a Nationally Recognized Testing Laboratory (NRTL) and met the requirements of widely accepted product safety standards.



- UL Recognized Mark

Products bearing this mark are generally components of a product that will later be tested as a whole to obtain a UL Listed Mark. Using UL Recognized components does not ensure an automatic UL listing, however. The complete final product must be tested as a unit.



- CSA Mark

Issued by the Canadian Standards Association, the CSA Mark signifies a product that is tested to Canadian product safety standards. Products certified for sale in Canada may also bear the relatively new C-UL Mark issued by Underwriters Laboratories.



- CCC Mark

The China Compulsory Certificate mark, commonly known as a CCC Mark, is a compulsory safety mark for many products imported, sold or used in the Chinese market.



- EAC Mark

The Eurasian Conformity mark (EAC, Russian: Евразийское соответствие) is a certification mark to indicate products that conform to all technical regulations of the Eurasian Customs Union.



- ISI Mark

The Eurasian Conformity mark (EAC, Russian: Евразийское соответствие) is a certification mark to indicate products

Mersen products are compliant REACH and RoHS REACH

Registration, Evaluation, Authorisation and Restriction of Chemicals (REACH) is a European Union regulation addressing the production and use of chemical substances, and their potential impacts on both human health and the environment.



- RoHS

Restriction of Hazardous Substances Directive RoHS, short for EU directive (2011/65/EU) Directive on the restriction of the use of certain hazardous substances in electrical and electronic equipment



Mersen commitment to quality and environment is demonstrated by compliance of Mersen management systems to ISO 9001, EN 9100, IRIS and ISO 14001.

ISO 9001 Quality Management certificates:

ISO 9001 registration has become an international symbol for quality management practices. Implemented by more than 600,000 organizations in 160 countries, it's proof that an organization meets the stringent requirements of the Quality Management System standard.

Mersen's ISO 9001 registration signifies our commitment to providing quality not only in our products, but in every facet of our operations.

All our manufacturing facilities all over the world are ISO 9001 certified:

Europe

- Saint Bonnet/El Fahs/La Mure/Saint Loup de Naud facilities (France/Tunisia)
- Gorcy facility (France)
- Saint Sylvain d'Anjou facility (France)
- Kapsovar facility (Hungary)
- Sezemice facility (Czech Republic)

North America

- Juarez facility (Mexico)
- Newburyport facility (USA)
- Toronto facility (Canada)
- Mississauga facility (Canada)
- Rochester facility (USA)

Asia

- Bangalore facility (India)
- Songjiang (Shanghai) facility (China)
- Wenzhou (Zhejiang) facility (China)

Aerospace - EN 9100 Certificate:

- La Mure facility (France)
- Saint Sylvain d'Anjou facility (France)

Railway - IRIS Certificate:

- PTRV Products Saint Bonnet de Mure facility (France)
- Saint Sylvain d'Anjou facility (France)

ISO 14001 Environmental standards

ISO 14001 is an internationally recognized management system standard that provides a highly effective framework for establishing and managing environmental activities and programs.


- Saint Bonnet de Mure facility
- Nolam Tunisia M'Ghrira facility
- Juarez facility



Mersen offers global test capabilities


Mersen develops, manufactures and sells products and services for all of the many markets in electrical engineering. Those products and services are often highly technical and must comply with many functional requirements, as well as being qualified and certified, to guarantee excellence in operation.

Europe



Saint-Bonnet-de-Mure, France

The center is accredited by the COFRAC Laboratories with a strong experience in overcurrent tests with high voltage and high current capabilities.



Terrassa, Spain

Our center is an independent Lab and is specialized in high voltage and high current transient impulses. It offers certification, validation, quality control services for SPDs, POP and ESE. It is an accredited lab by ENAC, approved for client testing by UL (CTDP) and authorized lab by Dekra.

North America



Newburyport, MA, U.S.A.

The lab specialized in high and low power current impulses.

It also offers high power testing for UL appliances surge testing for UL SPDs (UL approved for thirdparty testing)

TPTDP with UL for standards of fuses and SPDs.

UL in short-circuit tests for SPDs.

Asia



Guangzhou, China

Our lab is specialized in SPDs, mainly for internal use. It is equipped with a current generator for IEC SPDS.

Focus on Saint-Bonnet-de-Mure: 5 test labs expertises...

The facility houses five labs: high power, electrical performance, PV solar, mechanical, and environmental and process tests.

The lab offers customized tests to match specific conditions: PV test lab for solar applications, high di/dt test bench for capacitor discharge simulation, mechanical and environmental test benches for electric vehicle and railway applications. The lab works regularly with VDE, UL... for product certification and is recognize for IEC product qualification.

It is assessed by LCIE Customer's Testing Facilities stage 3 for certification Schemes IECEE CB (OD-2048), European ECS (ECS 032) and NF Mark (n°LCIE-CTF-033).




High Power Lab



Pv Solar Test Lab



Electrical performance Test Lab



Mechanical Test Lab



Environmental and Process Test Lab

Electrical, dielectric, mechanical and environmental tests



Products from the many markets in electrical engineering are highly technical and must comply with many functional requirements, as well as being qualified and certified, to guarantee excellence in operation.

Since 1981 and the test lab created by Lucien Ferraz, Mersen has developed expertise in electrical, dielectric, mechanical and environmental tests. Our role is to provide testing services and expert analysis, both for the many divisions of the Mersen group and for customers.

Our labs are complementary regarding:

- AC versus DC capabilities.
- UL-CSA testing versus IEC testing.

Mersen regularly invests in maintaining and improving the testing facilities to keep them up-to-date with latest technologies and demands.

... via four power applications



Power Controls

- LV & HV motor controls
- Control panels
- HVAC
- Material handling



Power Distribution

- Switchgear
- Switchboards
- Panel boards
- Load centers
- PF correction
- Surge protection
- Rail current collection
- Rail grounding



Power Electronics

- Drives
- Soft Starters
- UPS
- Rectifiers
- Inverters
- Frequency converters
- Induction heating
- Rail propulsion
- Welding



Power Transfer for Rail Vehicles

- Substations
- Transformers
- Transmission lines
- PF correction

A high-angle, nighttime photograph of a cityscape. The foreground and middle ground are filled with numerous illuminated buildings, including several prominent high-rise towers. A long, brightly lit bridge spans across a wide body of water in the background. The sky is a deep, dark blue with some light clouds. The overall scene is a vibrant display of urban lights at night.

IEC/FR - LOW VOLTAGE
FUSE-SYSTEM



IEC CYLINDRICAL FUSE-LINKS 30 - 36

Ferrule fuse-links 8x31 gG 400VAC	30
Ferrule fuse-links 8x31 aM 400VAC	30
Ferrule fuse-links 10x38 gG 400 to 690VAC	31
Ferrule fuse-links 10x38 aM 400 to 690VAC	32
Ferrule fuse-links 14x51 gG 500 to 690VAC	33
Ferrule fuse-links 14x51 aM 500 to 690VAC	34
Ferrule fuse-links 22x58 gG 500 to 690VAC	35
Ferrule fuse-links 22x58 aM 500 to 690VAC	36



IEC CYLINDRICAL FUSE HOLDERS 37 - 38

Modulostar® CMC8	37
Modulostar® CMC10	37
Modulostar® CMC8 and CMC10	38



UL/CSA FUSE HOLDERS 39

Modulostar® CUS10	39
-------------------------	----



IEC CYLINDRICAL FUSE HOLDERS 40 - 45

Modulostar® CMS14	40
Modulostar® CMS14	41
Modulostar® CMS22	42
Modulostar® CMS22	43
Compact fuse holders CCR	44
Compact fuse-holders CC8, CC10, CC14, CC22	45



IEC & UL/CSA CYLINDRICAL FUSE HOLDERS 46 - 47

Modulostar® CMS27 - Ultrasafe™ US27	46
Modulostar® CMS27 - Ultrasafe™ US27	47



FUSE CLIPS 48

Clips for Cylindrical fuses IEC	48
---------------------------------------	----

Ferrule fuse-links 8x31 gG 400VAC

PRODUCT RANGE

Size 8,5x31,5 400VAC gG without indicator



FR8GG40V4

Catalog number	Item number	Rated voltage AC (IEC)	Rated current I _n	Rated breaking capacity AC	Power dissipation at I _n	Weight
FR8GG40V0.5	P218191	400 V	0.5 A	20 kA	0.55 W	4.4 g
FR8GG40V1	C218709	400 V	1 A	20 kA	0.35 W	4.4 g
FR8GG40V2	Q219227	400 V	2 A	20 kA	0.45 W	4.4 g
FR8GG40V4	W222958	400 V	4 A	20 kA	0.65 W	4.4 g
FR8GG40V6	A211025	400 V	6 A	20 kA	0.83 W	4.4 g
FR8GG40V8	B213096	400 V	8 A	20 kA	1 W	4.4 g
FR8GG40V10	A214613	400 V	10 A	20 kA	1.2 W	4.4 g
FR8GG40V12	R216146	400 V	12 A	20 kA	1.3 W	4.4 g
FR8GG40V16	P216650	400 V	16 A	20 kA	1.7 W	4.4 g
FR8GG40V20	F217677	400 V	20 A	20 kA	2 W	4.4 g
FR8GG40V25	D218710	400 V	25 A	20 kA	2.4 W	4.4 g



FR8GG40V25

Size 8,5x31,5 gG 400VAC with indicator



FR8GG40V25I

Catalog number	Item number	Rated voltage AC (IEC)	Rated current I _n	Rated breaking capacity AC	Power dissipation at I _n	Weight
FR8GG40V2I	B222204	400 V	2 A	20 kA	0.45 W	4.4 g
FR8GG40V4I	X222959	400 V	4 A	20 kA	0.65 W	4.4 g
FR8GG40V6I	V201291	400 V	6 A	20 kA	0.83 W	4.4 g
FR8GG40V8I	B211026	400 V	8 A	20 kA	1 W	4.4 g
FR8GG40V10I	A212060	400 V	10 A	20 kA	1.2 W	4.4 g
FR8GG40V12I	C213097	400 V	12 A	20 kA	1.3 W	4.4 g
FR8GG40V16I	Y214105	400 V	16 A	20 kA	1.7 W	4.4 g
FR8GG40V20I	J215127	400 V	20 A	20 kA	2 W	4.4 g
FR8GG40V25I	S216147	400 V	25 A	20 kA	2.4 W	4.4 g

Ferrule fuse-links 8x31 aM 400VAC

PRODUCT RANGE

Size 8,5x31,5 aM 400VAC without indicator



FR8AM40V2

Catalog number	Item number	Rated voltage AC (IEC)	Rated current I _n	Rated breaking capacity AC	Power dissipation at I _n	Weight
FR8AM40V1	C217168	400 V	1 A	20 kA	0.09 W	4.4 g
FR8AM40V2	R218193	400 V	2 A	20 kA	0.15 W	4.4 g
FR8AM40V4	S219229	400 V	4 A	20 kA	0.26 W	4.4 g
FR8AM40V6	C222205	400 V	6 A	20 kA	0.35 W	4.4 g
FR8AM40V8	F200749	400 V	8 A	20 kA	0.47 W	4.4 g
FR8AM40V10	W201292	400 V	10 A	20 kA	0.55 W	4.4 g
FR8AM40V12	V1007188	400 V	12 A	20 kA	0.7 W	4.4 g

Ferrule fuse-links 10x38 gG 400 to 690VAC

PRODUCT RANGE

Size 10,3x38 gG 400/500VAC without indicator



FR10GG50V6



FR10GG40V32

Catalog number	Item number	Rated voltage AC (IEC)	Rated current I _n	Rated breaking capacity AC	Power dissipation at I _n	Weight
FR10GG50V0.5	C211027	500 V	0.5 A	120 kA	0.07 W	8.3 g
FR10GG50V1	B212061	500 V	1 A	120 kA	0.45 W	8.3 g
FR10GG50V2	D213098	500 V	2 A	120 kA	0.5 W	8.3 g
FR10GG50V4	X213598	500 V	4 A	120 kA	0.85 W	8.3 g
FR10GG50V6	K215128	500 V	6 A	120 kA	0.95 W	8.3 g
FR10GG50V8	D217169	500 V	8 A	120 kA	1.15 W	8.3 g
FR10GG50V10	S218194	500 V	10 A	120 kA	1.3 W	8.3 g
FR10GG50V12	W219761	500 V	12 A	120 kA	1.4 W	8.3 g
FR10GG50V16	G200750	500 V	16 A	120 kA	1.9 W	8.3 g
FR10GG50V20	D211028	500 V	20 A	120 kA	2.4 W	8.3 g
FR10GG50V25	E213099	500 V	25 A	120 kA	2.7 W	8.3 g
FR10GG40V32	A214107	400 V	32 A	120 kA	2.8 W	8.3 g

Size 10,3x38 gG 400/500VAC with indicator



FR10GG40V32I

Catalog number	Item number	Rated voltage AC (IEC)	Rated current I _n	Rated breaking capacity AC	Power dissipation at I _n	Weight
FR10GG50V2I	S216653	500 V	2 A	120 kA	0.5 W	8.3 g
FR10GG50V4I	E217170	500 V	4 A	120 kA	0.85 W	8.3 g
FR10GG50V6I	T218195	500 V	6 A	120 kA	0.95 W	8.3 g
FR10GG50V8I	V219231	500 V	8 A	120 kA	1.15 W	8.3 g
FR10GG50V10I	E222207	500 V	10 A	120 kA	1.3 W	8.3 g
FR10GG50V12I	H200751	500 V	12 A	120 kA	1.4 W	8.3 g
FR10GG50V16I	H201809	500 V	16 A	120 kA	1.9 W	8.3 g
FR10GG50V20I	X211551	500 V	20 A	120 kA	2.4 W	8.3 g
FR10GG50V25I	W212585	500 V	25 A	120 kA	2.7 W	8.3 g
FR10GG40V32I	Z213600	400 V	32 A	120 kA	2.8 W	8.3 g

Size 10,3x38 gG 250/400VAC with striker



FR10GG25V32P

Catalog number	Item number	Rated voltage AC (IEC)	Rated current I _n	Rated breaking capacity AC	Power dissipation at I _n	Weight
FR10GG40V2P	G083703	400 V	2 A	100 kA	0.6 W	9.2 g
FR10GG40V4P	D084758	400 V	4 A	100 kA	0.75 W	9.2 g
FR10GG40V6P	Y084799	400 V	6 A	100 kA	0.9 W	9.2 g
FR10GG40V8P	F083955	400 V	8 A	100 kA	1 W	9.2 g
FR10GG40V10P	A084801	400 V	10 A	100 kA	1.1 W	9.2 g
FR10GG40V12P	G083956	400 V	12 A	100 kA	1.25 W	9.2 g
FR10GG40V16P	X084798	380 V	16 A	100 kA	1.35 W	9.2 g
FR10GG40V20P	Z084800	380 V	20 A	100 kA	1.45 W	9.2 g
FR10GG25V25P	H083957	250 V	25 A	100 kA	1.7 W	9.2 g
FR10GG25V32P	E083954	250 V	32 A	100 kA	2.2 W	9.2 g

Size 10,3x38 gG 690VAC without indicator



FR10GG69V6

Catalog number	Item number	Rated voltage AC (IEC)	Rated current I _n	Rated breaking capacity AC	Power dissipation at I _n	Weight
FR10GG69V1	R302787	690 V	1 A	120 kA	0.45 W	9 g
FR10GG69V2	S302788	690 V	2 A	120 kA	0.55 W	9 g
FR10GG69V4	T302789	690 V	4 A	120 kA	0.6 W	9 g
FR10GG69V6	V302790	690 V	6 A	120 kA	0.9 W	9 g
FR10GG69V8	W302791	690 V	8 A	120 kA	1 W	9 g
FR10GG69V10	X302792	690 V	10 A	120 kA	1.15 W	9 g
FR10GG69V12	Y302793	690 V	12 A	120 kA	1.4 W	9 g
FR10GG69V16	Z302794	690 V	16 A	120 kA	1.9 W	9 g

MERSEN reserves the right to change, update or correct, without notice, any information contained in this datasheet.

Ferrule fuse-links 10x38 aM 400 to 690VAC

PRODUCT RANGE

Size 10,3x38 aM 400/500VAC without indicator



FR10AM40V32

Catalog number	Item number	Rated voltage AC (IEC)	Rated current I _n	Rated breaking capacity AC	Power dissipation at I _n	Weight
FR10AM50V0.16	E214617	500 V	0.16 A	120 kA	0.07 W	8.3 g
FR10AM50V0.25	M215130	500 V	0.25 A	120 kA	0.08 W	8.3 g
FR10AM50V0.5	W216150	500 V	0.5 A	120 kA	0.07 W	8.3 g
FR10AM50V1	F217171	500 V	1 A	120 kA	0.1 W	8.3 g
FR10AM50V2	H218714	500 V	2 A	120 kA	0.14 W	8.3 g
FR10AM50V4	W219232	500 V	4 A	120 kA	0.28 W	8.3 g
FR10AM50V6	F222208	500 V	6 A	120 kA	0.38 W	8.3 g
FR10AM50V8	Z201295	500 V	8 A	120 kA	0.55 W	8.3 g
FR10AM50V10	Y211552	500 V	10 A	120 kA	0.62 W	8.3 g
FR10AM50V12	A213601	500 V	12 A	120 kA	0.82 W	8.3 g
FR10AM50V16	F214618	500 V	16 A	120 kA	0.87 W	8.3 g
FR10AM50V20	X216151	500 V	20 A	120 kA	1.05 W	8.3 g
FR10AM40V25	G217172	400 V	25 A	120 kA	1.2 W	8.3 g
FR10AM40V32	J218715	400 V	32 A	120 kA	1.8 W	8.3 g

Size 10,3x38 aM 400/500VAC with indicator



FR10AM40V25I

Catalog number	Item number	Rated voltage AC (IEC)	Rated current I _n	Rated breaking capacity AC	Power dissipation at I _n	Weight
FR10AM50V1I	X219233	500 V	1 A	120 kA	0.1 W	8.3 g
FR10AM50V2I	G222209	500 V	2 A	120 kA	0.14 W	8.3 g
FR10AM50V4I	K200753	500 V	4 A	120 kA	0.28 W	8.3 g
FR10AM50V6I	K201811	500 V	6 A	120 kA	0.38 W	8.3 g
FR10AM50V8I	Z211553	500 V	8 A	120 kA	0.55 W	8.3 g
FR10AM50V10I	H213102	500 V	10 A	120 kA	0.62 W	8.3 g
FR10AM50V12I	D214110	500 V	12 A	120 kA	0.82 W	8.3 g
FR10AM50V16I	P215132	500 V	16 A	120 kA	0.87 W	8.3 g
FR10AM50V20I	V216655	500 V	20 A	120 kA	1.05 W	8.3 g
FR10AM40V25I	L217682	400 V	25 A	120 kA	1.2 W	8.3 g

Size 10,3x38 aM 400VAC with striker



FR10AM40V8P

Catalog number	Item number	Rated voltage AC (IEC)	Rated current I _n	Rated breaking capacity AC	Power dissipation at I _n	Weight
FR10AM40V2P	Z084984	400 V	2 A	100 kA	0.18 W	9.2 g
FR10AM40V4P	Y085259	400 V	4 A	100 kA	0.2 W	9.2 g
FR10AM40V6P	W085257	400 V	6 A	100 kA	0.21 W	9.2 g
FR10AM40V8P	A084985	400 V	8 A	100 kA	0.29 W	9.2 g
FR10AM40V10P	B084986	400 V	10 A	100 kA	0.36 W	9.2 g
FR10AM40V12P	X085258	400 V	12 A	100 kA	0.43 W	9.2 g
FR10AM40V16P	C084757	380 V	16 A	100 kA	0.57 W	9.2 g
FR10AM40V20P	V085256	380 V	20 A	100 kA	0.72 W	9.2 g
FR10AM25V25P	A076038	250 V	25 A	100 kA	1.2 W	9.2 g
FR10AM25V32P	B076039	250 V	32 A	100 kA	1.6 W	9.2 g

Size 10,3x38 aM 690VAC without indicator



FR10AM69V8

Catalog number	Item number	Rated voltage AC (IEC)	Rated current I _n	Rated breaking capacity AC	Power dissipation at I _n	Weight
FR10AM69V1	H302779	690 V	1 A	120 kA	0.1 W	8.3 g
FR10AM69V2	J302780	690 V	2 A	120 kA	0.14 W	8.3 g
FR10AM69V4	K302781	690 V	4 A	120 kA	0.28 W	8.3 g
FR10AM69V6	L302782	690 V	6 A	120 kA	0.38 W	8.3 g
FR10AM69V8	M302783	690 V	8 A	120 kA	0.55 W	8.3 g
FR10AM69V10	N302784	690 V	10 A	120 kA	0.62 W	8.3 g
FR10AM69V12	P302785	690 V	12 A	120 kA	0.78 W	8.3 g

Ferrule fuse-links 14x51 gG 500 to 690VAC

PRODUCT RANGE



FR14GG50V50

Size 14,3x51 gG 500/690VAC without indicator

Catalog number	Item number	Rated voltage AC (IEC)	Rated current I _n	Rated breaking capacity AC	Power dissipation at I _n	Weight
FR14GG69V1	K218716	690 V	1 A	120 kA	0.6 W	21 g
FR14GG69V2	Y219234	690 V	2 A	120 kA	0.75 W	21 g
FR14GG69V4	A219765	690 V	4 A	120 kA	1.1 W	21 g
FR14GG69V6	H222210	690 V	6 A	120 kA	1.25 W	21 g
FR14GG69V8	D222965	690 V	8 A	120 kA	1.45 W	21 g
FR14GG69V10	L200754	690 V	10 A	120 kA	1.65 W	21 g
FR14GG69V12	L201812	690 V	12 A	120 kA	1.8 W	21 g
FR14GG69V16	A211554	690 V	16 A	120 kA	2.35 W	21 g
FR14GG69V20	Z212588	690 V	20 A	120 kA	2.75 W	21 g
FR14GG69V25	C213603	690 V	25 A	120 kA	3.1 W	21 g
FR14GG69V32	L1010170	690 V	32 A	120 kA	3.6 W	21 g
FR14GG69V40	P1010173	690 V	40 A	120 kA	4 W	21 g
FR14GG69V50	Q1010174	690 V	50 A	120 kA	4.8 W	21 g
FR14GG50V32	W216656	500 V	32 A	120 kA	3.6 W	21 g
FR14GG50V40	X218198	500 V	40 A	120 kA	4 W	21 g
FR14GG50V50	Z219235	500 V	50 A	120 kA	4.8 W	21 g



FR14GG50V50P

Size 14,3x51 gG 500VAC with striker

Catalog number	Item number	Rated voltage AC (IEC)	Rated current I _n	Rated breaking capacity AC	Power dissipation at I _n	Weight
FR14GG50V2P	J211033	500 V	2 A	120 kA	0.75 W	21 g
FR14GG50V4P	H212067	500 V	4 A	120 kA	1.1 W	21 g
FR14GG50V6P	G214113	500 V	6 A	120 kA	1.25 W	21 g
FR14GG50V8P	R215134	500 V	8 A	120 kA	1.45 W	21 g
FR14GG50V10P	Z216153	500 V	10 A	120 kA	1.65 W	21 g
FR14GG50V12P	L217176	500 V	12 A	120 kA	1.8 W	21 g
FR14GG50V16P	Z218200	500 V	16 A	120 kA	2.35 W	21 g
FR14GG50V20P	B219237	500 V	20 A	120 kA	2.75 W	21 g
FR14GG50V25P	L222213	500 V	25 A	120 kA	3.1 W	21 g
FR14GG50V32P	P200757	500 V	32 A	120 kA	3.6 W	21 g
FR14GG50V40P	P201815	500 V	40 A	120 kA	4 W	21 g
FR14GG50V50P	D211557	500 V	50 A	120 kA	4.8 W	21 g

MERSEN reserves the right to change, update or correct, without notice, any information contained in this datasheet.

Ferrule fuse-links 14x51 aM 500 to 690VAC

PRODUCT RANGE



FR14AM50V50

Size 14,3x51 aM 500/690VAC without indicator

Catalog number	Item number	Rated voltage AC (IEC)	Rated current I _n	Rated breaking capacity AC	Power dissipation at I _n	Weight
FR14AM69V0.25	B212590	690 V	0.25 A	120 kA	0.1 W	21 g
FR14AM69V0.5	L213105	690 V	0.5 A	120 kA	0.9 W	21 g
FR14AM69V1	E213605	690 V	1 A	120 kA	0.13 W	21 g
FR14AM69V2	H214114	690 V	2 A	120 kA	0.18 W	21 g
FR14AM69V4	K214622	690 V	4 A	120 kA	0.28 W	21 g
FR14AM69V6	S215135	690 V	6 A	120 kA	0.42 W	21 g
FR14AM69V8	T215642	690 V	8 A	120 kA	0.55 W	21 g
FR14AM69V10	Z216659	690 V	10 A	120 kA	0.65 W	21 g
FR14AM69V12	M217177	690 V	12 A	120 kA	0.75 W	21 g
FR14AM69V16	Q217686	690 V	16 A	120 kA	1.05 W	21 g
FR14AM69V20	P218720	690 V	20 A	120 kA	1.3 W	21 g
FR14AM69V25	E219769	690 V	25 A	120 kA	1.55 W	21 g
FR14AM69V32	G1011477	690 V	32 A	120 kA	2.05 W	21 g
FR14AM69V40	J1011479	690 V	40 A	120 kA	2.65 W	21 g
FR14AM50V32	M222214	500 V	32 A	120 kA	2.05 W	21 g
FR14AM50V40	Q200758	500 V	40 A	120 kA	2.65 W	21 g
FR14AM50V45	L211035	500 V	45 A	120 kA	2.85 W	21 g
FR14AM50V50	E211558	500 V	50 A	120 kA	2.95 W	21 g



FR14AM50V10P

Size 14,3x51 aM 500VAC with striker

Catalog number	Item number	Rated voltage AC (IEC)	Rated current I _n	Rated breaking capacity AC	Power dissipation at I _n	Weight
FR14AM50V1P	W215644	500 V	1 A	120 kA	0.13 W	21 g
FR14AM50V2P	B216661	500 V	2 A	120 kA	0.18 W	21 g
FR14AM50V4P	C218203	500 V	4 A	120 kA	0.28 W	21 g
FR14AM50V6P	E219240	500 V	6 A	120 kA	0.42 W	21 g
FR14AM50V8P	N222215	500 V	8 A	120 kA	0.55 W	21 g
FR14AM50V10P	S200760	500 V	10 A	120 kA	0.65 W	21 g
FR14AM50V12P	R201817	500 V	12 A	120 kA	0.75 W	21 g
FR14AM50V16P	G211560	500 V	16 A	120 kA	1.05 W	21 g
FR14AM50V20P	E212593	500 V	20 A	120 kA	1.3 W	21 g
FR14AM50V25P	H213608	500 V	25 A	120 kA	1.55 W	21 g
FR14AM50V32P	N214625	500 V	32 A	120 kA	2.05 W	21 g
FR14AM50V40P	X215645	500 V	40 A	120 kA	2.65 W	21 g
FR14AM50V45P	C216662	500 V	45 A	120 kA	2.85 W	21 g
FR14AM50V50P	D218204	500 V	50 A	120 kA	2.95 W	21 g

Ferrule fuse-links 22x58 gG 500 to 690VAC

PRODUCT RANGE



FR22GG69V2

Size 22x58 gG 500/690VAC without indicator

Catalog number	Item number	Rated voltage AC (IEC)	Rated current I _n	Rated breaking capacity AC	Power dissipation at I _n	Weight
FR22GG69V2	F219241	690 V	2 A	120 kA	0.9 W	54 g
FR22GG69V4	H219772	690 V	4 A	120 kA	1.25 W	54 g
FR22GG69V6	P222216	690 V	6 A	120 kA	1.4 W	54 g
FR22GG69V8	L222972	690 V	8 A	120 kA	1.6 W	54 g
FR22GG69V10	T200761	690 V	10 A	120 kA	1.9 W	54 g
FR22GG69V12	J201304	690 V	12 A	120 kA	2 W	54 g
FR22GG69V16	S201818	690 V	16 A	120 kA	2.5 W	54 g
FR22GG69V20	P211038	690 V	20 A	120 kA	3.4 W	54 g
FR22GG69V25	N212072	690 V	25 A	120 kA	3.5 W	54 g
FR22GG69V32	F212594	690 V	32 A	120 kA	3.7 W	54 g
FR22GG69V40	J213609	690 V	40 A	120 kA	4.3 W	54 g
FR22GG69V50	P214626	690 V	50 A	120 kA	5.3 W	54 g
FR22GG69V63	Y215646	690 V	63 A	120 kA	6.3 W	54 g
FR22GG69V80	Q217180	690 V	80 A	120 kA	7.4 W	54 g
FR22GG50V100	E218205	500 V	100 A	120 kA	8.3 W	54 g
FR22GG50V125	J219773	500 V	125 A	120 kA	11.3 W	54 g



FR22GG50V125P

Size 22x58 gG 500/690VAC with striker

Catalog number	Item number	Rated voltage AC (IEC)	Rated current I _n	Rated breaking capacity AC	Power dissipation at I _n	Weight
FR22GG69V2P	N093760	690 V	2 A	120 kA	0.9 W	54 g
FR22GG69V4P	R214628	690 V	4 A	120 kA	1.25 W	54 g
FR22GG69V6P	A215648	690 V	6 A	120 kA	1.4 W	54 g
FR22GG69V8P	F216665	690 V	8 A	120 kA	1.6 W	54 g
FR22GG69V10P	W217691	690 V	10 A	120 kA	1.9 W	54 g
FR22GG69V12P	W218726	690 V	12 A	120 kA	2 W	54 g
FR22GG69V16P	L219775	690 V	16 A	120 kA	2.5 W	54 g
FR22GG69V20P	P222975	690 V	20 A	120 kA	3.4 W	54 g
FR22GG69V25P	M201307	690 V	25 A	120 kA	3.5 W	54 g
FR22GG69V32P	S211041	690 V	32 A	120 kA	3.7 W	54 g
FR22GG69V40P	R212075	690 V	40 A	120 kA	4.3 W	54 g
FR22GG69V50P	M213612	690 V	50 A	120 kA	5.3 W	54 g
FR22GG69V63P	T1022160	690 V	63 A	120 kA	4.8 W	54 g
FR22GG69V80P	Z1022165	690 V	80 A	120 kA	6.2 W	54 g
FR22GG50V63P	S214629	500 V	63 A	120 kA	4.8 W	54 g
FR22GG50V80P	F216159	500 V	80 A	120 kA	6.2 W	54 g
FR22GG50V100P	T217183	500 V	100 A	120 kA	8.3 W	54 g
FR22GG50V125P	H218208	500 V	125 A	120 kA	11.3 W	54 g

MERSEN reserves the right to change, update or correct, without notice, any information contained in this datasheet.

Ferrule fuse-links 22x58 aM 500 to 690VAC

PRODUCT RANGE



FR22AM50V125

Size 22x58 aM 500/690VAC without indicator

Catalog number	Item number	Rated voltage AC (IEC)	Rated current I _n	Rated breaking capacity AC	Power dissipation at I _n	Weight
FR22AM69V1	M219776	690 V	1 A	120 kA	0.2 W	54 g
FR22AM69V2	T222220	690 V	2 A	120 kA	0.25 W	54 g
FR22AM69V4	Q222976	690 V	4 A	120 kA	0.35 W	54 g
FR22AM69V6	Y200765	690 V	6 A	120 kA	0.45 W	54 g
FR22AM69V8	N201308	690 V	8 A	120 kA	0.6 W	54 g
FR22AM69V10	X201822	690 V	10 A	120 kA	0.75 W	54 g
FR22AM69V12	T211042	690 V	12 A	120 kA	0.85 W	54 g
FR22AM69V16	M211565	690 V	16 A	120 kA	1.15 W	54 g
FR22AM69V20	S212076	690 V	20 A	120 kA	1.35 W	54 g
FR22AM69V25	J212597	690 V	25 A	120 kA	1.7 W	54 g
FR22AM69V32	V213113	690 V	32 A	120 kA	2.2 W	54 g
FR22AM69V40	N213613	690 V	40 A	120 kA	2.7 W	54 g
FR22AM69V50	R214122	690 V	50 A	120 kA	3.6 W	54 g
FR22AM69V63	C215650	690 V	63 A	120 kA	4.8 W	54 g
FR22AM69V80	H216667	690 V	80 A	120 kA	6.2 W	54 g
FR22AM50V100	Y217693	500 V	100 A	120 kA	6.65 W	54 g
FR22AM50V125	J218209	500 V	125 A	120 kA	9.9 W	54 g



FR22AM69V1P

Size 22x58 aM 500/690VAC with striker

Catalog number	Item number	Rated voltage AC (IEC)	Rated current I _n	Rated breaking capacity AC	Power dissipation at I _n	Weight
FR22AM69V1P	E215652	690 V	1 A	120 kA	0.2 W	54 g
FR22AM69V2P	J216162	690 V	2 A	120 kA	0.25 W	54 g
FR22AM69V4P	A217695	690 V	4 A	120 kA	0.35 W	54 g
FR22AM69V6P	Y218728	690 V	6 A	120 kA	0.45 W	54 g
FR22AM69V8P	Q219779	690 V	8 A	120 kA	0.6 W	54 g
FR22AM69V10P	S222978	690 V	10 A	120 kA	0.75 W	54 g
FR22AM69V12P	R201311	690 V	12 A	120 kA	0.85 W	54 g
FR22AM69V16P	W211044	690 V	16 A	120 kA	1.15 W	54 g
FR22AM69V20P	W212079	690 V	20 A	120 kA	1.35 W	54 g
FR22AM69V25P	Q213615	690 V	25 A	120 kA	1.7 W	54 g
FR22AM69V32P	X214633	690 V	32 A	120 kA	2.2 W	54 g
FR22AM69V40P	F215653	690 V	40 A	120 kA	2.7 W	54 g
FR22AM69V50P	K216669	690 V	50 A	120 kA	3.6 W	54 g
FR22AM69V63P	A1022166	690 V	63 A	120 kA	4.8 W	54 g
FR22AM69V80P	C1022168	690 V	80 A	120 kA	6.2 W	54 g
FR22AM50V63P	B217696	500 V	63 A	120 kA	4.8 W	54 g
FR22AM50V80P	Z218729	500 V	80 A	120 kA	6.2 W	54 g
FR22AM50V100P	T222979	500 V	100 A	120 kA	6.65 W	54 g
FR22AM50V125P	S201312	500 V	125 A	120 kA	9.9 W	54 g

Modulostar® CMC8

PRODUCT RANGE

Modulostar® fuse-holders for 8.5x31.5 fuse-links, without indicator



CMC81

Catalog number	Item number	Number of poles/phases	Design	Package	Weight
CMC810N	W1062688	N	CMC8 CMC10 neutral conductor	12	-
CMC81	V1062687	1	CMC8 single pole	12	-
CMC81N	P1062682	1 + N	CMC8 single pole + neutral conductor	6	-
CMC82	Q1062683	2	CMC8 double pole	6	-
CMC83	M1062680	3	CMC8 triple pole	4	-
CMC83N	H1062676	3 + N	CMC8 triple pole + neutral conductor	3	-
CMC84	J1062677	4	CMC8 quadruple pole	3	-

Modulostar® fuse-holders for 8.5x31.5 fuse-links, with standard indicator



CMC81I

Catalog number	Item number	Number of poles/phases	Design	Package	Weight
CMC81I	X1062689	1	CMC8 single pole	12	-
CMC81NI	R1062684	1 + N	CMC8 single pole + neutral conductor	6	-
CMC82I	S1062685	2	CMC8 double pole	6	-
CMC83I	N1062681	3	CMC8 triple pole	4	-
CMC83NI	K1062678	3 + N	CMC8 triple pole + neutral conductor	3	-
CMC84I	L1062679	4	CMC8 quadruple pole	3	-

Modulostar® CMC10

PRODUCT RANGE

Modulostar® compact fuse-holders for 10.3x38.1 fuse-links, without indicator



CMC102

Catalog number	Item number	Number of poles/phases	Design	Package	Weight
CMC101	P1062705	1	CMC10 single pole	12	-
CMC101N	G1062698	1 + N	CMC10 single pole + neutral conductor	6	-
CMC102	H1062699	2	CMC10 double pole	6	-
CMC103	E1062696	3	CMC10 triple pole	4	-
CMC103N	Y1062690	3 + N	CMC10 triple pole + neutral conductor	3	-
CMC104	Z1062691	4	CMC10 quadruple pole	3	-
CMC810N	W1062688	N	CMC8 CMC10 neutral conductor	12	-



CMC103N

Modulostar® compact fuse-holders for 10.3x38.1 fuse-links, with standard indicator



CMC101I

Catalog number	Item number	Number of poles/phases	Design	Voltage limit for blown fuse indicator	Package	Weight
CMC101I	S1062708	1	CMC10 single pole	-	12	-
CMC101NI	J1062700	1 + N	CMC10 single pole + neutral conductor	-	6	-
CMC102I	L1062702	2	CMC10 double pole	-	6	-
CMC103I	F1062697	3	CMC10 triple pole	-	4	-
CMC103NI	A1062692	3 + N	CMC10 triple pole + neutral conductor	-	3	-
CMC104I	B1062693	4	CMC10 quadruple pole	-	3	-
-	on demand	-	Version with special indicator	Standard: 220V-700V AC/DC Very low: 20V-50V AC/DC Low: 50V-250V AC/DC	-	-



CMC103I

MERSEN reserves the right to change, update or correct, without notice, any information contained in this datasheet.

Modulostar® CMC8 and CMC10

ACCESSORIES



CMS810PAK

Kit for multi phase connection

Catalog number	Item number	Package	Features	Weight
CMS810PAK	Z233725	12	Links for connection of multipole units	0.5 g



LOCK

Locking devices

Catalog number	Item number	Package	Features	Weight
LOCK	M223525	1	Padlock	0.48 kg



TBB1A



TBB1C



TBB23A



TBB23C


Power supply

Catalog number	Item number	Application	Package	Features	Weight
TBB1A	D210315	Max. rms current 90A	50	1 phase axial incoming power supply	10.1 g
TBB1C	E210316	Max. rms current 90A	50	1 phase lateral incoming power supply	10 g
TBB23A	F210317	Max. rms current 90A	50	2 & 3 phases axial incoming power supply	23.3 g
TBB23C	G210318	Max. rms current 90A	50	2 & 3 phases lateral incoming power supply	23.1 g

Wiring bars / Insulated bus bars



CMS810BB1F13



CMS810BB2F6

Catalog number	Item number	Application	Package	Features	Weight
CMS810BB1F13	T210306	Max. rms current 63A, for installation of 13 modules	10	single pole, 10 mm ² , partition 17,5 mm (distance of poles), peg design, L-shaped	33.5 g
CMS810BB2F6	V210307	Max. rms current 63A, for installation of 6 modules	10	double pole, 10 mm ² , partition 17,5 mm (distance of poles), peg design, L-shaped	80 g
CMS810BB3F4	W210308	Max. rms current 100A, for installation of 4 modules	10	triple pole, 10 mm ² partition 17,5 mm (distance of poles), peg design, L-shaped	84 g
CMS810BB4F3	X210309	Max. rms current 100A, for installation of 3 modules	10	quadruple pole, 10 mm ² , partition 17,5 mm (distance of poles), peg design, L-shaped	0.12 kg

MERSEN reserves the right to change, update or correct, without notice, any information contained in this datasheet.

Modulostar® CUS10

Modular fuse-holders

PRODUCT RANGE



CUS101

Modulostar™ compact fuse holders for 10.3x38.1 fuse-links, without indicator

Catalog number	Item number	Number of poles/phases	Design	Package
CUS101	G1062721	1	CUS10 single pole	12
CUS101N	C1062717	1+N	CUS10 single pole + neutral conductor	6
CUS102	D1062718	2	CUS10 double pole	6
CUS103	A1062715	3	CUS10 triple pole	4
CUS103N	W1062711	3+N	CUS10 triple pole + neutral conductor	3
CUS104	X1062712	4	CUS10 quadruple pole	3
CUS10N	H1062722	N	CUS10 neutral conductor	12



CUS1011

Modulostar™ compact fuse holders for 10.3x38.1 fuse-links, with standard indicator

Catalog number	Item number	Number of poles/phases	Design	Voltage limit for blown fuse indicator	Package
CUS1011	J1062723	1	CUS10 single pole	-	12
CUS1011N	E1062719	1+N	CUS10 single pole + neutral conductor	-	6
CUS1021	F1062720	2	CUS10 double pole	-	6
CUS1031	B1062716	3	CUS10 triple pole	-	4
CUS1031N	Y1062713	3+N	CUS10 triple pole + neutral conductor	-	3
CUS1041	Z1062714	4	CUS10 quadruple pole	-	3
-	on demand	-	Version with special indicator	Standard: 220V-700V AC/DC Very low: 20V-50V AC/DC Low: 50V-250V AC/DC 1000V: 220 - 1000V AC/DC	-

ACCESSORIES



CMS810PAK

Kit for multi phase connection

Catalog number	Item number	Features	Package	Weight
CMS810PAK	Z233725	Links for connection of multipole units	12	0.5 g



LOCK

Locking devices

Catalog number	Item number	Features	Package	Weight
LOCK	M223525	Padlock	1	0.48 kg



CMS810BB1F13

Wiring bars / Insulated bus bars

Catalog number	Item number	Application	Features	Package	Weight
CMS810BB1F13	T210306	Max. rms current 63A, for installation of 13 modules	single pole, 10 mm ² , partition 17,5 mm (distance of poles), peg design, L-shaped	10	33.5 g
CMS810BB2F6	V210307	Max. rms current 63A, for installation of 6 modules	double pole, 10 mm ² , partition 17,5 mm (distance of poles), peg design, L-shaped	10	80 g
CMS810BB3F4	W210308	Max. rms current 100A, for installation of 4 modules	triple pole, 10 mm ² , partition 17,5 mm (distance of poles), peg design, L-shaped	10	84 g
CMS810BB4F3	X210309	Max. rms current 100A, for installation of 3 modules	quadruple pole, 10 mm ² , partition 17,5 mm (distance of poles), peg design, L-shaped	10	0.12 kg



CMS810BB2F6

MERSEN reserves the right to change, update or correct, without notice, any information contained in this datasheet.

Modulostar® CMS14

Modular fuse-holders

PRODUCT RANGE



CMS142



CMS143N



CMS141I



CMS143NM

Modulostar® fuse-holders for 14x51 fuse-links, without indicator

Catalog number	Item number	Number of poles/phases	Standard compliance	Package	Weight
CMS14N	T331056	N	CMS 14 neutral conductor	6	0.14 kg
CMS141	A331016	1	CMS 14 single pole	6	0.14 kg
CMS141N	T331010	1 + N	CMS 14 single pole + neutral conductor	3	0.29 kg
CMS142	R331031	2	CMS 14 double pole	3	0.27 kg
CMS143	S331032	3	CMS 14 triple pole	2	0.42 kg
CMS143N	D331042	3 + N	CMS 14 triple pole + neutral conductor	1	0.56 kg
CMS144	F331021	4	CMS 14 quadruple pole	1	0.57 kg

Modulostar® fuse-holders for 14x51 fuse-links, with indicator

Catalog number	Item number	Number of poles/phases	Standard compliance	Package	Weight
CMS141I	L331049	1	CMS 14 single pole	6	0.14 kg
CMS141NI	M331050	1 + N	CMS 14 single pole + neutral conductor	3	0.30 kg
CMS142I	M331004	2	CMS 14 double pole	3	0.29 kg
CMS143I	K331071	3	CMS 14 triple pole	2	0.43 kg
CMS143NI	Q331007	3 + N	CMS 14 triple pole + neutral conductor	1	0.57 kg

Modulostar® fuse-holders for 14x51 fuse-links, for installation of indicator and/or auxiliary micro switch

Catalog number	Item number	Number of poles/phases	Design	Package	Weight
CMS141P	W331058	1	CMS14 single pole	6	0.14 kg
CMS141NP	X331059	1 + N	CMS14 single pole + neutral conductor	3	0.30 kg
CMS142P	G331022	2	CMS14 double pole, two auxiliary microswitches	3	0.29 kg
CMS143P	R331054	3	CMS14 triple pole	2	0.43 kg
CMS143NP	Z331015	3 + N	CMS14 triple pole + neutral conductor	1	0.56 kg

Modulostar® fuse-holders for 14x51 fuse-links, with auxiliary microswitch

Catalog number	Item number	Number of poles/phases	Design	Package	Weight
CMS141M	Z331038	1	CMS14 single pole	6	0.15 kg
CMS141NM	L331026	1 + N	CMS14 single pole + neutral conductor	3	0.31 kg
CMS142M	A331062	2	CMS14 double pole, two auxiliary microswitches	3	0.29 kg
CMS143M	F331067	3	CMS14 triple pole	2	0.43 kg
CMS143M2	H331069	3	CMS14 triple pole, two auxiliary microswitches	2	0.43 kg
CMS143NM	E331043	3 + N	CMS14 triple pole + neutral conductor	1	0.61 kg

Modulostar® fuse-holders for 14x51 fuse-links, with indicator and auxiliary microswitch

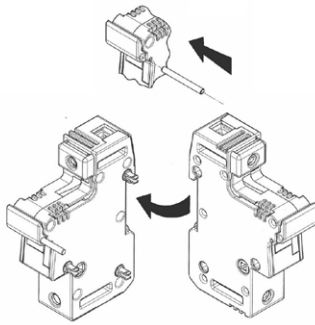
Catalog number	Item number	Number of poles/phases	Design	Package	Weight
CMS141MI	S331055	1	CMS14 single pole	6	0.16 kg
CMS141NMI	Q331030	1 + N	CMS14 single pole + neutral conductor	3	0.30 kg
CMS142MI	X331036	2	CMS14 double pole, two auxiliary microswitches	3	0.29 kg
CMS143MI	P331006	3	CMS14 triple pole	2	0.45 kg
CMS143M2I	Y331037	3	CMS14 triple pole, two auxiliary microswitches	2	0.43 kg
CMS143NMI	H331000	3 + N	CMS14 triple pole + neutral conductor	1	0.57 kg

MERSEN reserves the right to change, update or correct, without notice, any information contained in this datasheet.

Modulostar® CMS14

Modular fuse-holders

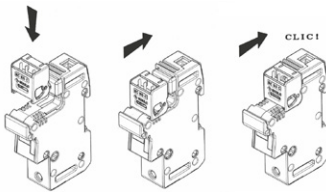
ACCESSORIES



Assembly kit

Kit for multi phase connection

Catalog number	Item number	Package	Features	Weight
CMS1422PAK	Z218223	10	links for connection of multipole units	2.1 g



Auxiliary Switches

Catalog number	Item number	Package	Features	Weight
CMS14W1	CMS14W1	1	Auxiliary microswitch kit 1 pole CMS14	20 g
CMS14W2	CMS14W2	1	Auxiliary microswitch kit 3 poles CMS14	25 g
CMS14W3	CMS14W3	1	2 Auxiliary microswitches kit 3 poles CMS14	29 g
CMS1422PTH	CMS1422PTH	10	Auxiliary microswitch assembly pin (between 2 kits)	0.5 g
CMS1422BP	CMS1422BP	10	Enlargement pin for auxiliary microswitch	1.5 g



LOCK

Locking devices

Catalog number	Item number	Package	Features	Weight
LOCK	M223525	1	Padlock	0.48 kg
TAGLOCKCMS14	T1015927	1	Locking kit (Tag and lockout)	20 g



TBB1A

TBB1C

TBB23A

TBB23C

Power supply

Catalog number	Item number	Application	Package	Features	Weight
TBB1A	D210315	Max. rms current 90A	50	1 phase axial incoming power supply	10.1 g
TBB1C	E210316	Max. rms current 90A	50	1 phase lateral incoming power supply	10 g
TBB23A	F210317	Max. rms current 90A	50	2 & 3 phases axial incoming power supply	23.3 g
TBB23C	G210318	Max. rms current 90A	50	2 & 3 phases lateral incoming power supply	23.1 g

Wiring bars / Insulated bus bars



Catalog number	Item number	Design	Application	Package	Weight
CMS14BB3F4	A210312	triple pole	Max. rms current 100A, for installation of 4 modules	5	0.12 kg
CMS14BB2F6	Z210311	double pole	Max. rms current 63A, for installation of 6 modules	5	0.1 kg
CMS14BB1F12	Y210310	single pole	Max. rms current 63A, for installation of 12 modules	5	47.4 g

Indication facilities

Catalog number	Item number	Package	Features	Weight
CMS1422LHI	A225653	1	Indicator light kit	10 g

MERSEN reserves the right to change, update or correct, without notice, any information contained in this datasheet.

Modulostar® CMS22

Modular fuse-holders

PRODUCT RANGE



CMS222



CMS223



CMS221I



CMS223P



CMS223NM

Modulostar® fuse-holders for 22x58 fuse-links, without indicator

Catalog number	Item number	Number of poles/phases	Design	Package	Weight
CMS22N	K331094	N	CMS22 neutral conductor	6	0.22 kg
CMS221	T331079	1	CMS22 single pole	6	0.22 kg
CMS221N	H331092	1 + N	CMS22 single pole + neutral conductor	3	0.47 kg
CMS222	Q331122	2	CMS22 double pole	3	0.44 kg
CMS223	E331135	3	CMS22 triple pole	2	0.66 kg
CMS223N	A331108	3 + N	CMS22 triple pole + neutral conductor	1	0.93 kg
CMS224	Q331099	4	CMS22 quadruple pole	1	0.88 kg

Modulostar® fuse-holders for 22x58 fuse-links, with indicator

Catalog number	Item number	Number of poles/phases	Design	Package	Weight
CMS221I	B331086	1	CMS22 single pole	6	0.20 kg
CMS221NI	W1001462	1 + N	CMS22 single pole + neutral conductor	3	0.41 kg
CMS222I	D331134	2	CMS22 double pole	3	0.43 kg
CMS223I	L331095	3	CMS22 triple pole	2	0.66 kg
CMS223NI	N1001455	3 + N	CMS22 triple pole + neutral conductor	1	0.92 kg

Modulostar® fuse-holders for 22x58 fuse-links, for installation of indicator and/or auxiliary microswitch

Catalog number	Item number	Number of poles/phases	Design	Package	Weight
CMS221P	Y331083	1	CMS22 single pole	6	0.22 kg
CMS223P	V331126	3	CMS22 triple pole	2	0.64 kg
CMS223NP	M331073	3 + N	CMS22 triple pole + neutral conductor	1	0.92 kg

Modulostar® fuse-holders for 22x58 fuse-links, with auxiliary microswitch

Catalog number	Item number	Number of poles/phases	Design	Package	Weight
CMS221M	S331078	1	CMS22 single pole	6	0.22 kg
CMS221NM	W1016642	1 + N	CMS22 single pole + neutral conductor	3	0.43 kg
CMS222M	V331080	2	CMS22 double pole, two auxiliary microswitches	3	0.47 kg
CMS223M	B331109	3	CMS22 triple pole	2	0.66 kg
CMS223M2	C331087	3	CMS22 triple pole, two auxiliary microswitches	2	0.68 kg
CMS223NM	T331102	3 + N	CMS22 triple pole + neutral conductor	1	0.86 kg

Modulostar® fuse-holders for 22x58 fuse-links, with indicator and auxiliary microswitch

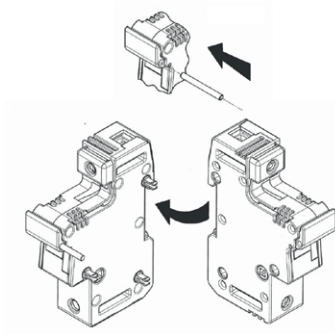
Catalog number	Item number	Number of poles/phases	Design	Package	Weight
CMS221MI	N331074	1	CMS22 single pole	6	0.23 kg
CMS221NMI	N1016589	1 + N	CMS22 single pole + neutral conductor	3	0.5 kg
CMS222MI	P331098	2	CMS22 double pole, two auxiliary microswitches	3	0.46 kg
CMS223MI	E331112	3	CMS22 triple pole	2	0.66 kg
CMS223M2I	Q331076	3	CMS22 triple pole, two auxiliary microswitches	2	0.94 kg
CMS223NMI	W331104	3 + N	CMS22 triple pole + neutral conductor	1	0.93 kg

MERSEN reserves the right to change, update or correct, without notice, any information contained in this datasheet.

Modulostar® CMS22

Modular fuse-holders

ACCESSORIES



Assembly kit

Kit for multi phase connection

Catalog number	Item number	Package	Features	Weight
CMS1422PAK	Z218223	10	links for connection of multipole units	2.1 g

Auxiliary Switches

Catalog number	Item number	Design	Package	Features	Weight
CMS22W1	CMS22W1	-	1	Auxiliary microswitch kit 1 pole CMS22	20 g
CMS22W2	CMS22W2	Auxiliary microswitch kit 3 poles CMS22	1	-	32 g
CMS22W3	CMS22W3	2 Auxiliary microswitches kit 3 poles CMS22	1	-	35 g
CMS1422PTH	CMS1422PTH	-	10	Auxiliary microswitch assembly pin (between 2 kits)	0.5 g
CMS1422BP	CMS1422BP	-	10	Enlargement pin for auxiliary microswitch	1.5 g




LOCK

Locking devices

Catalog number	Item number	Package	Features	Weight
LOCK	M223525	1	Padlock	0.48 kg
TAGLOCKCMS22	V1015928	1	Locking kit (Tag and lockout)	25 g




TBB1A



TBB1C




TBB23A



TBB23C

Power supply

Catalog number	Item number	Application	Package	Features	Weight
TBB1A	D210315	Max. rms current 90A	50	1 phase axial incoming power supply	10.1 g
TBB1C	E210316	Max. rms current 90A	50	1 phase lateral incoming power supply	10 g
TBB23A	F210317	Max. rms current 90A	50	2 & 3 phases axial incoming power supply	23.3 g
TBB23C	G210318	Max. rms current 90A	50	2 & 3 phases lateral incoming power supply	23.1 g



Wiring bars / Insulated bus bars

Catalog number	Item number	Design	Application	Package	Weight
CMS22BB2F6	C210314	double pole	Max. rms current 150A, for installation of 6 modules	5	0.30 kg
CMS22BB1F12	B210313	single pole	Max. rms current 90A, for installation of 12 modules	5	81 g

Indication facilities

Catalog number	Item number	Package	Features	Weight
CMS1422LHI	A225653	1	Indicator light kit	10 g

MERSEN reserves the right to change, update or correct, without notice, any information contained in this datasheet.

Compact fuse holders CCR

PRODUCT RANGE



CCR81

CCR8 for fuse-links 8,5x31mm, 25A, 400V

Catalog number	Item number	Number of poles/ phases	Design	Standard compliance	Package	Weight
CCR81	C200769	1	CCR8 single pole	IEC60947-3 IEC60269-2 IEC60269-3 + NF	12	58 g
CCR81N	A218730	1 + N	CCR8 single pole + neutral conductor in one module	IEC60947-3 IEC60269-2 IEC60269-3 + NF	12	58 g
CCR82	V233721	2	CCR8 double pole	IEC60269-2	6	0.13 kg
CCR83	W233722	3	CCR8 triple pole	IEC60269-2	4	0.19 kg
CCR810N	Z214635	-	neutral conductor	IEC60947-3 IEC60269-2 IEC60269-3 + NF	12	58 g



CCR101N

CCR10 for fuse-links 10x38mm, 32A, 500V

Catalog number	Item number	Number of poles/ phases	Design	Standard compliance	Package	Weight
CCR101	N218213	1	CCR10 single pole	IEC60947-3 IEC60269-2 IEC60269-3 + NF	12	58 g
CCR101N	H215655	1 + N	CCR10 single pole + neutral conductor in one module	IEC60947-3 IEC60269-2 IEC60269-3 + NF	12	62.9 g
CCR102	X233723	2	CCR10 double pole	IEC60269-2	6	0.13 kg
CCR103	Y233724	3	CCR10 triple pole	IEC60269-3	4	0.19 kg
CCR810N	Z214635	-	neutral conductor	IEC60947-3 IEC60269-2 IEC60269-3 + NF	12	58 g



CMS810PAK

Kit for multi phase connection

Catalog number	Item number	Package	Features	Weight
CMS810PAK	Z233725	12	Links for connection of multipole units	0.5 g

ACCESSORIES

Compact fuse-holders CC8, CC10, CC14, CC22

PRODUCT RANGE

Modulostar® CC8 for fuse-links 8x31mm, 25A, 400V

Catalog number	Item number	Number of poles/phases	Package	Weight
CC81	E215146	1	12	48 g



CC101

Modulostar® CC10 for fuse-links 10x38mm, 32A, 500V

Catalog number	Item number	Number of poles/phases	Package	Weight
CC101	S211570	1	12	50 g

Modulostar® CC14 for fuse-links 14x51mm, 50A, 690V

Catalog number	Item number	Number of poles/phases	Package	Weight
CC141	S219781	1	12	0.11 kg

Modulostar® CC14 for fuse-links 14x51mm, 50A, 690V, rail mounting

Catalog number	Item number	Number of poles/phases	Package	Weight
CC141R	Z211047	1	12	0.11 kg

Modulostar® CC22 for fuse-links 22x58mm, 125A, 690V

Catalog number	Item number	Number of poles/phases	Package	Weight
CC221	X214127	1	6	0.19 kg



CC221R

Modulostar® CC22 for fuse-links 22x58mm, 125A, 690V, rail mounting

Catalog number	Item number	Number of poles/phases	Package	Weight
CC221R	B217190	1	6	0.19 kg

Modulostar® CMS27 - Ultrasafe™ US27

Modular fuse-holders

PRODUCT RANGE



CMS271

Modulostar® fuse holders for 27x60 fuse-links, without indicator

Catalog number	Item number	Number of poles/phases	Design	Package	Weight
CMS271	R210580	1	single pole	3	0.30 kg
CMS271N	S210581	1 + N	single pole + neutral conductor	1	0.72 kg
CMS272	T210582	2	double pole	1	0.67 kg
CMS273	V210583	3	triple pole	1	0.91 kg
CMS273N	W210584	3 + N	triple pole + neutral conductor	1	1.25 kg
CMS27N	B210152	N	neutral conductor	3	0.37 kg

UltraSafe™ fuse holders for 27x60 fuse-links, with indicator

Catalog number	Item number	Number of poles/phases	Design	Package	Weight
US271I	J226420	1	single pole	3	0.30 kg
US271NI	K226421	1+N	single pole + neutral conductor	1	0.73 kg
US272I	L226422	2	double pole	1	0.67 kg
US273I	M226423	3	triple pole	3	1 kg
US273NI	N226424	3+N	triple pole + neutral conductor	1	1.27 kg

UltraSafe™ fuse holders for 27x60 fuse-links, without indicator



US273

Catalog number	Item number	Number of poles/phases	Design	Package	Weight
US271	G320005	1	single pole	3	0.30 kg
US272	H320006	2	double pole	1	0.66 kg
US273	J320007	3	triple pole	3	0.9 kg
US27N	R232729	N	neutral conductor	3	0.37 kg

UltraSafe™ fuse holders for 27x60 fuse-links, with auxiliary microswitch and indicator



US271MI

Catalog number	Item number	Number of poles/phases	Design	Package	Weight
US271MI	R227600	1	single pole	1	0.32 kg
US272M2I	T227602	2	double pole, 2 microswitches	1	0.7 kg
US272MI	S227601	2	double pole, 1 microswitch	1	0.68 kg

UltraSafe™ fuse holders for 27x60 fuse-links, with auxiliary microswitch, indicator and ring lug connection

Catalog number	Item number	Number of poles/phases	Design	Package	Weight
US271MIRING	Z227607	1	single pole	1	0.54 kg
US272M2IRING	B227609	2	double pole, 2 microswitches	1	1.00 kg

UltraSafe™ fuse holders for 27x60 fuse-links, with indicator and ring lug connection

Catalog number	Item number	Number of poles/phases	Design	Package	Weight
US271NIRING	E223518	1+N	single pole + neutral conductor	1	0.8 kg
US271RING	B223515	1	single pole	3	0.47 kg
US272RING	C223516	2	double pole	1	1.00 kg
US273RING	D223517	3	triple pole	3	1.39 kg
US27NIRING	F223519	N	neutral conductor	3	0.34 kg

Modulostar® CMS27 - Ultrasafe™ US27

Modular fuse-holders

ACCESSORIES

Kit for multi phase connection

Catalog number	Item number	Design	Package	Weight
US27PAK	US27PAK	links for connection of multipole units	10	3 g

Auxiliary Switches

Catalog number	Item number	Design	Package	Weight
US27W1	US27W1	Microswitch kit	1	20 g

Wiring bars / Insulated bus bars

Catalog number	Item number	Design	Package	Weight
RAILDINSYPERF	C213672	35mm Mounting rail symmetric drilled	40	0.33 kg
RAILDINSY	J213172	35mm Mounting rail symmetric	40	0.36 kg
RAILDINSYRENFZ	R215203	35mm Mounting rail symmetric reinforced	40	0.67 kg

MERSEN reserves the right to change, update or correct, without notice, any information contained in this datasheet.

Clips for Cylindrical fuses IEC

Ø sizes 10, 14, 20, 22, 27, 36, 45, 55



MR10CI-
RESSORT

MR 10 and MR 10 CI

Catalog number	Item number	Rated current I _n	Maximum RMS continuous current through IN rated current fuses	Recommended copper cable section	Package	Weight
MR10RESSORT	B098004	32 A	32 A	6 mm ²	20	7 g
MR10CIRESSORT	Y098507	32 A	32 A	6 mm ²	1000	4.5 g
MR10RESSORTSP	C098994	32 A	32 A	6 mm ²	20	5.7 g

MR 14

Catalog number	Item number	Rated current I _n	Maximum RMS continuous current through IN rated current fuses	Recommended copper cable section	Package	Weight
MR14SPRING	G098170	63 A	63 A	10 mm ²	10	16 g

MR 20

Catalog number	Item number	Rated current I _n	Maximum RMS continuous current through IN rated current fuses	Recommended copper cable section	Package	Weight
MR20RESSORT	H099988	125 A	125 A	35 mm ²	20	40 g

MR 22

Catalog number	Item number	Rated current I _n	Maximum RMS continuous current through IN rated current fuses	Recommended copper cable section	Package	Weight
MR22SPRING	K098909	135 A	135 A	35 mm ²	20	40 g

MR 27

Catalog number	Item number	Rated current I _n	Maximum RMS continuous current through IN rated current fuses	Recommended copper cable section	Package	Weight
MR27RESSORT	Y092734	250 A	250 A	120 mm ²	20	50 g

MR 36

Catalog number	Item number	Rated current I _n	Maximum RMS continuous current through IN rated current fuses	Recommended copper cable section	Package	Weight
MR36R	M091275	250 A	250 A	120 mm ²	1	85 g

MR 45

Catalog number	Item number	Rated current I _n	Maximum RMS continuous current through IN rated current fuses	Recommended copper cable section	Package	Weight
MR45R	L096472	315 A	315 A	185 mm ²	1	0.44 kg
MR45SPL	S210236	315 A	315 A	185 mm ²	1	0.23 kg

MR 55

Catalog number	Item number	Rated current I _n	Maximum RMS continuous current through IN rated current fuses	Recommended copper cable section	Package	Weight
MR55R	L078969	315 A	315 A	185 mm ²	1	0.45 kg



IEC D/DO - LOW VOLTAGE
FUSE SYSTEM



DIN LV FUSE-LINKS D

52 - 53

D fuse-links gG	52
D fuse-links flink	53



IEC D FUSE BASES

54 - 57

D fuse-bases and accessories	54
------------------------------------	----



DIN LV FUSE-LINKS DO

58 - 59

NEOZED DO fuse-links aM 400/440VAC	58
NEOZED DO fuse-links gG 400/440VAC	59



IEC DO FUSE BASES

60 - 67

NEOKIT	60
INNOZED®	61
NEOZED DO fuse-bases 400VAC	64



DO FUSE COMBINATION UNITS

68 - 70

LINOCUR®	68
----------------	----

D fuse-links gG

500 to 690VAC/500VDC

PRODUCT RANGE



NDZGG50V16

Size NDZ gG

Catalog number	Item number	Rated voltage AC (IEC)	Rated voltage DC (IEC)	Rated current I _n	Colour	Package	Weight
NDZGG50V2	W212539	500 V	500 V	2 A	pink	25	13.3 g
NDZGG50V4	G213055	500 V	500 V	4 A	brown	25	13.3 g
NDZGG50V6	C213557	500 V	500 V	6 A	green	25	13.3 g
NDZGG50V10	B214062	500 V	500 V	10 A	red	25	13.3 g
NDZGG50V16	J214575	500 V	500 V	16 A	grey	25	13.3 g
NDZGG50V20	Q215087	500 V	500 V	20 A	blue	25	13.3 g
NDZGG50V25	Q215593	500 V	500 V	25 A	yellow	25	13.3 g



DIIGG50V6

Size DII gG

Catalog number	Item number	Rated voltage AC (IEC)	Rated voltage DC (IEC)	Rated current I _n	Colour	Power dissipation at I _n	Package	Weight
DIIGG50V2	Z219718	500 V	500 V	2 A	pink	2.1 W	25	26.8 g
DIIGG50V4	G222163	500 V	500 V	4 A	brown	2 W	25	26.8 g
DIIGG50V6	B222917	500 V	500 V	6 A	green	1.2 W	25	26.8 g
DIIGG50V10	K200707	500 V	500 V	10 A	red	1.6 W	25	26.8 g
DIIGG50V10/6F	D213558	500 V	500 V	10 A	red	1.6 W	25	26.8 g
DIIGG50V16	K201765	500 V	500 V	16 A	grey	2.4 W	25	26.8 g
DIIGG50V20	A211508	500 V	500 V	20 A	blue	2.1 W	25	26.8 g
DIIGG50V25	X212540	500 V	500 V	25 A	yellow	3.5 W	25	26.8 g



DIIIGG50V63

Size DIII gG

Catalog number	Item number	Rated voltage AC (IEC)	Rated voltage DC (IEC)	Rated current I _n	Colour	Power dissipation at I _n	Package	Weight
DIIIGG50V32	M229091	500 V	500 V	32 A	black	-	25	51.6 g
DIIIGG50V35	C214063	500 V	500 V	35 A	black	3.7 W	25	51.6 g
DIIIGG50V50	K214576	500 V	500 V	50 A	white	5.2 W	25	51.6 g
DIIIGG50V63	R215088	500 V	500 V	63 A	copper	6 W	25	51.6 g



DIVGG50V80

Size DIV gG

Catalog number	Item number	Rated voltage AC (IEC)	Rated voltage DC (IEC)	Rated current I _n	Colour	Power dissipation at I _n	Package	Weight
DIVGG50V80	V216609	500 V	500 V	80 A	silver	7.9 W	10	110 g
DIVGG50V100	M217637	500 V	500 V	100 A	red	8.9 W	10	120 g



DVGG50V125

Size DV gG

Catalog number	Item number	Rated voltage AC (IEC)	Rated voltage DC (IEC)	Rated current I _n	Colour	Power dissipation at I _n	Package	Weight
DVGG50V125	V218150	500 V	500 V	125 A	yellow	10 W	5	200 g
DVGG50V160	G218667	500 V	500 V	160 A	copper	16.5 W	5	200 g
DVGG50V200	W219186	500 V	500 V	200 A	blue	18 W	5	200 g

D fuse-links flink
500VAC/500VDC

PRODUCT RANGE



NDZFK50V2

Size NDZ flink

Catalog number	Item number	Rated voltage AC (IEC)	Rated voltage DC (IEC)	Rated current I _n	Colour	Package	Weight
NDZFK50V2	C222918	500 V	500 V	2 A	pink	25	12.9 g
NDZFK50V4	L200708	500 V	500 V	4 A	brown	25	12.9 g
NDZFK50V6	A201250	500 V	500 V	6 A	green	25	12.9 g
NDZFK50V10	L201766	500 V	500 V	10 A	red	25	12.9 g
NDZFK50V16	D207049	500 V	500 V	16 A	grey	25	12.9 g
NDZFK50V20	B211509	500 V	500 V	20 A	blue	25	12.9 g
NDZFK50V25	Y212541	500 V	500 V	25 A	yellow	25	12.9 g



DIIFK50V2

Size DII flink

Catalog number	Item number	Rated voltage AC (IEC)	Rated voltage DC (IEC)	Rated current I _n	Colour	Package	Weight
DIIFK50V2	E213559	500 V	500 V	2 A	pink	25	26.8 g
DIIFK50V4	D214064	500 V	500 V	4 A	brown	25	26.8 g
DIIFK50V6	L214577	500 V	500 V	6 A	green	25	26.8 g
DIIFK50V10	S215089	500 V	500 V	10 A	red	25	26.8 g
DIIFK50V10/6F	X218152	500 V	500 V	10 A	red	25	26.8 g
DIIFK50V16	A216108	500 V	500 V	16 A	grey	25	26.8 g
DIIFK50V20	J217128	500 V	500 V	20 A	blue	25	26.8 g
DIIFK50V25	P217639	500 V	500 V	25 A	yellow	25	26.8 g



DIIIFK50V35

Size DIII flink

Catalog number	Item number	Rated voltage AC (IEC)	Rated voltage DC (IEC)	Rated current I _n	Colour	Package	Weight
DIIIFK50V35	J218669	500 V	500 V	35 A	black	25	52.8 g
DIIIFK50V50	J222165	500 V	500 V	50 A	white	25	52.8 g
DIIIFK50V63	M200709	500 V	500 V	63 A	copper	25	52.8 g

D fuse-bases and accessories

PRODUCT RANGE



00685.110000

Size DII/DIII with touch protection, DIN rail mounting

Catalog number	Item number	Size	Rated voltage AC (IEC)	Rated voltage DC (IEC)	Rated current I _n	Number of poles/phases	Connection	Cable termination	Package	Weight
00685.110000	D211511	DII	500 V	500 V	25 A	1	Cross section 1,5 to 10 mm ²	Clamping yokes	10	120 g
00686.410000	C216110	DIII	500 V	500 V	63 A	1	Cross section 2,5 to 25 mm ²	Clamp straps with 2 screws / clamping yoke	10	170 g



00685.100000

Size DII/DIII without touch protection, DIN rail mounting

Catalog number	Item number	Size	Rated voltage AC (IEC)	Rated voltage DC (IEC)	Rated current I _n	Number of poles/phases	Connection	Cable termination	Package	Weight
00685.100000	K207055	DII	500 V	500 V	25 A	1	Cross section 1,5 to 10 mm ²	Clamping yokes	15	100 g
00686.400000	V215597	DIII	500 V	500 V	63 A	1	Cross section 2,5 to 25 mm ²	Clamp straps with 2 screws / clamping yoke	15	150 g



00081.110000

Size DII/DIII with touch protection, screw mounting

Catalog number	Item number	Size	Rated voltage AC (IEC)	Rated voltage DC (IEC)	Rated current I _n	Number of poles/phases	Connection	Cable termination	Package	Weight
00081.110000	Z219189	DII	500 V	500 V	25 A	1	Cross section 1,5 to 10 mm ²	Clamping yokes	10	120 g
00072.410000	A212543	DIII	500 V	500 V	63 A	1	Cross section 2,5 to 25 mm ²	Clamp straps with 2 screws / clamping yoke	10	160 g

D fuse-bases and accessories

PRODUCT RANGE



00081.100000

Size DII/DIII without touch protection, screw mounting

Catalog number	Item number	Size	Rated voltage AC (IEC)	Rated voltage DC (IEC)	Rated current I _n	Number of poles/phases	Connection	Cable termination	Package	Weight
00081.100000	K218670	DII	500 V	500 V	25 A	1	Cross section 1,5 to 10 mm ²	Clamping yokes	15	100 g
00072.400000	H212021	DIII	500 V	500 V	63 A	1	Cross section 2,5 to 25 mm ²	Clamp straps with 2 screws / clamping yoke	15	150 g



00685.700000

Size DII/DIII cover caps for touch protection

Catalog number	Item number	Size	Number of poles/phases	Design	Package	Weight
00685.700000	H214068	DII	1	Width 40mm	30	15 g
00625.700000	N213061	DII	3	Width 107mm	8	110 g
00686.700000	X215093	DIII	1	Width 50mm	30	17 g
00686.709000	X215599	DIII	1	Width 54mm	30	18.5 g



02071.000000

D Screw caps, plastic-design, with testing hole

Catalog number	Item number	Size	Thread	Rated voltage AC (IEC)	Rated voltage DC (IEC)	Rated current I _n	Design	Package	Weight
02071.000000	L201720	DII	E27	500 V	500 V	25 A	with testing-hole	20	28.7 g
02072.000000	E214019	DIII	E33	500 V	500 V	63 A	with testing-hole	20	27.7 g

D fuse-bases and accessories

PRODUCT RANGE



00590.000200

D Screw caps, porcelain-design

Catalog number	Item number	Size	Thread	Rated voltage AC (IEC)	Rated voltage DC (IEC)	Rated current I _n	Package	Weight
with testing-hole								
00590.000200	L217130	DII	E27	500 V	500 V	25 A	20	38.8 g
00591.000200	R217641	DIII	E33	500 V	500 V	63 A	20	64.6 g
with testing-hole and stainless steel								
00690.000200	E218619	DII	E27	500 V	500 V	25 A	20	41 g
00691.000200	B213004	DIII	E33	500 V	500 V	63 A	20	37.3 g
without testing-hole								
00589.000000	Z216613	NDZ	E16	500 V	500 V	25 A	50	21.2 g
00690.000000	Z218108	DII	E27	500 V	500 V	25 A	20	39.5 g
00691.000000	F211973	DIII	E33	500 V	500 V	63 A	20	60 g
long design								
00605.000000	L218671	DIII	E33	690 V	-	16 A	25	110 g



00690.000200



00589.000000



00605.000000

D Screw gauge pieces

Catalog number	Item number	Size	Rated current I _n	Colour	Package	Weight
01657.002000	A219190	DII	2 A	pink	25	14.2 g
01657.004000	D219722	DII	4 A	brown	25	14.2 g
01657.006000	L222167	DII	6 A	green	25	14.2 g
01657.010000	F222921	DII	10 A	red	25	14.2 g
01657.016000	P200711	DII	16 A	grey	25	14.2 g
01657.020000	D201253	DII	20 A	blue	25	14.2 g
01657.025000	P201769	DII	25 A	yellow	25	14.2 g
01658.035000	C207071	DIII	35 A	black	25	22 g
01658.050000	E211512	DIII	50 A	white	25	22 g
01658.063000	J212022	DIII	63 A	copper	25	22 g



01657.002000



01658.063000

D fuse-bases and accessories

PRODUCT RANGE



01652.002000

D Gauge rings

Catalog number	Item number	Size	Rated current I _n	Colour	Package	Weight
01652.002000	W215092M	DII	2 A	pink	25	4.9 g
01652.004000	W215598M	DII	4 A	brown	25	4.9 g
01652.006000	D216111M	DII	6 A	green	25	4.9 g
01652.010000	A216614M	DII	10 A	red	25	4.9 g
01652.016000	M217131M	DII	16 A	grey	25	4.9 g
01652.020000	S217642M	DII	20 A	blue	25	4.9 g
01652.025000	A218155M	DII	25 A	yellow	25	4.9 g
01653.002000	M218672M	DIII	2 A	pink	25	7.6 g
01653.004000	E219723M	DIII	4 A	brown	25	7.6 g
01653.006000	M222168M	DIII	6 A	green	25	7.6 g
01653.010000	G222922M	DIII	10 A	red	25	7.6 g
01653.016000	Q200712M	DIII	16 A	grey	25	7.6 g
01653.020000	E201254M	DIII	20 A	blue	25	7.6 g
01653.025000	Q201770M	DIII	25 A	yellow	25	7.6 g
01653.035000	L207079M	DIII	35 A	black	25	7.6 g
01653.050000	F211513M	DIII	50 A	white	25	7.6 g



01657.993000

Key for D Gauge pieces

Catalog number	Item number	Size	Package	Weight
01657.993000	E216112	DII/DIII	10	22.5 g



00181.900000

D Touch protection rings

Catalog number	Item number	Size	Package	Weight
00181.900000	K222120	DII	50	15 g
00182.900000	A222870	DIII	40	18.7 g



00581.000000

D Adapter fittings

Catalog number	Item number	Size	Design	Package	Weight
00581.000000	C212545	DII -> DIII	for DII fuse-links to DIII fuse-bases	24	14.1 g



02071.800000

D Locking caps

Catalog number	Item number	Size	Thread	Rated current I _n	Colour	Design	Package	Weight
02071.800000	B216615	DII	E27	25 A	black	EVU, for authorized personal only	5	32.7 g
02071.810000	N217132	DII	E33	25 A	red	Industrie	5	32.7 g
02072.800000	T217643	DIII	E27	63 A	black	EVU, for authorized personal only	5	38.5 g
02072.810000	B218156	DIII	E33	63 A	red	Industrie	5	38.5 g



01714.820000

D Locking keys

Catalog number	Item number	Design	Package	Weight
01714.820000	K213564A	for authorized personnel only (Utilities)	1	32.5 g
01714.830000	J214069A	-	1	45 g

NEOZED DO fuse-links aM 400/440VAC

PRODUCT RANGE



D02AM44V25

Size D02 (E18) aM

Catalog number	Item number	Rated voltage AC (IEC)	Rated current I_n	Colour	Power dissipation at I_n	Utilisation category	Package	Weight
D02AM44V20	H211607	440 V	20 A	blue	2.5 W	aM	10	13.2 g
D02AM44V25	F212640	440 V	25 A	yellow	3 W	aM	10	13.2 g
D02AM44V35	J213655	440 V	35 A	black	4 W	aM	10	13.2 g



D01GG40V2

Size D01 (E14) gG

Catalog number	Item number	Rated voltage AC (IEC)	Rated voltage DC (IEC)	Rated current I _n	Colour	Power dissipation at I _n	Utilisation category	Package	Weight
D01GG40V2	T214676	400 V	250 V	2 A	pink	1.5 W	gG	50	6.6 g
D01GG40V4	W200809	400 V	250 V	4 A	brown	1.6 W	gG	50	6.6 g
D01GG40V6	B215695	400 V	250 V	6 A	green	1.7 W	gG	50	6.6 g
D01GG40V10	W211090	400 V	250 V	10 A	red	1.8 W	gG	50	6.6 g
D01GG40V13	C201206	400 V	250 V	13 A	black	2.1 W	gG	50	6.6 g
D01GG40V16	R223023	400 V	250 V	16 A	grey	2.2 W	gG	50	6.6 g



D02GG40V20

Size D02 (E18) gG

Catalog number	Item number	Rated voltage AC (IEC)	Rated voltage DC (IEC)	Rated current I _n	Colour	Power dissipation at I _n	Utilisation category	Package	Weight
D02GG40V20	B217742	400 V	250 V	20 A	blue	2 W	gG	50	12 g
D02GG40V25	W213160	400 V	250 V	25 A	yellow	3 W	gG	50	12 g
D02GG40V32	S227647	400 V	250 V	32 A	black	-	gG	50	12 g
D02GG40V35	R219826	400 V	250 V	35 A	black	3.9 W	gG	50	12 g
D02GG40V40	Q1028666	400 V	250 V	40 A	black	3.9 W	gG	50	12 g
D02GG40V50	D215191	400 V	250 V	50 A	white	4.7 W	gG	50	12 g
D02GG40V63	C201873	400 V	250 V	63 A	copper	5.4 W	gG	50	12 g



D03GG40V80

Size D03 (M30x2) gG

Catalog number	Item number	Rated voltage AC (IEC)	Rated voltage DC (IEC)	Rated current I _n	Colour	Power dissipation at I _n	Utilisation category	Package	Weight
D03GG40V80	L216716	400 V	250 V	80 A	silver	5.6 W	gG	10	41 g
D03GG40V100	N212647	400 V	250 V	100 A	red	6.7 W	gG	10	41 g



D01GG44V10

Size D01 (E14) gG Marine

Catalog number	Item number	Rated voltage AC (IEC)	Rated voltage DC (IEC)	Rated current I _n	Colour	Power dissipation at I _n	Utilisation category	Package	Weight
D01GG44V2	E218780	440 V	250 V	2 A	pink	1.5 W	gG	50	6.6 g
D01GG44V4	V219829	440 V	250 V	4 A	brown	1.6 W	gG	50	6.6 g
D01GG44V6	X223028	440 V	250 V	6 A	green	1.7 W	gG	50	6.6 g
D01GG44V10	S201358	440 V	250 V	10 A	red	1.8 W	gG	50	6.6 g
D01GG44V16	C211096	440 V	250 V	16 A	grey	2.2 W	gG	50	6.6 g



D02GG44V25

Size D02 (E18) gG Marine

Catalog number	Item number	Rated voltage AC (IEC)	Rated voltage DC (IEC)	Rated current I _n	Colour	Power dissipation at I _n	Utilisation category	Package	Weight
D02GG44V20	X212126	440 V	250 V	20 A	blue	2 W	gG	50	12.6 g
D02GG44V25	S213663	440 V	250 V	25 A	yellow	3 W	gG	50	12.6 g
D02GG44V35	C214684	440 V	250 V	35 A	black	3.9 W	gG	50	12.6 g
D02GG44V50	J215702	440 V	250 V	50 A	white	4.7 W	gG	50	12.6 g
D02GG44V63	N216718	440 V	250 V	63 A	copper	5.1 W	gG	50	12.6 g

NEOKIT

PRODUCT RANGE

DO fuse-disconnectors 400VAC



09490.021000

Size D01 (E14) with fuse-monitoring, DIN rail mounting

Catalog number	Item number	Size	Rated voltage AC (IEC)	Rated current I _n	Number of poles/phases	Connection	Package	Weight
09490.021000	D1004390	D01	400 V	2 A	1	Cross section 1.5 to 16mm ²	12	61 g
09490.041000	E1004391	D01	400 V	4 A	1	Cross section 1.5 to 16mm ²	12	61 g
09490.061000	F1004392	D01	400 V	6 A	1	Cross section 1.5 to 16mm ²	12	61 g
09490.062000	G1004393	D01	400 V	6 A	2	Cross section 1.5 to 16mm ²	6	120 g
09490.063000	J1004395	D01	400 V	6 A	3	Cross section 1.5 to 16mm ²	4	180 g
09490.101000	K1004396	D01	400 V	10 A	1	Cross section 1.5 to 16mm ²	12	61 g
09490.102000	L1004397	D01	400 V	10 A	2	Cross section 1.5 to 16mm ²	6	120 g
09490.103000	M1004398	D01	400 V	10 A	3	Cross section 1.5 to 16mm ²	4	180 g
09490.131000	P1004400	D01	400 V	13 A	1	Cross section 1.5 to 16mm ²	12	61 g
09490.132000	Q1004401	D01	400 V	13 A	2	Cross section 1.5 to 16mm ²	6	120 g
09490.133000	R1004402	D01	400 V	13 A	3	Cross section 1.5 to 16mm ²	4	180 g
09490.161000	S1004403	D01	400 V	16 A	1	Cross section 1.5 to 16mm ²	12	61 g
09490.162000	T1004404	D01	400 V	16 A	2	Cross section 1.5 to 16mm ²	6	120 g
09490.163000	W1004406	D01	400 V	16 A	3	Cross section 1.5 to 16mm ²	4	180 g



09490.021100

Size D01 (E14) without fuse-monitoring, DIN rail mounting

Catalog number	Item number	Size	Rated voltage AC (IEC)	Rated current I _n	Number of poles/phases	Connection	Package	Weight
09490.021100	N1004376	D01	400 V	2 A	1	Cross section 1.5 to 16mm ²	12	59 g
09490.041100	P1004377	D01	400 V	4 A	1	Cross section 1.5 to 16mm ²	12	59 g
09490.061100	Q1004378	D01	400 V	6 A	1	Cross section 1.5 to 16mm ²	12	59 g
09490.062100	R1004379	D01	400 V	6 A	2	Cross section 1.5 to 16mm ²	6	120 g
09490.063100	S1004380	D01	400 V	6 A	3	Cross section 1.5 to 16mm ²	4	180 g
09490.101100	T1004381	D01	400 V	10 A	1	Cross section 1.5 to 16mm ²	12	59 g
09490.102100	V1004382	D01	400 V	10 A	2	Cross section 1.5 to 16mm ²	6	120 g
09490.103100	W1004383	D01	400 V	10 A	3	Cross section 1.5 to 16mm ²	4	180 g
09490.131100	X1004384	D01	400 V	13 A	1	Cross section 1.5 to 16mm ²	12	59 g
09490.132100	Y1004385	D01	400 V	13 A	2	Cross section 1.5 to 16mm ²	6	120 g
09490.133100	Z1004386	D01	400 V	13 A	3	Cross section 1.5 to 16mm ²	4	180 g
09490.161100	A1004387	D01	400 V	16 A	1	Cross section 1.5 to 16mm ²	12	59 g
09490.162100	B1004388	D01	400 V	16 A	2	Cross section 1.5 to 16mm ²	6	120 g
09490.163100	C1004389	D01	400 V	16 A	3	Cross section 1.5 to 16mm ²	4	180 g

INNOZED®

PRODUCT RANGE

DO fuse-bases with touch protection

D/DO SYSTEM



04724.000000

INNOZED D01 16 A, 400 V AC single pole E14

Catalog number	Item number	Design	Package	Weight
04724.000000	W1032489	both sides double function clamp 1.5-35 mm ²	9	83.3 g



04734.000000

INNOZED D01 16 A, 400 V AC triple pole E14

Catalog number	Item number	Design	Package	Weight
04734.000000	X1032490	both sides double function clamp 1.5-35 mm ²	3	240 g



04725.000000

INNOZED D02 63 A, 400 V AC single pole E18

Catalog number	Item number	Design	Package	Weight
04725.000000	Y1032491	both sides double function clamp 1.5-35 mm ²	9	80.8 g



04735.000000

INNOZED D02 63 A, 400 V AC triple pole E18

Catalog number	Item number	Design	Package	Weight
04735.000000	Z1032492	both sides double function clamp 1.5-35 mm ²	3	240 g

INNOZED®

ACCESSORIES

DO fuse-bases with touch protection



01714.000200



01715.000000

DO screw caps 400V AC synthetic

Catalog number	Item number	Features	Package	Weight
01714.000200	E212501	D01, E14, 16A, with testing hole	20	11.8 g
01715.000200	P211981	D02, E18, 63A, with testing hole	20	11.6 g
11714.000220	R214536	D01, E14, 16A, with sealing and testing hole	20	11.6 g
11715.000220	S214537	D02, E18, 63A, with sealing and testing hole	20	11.6 g
01715.000000	L206435	D02, E18, 63A, without testing hole	20	12 g
01715.890200	M214026	D02, E18, 63A, with adapter insert for fuse links size D01	20	12.4 g



01711.000200



01770.000200

DO screw caps 400/440 VAC, 250 V DC porcelain, with removal grips

Catalog number	Item number	Features	Package	Weight
01710.000200	H201211	D01, E14, 16A, with testing hole	20	16.4 g
01711.000200	T215044	D02, E18, 63A, with testing hole	20	18.5 g
01770.000200	F1033740	D01, E14, 16A, with testing hole	20	16.4 g

DO cartridge ring adapter inserts D01 E14

01705.006000



01705.010000

Catalog number	Item number	Features	Package	Weight
01705.002000	J216576	2A, pink	50	0.4 g
01705.004000	J219681	4A, brown	50	0.4 g
01705.006000	P206438	6A, green	50	0.4 g
01705.010000	M213014	10A, red	50	0.4 g

DO cartridge ring adapter inserts D02 E18

01706.002000




01706.020000

Catalog number	Item number	Application	Features	Package	Weight
01706.002000	K216577	For D01 fuse links in D02 fuse bases	2A, pink	50	0.6 g
01706.004000	S222127	For D01 fuse links in D02 fuse bases	4A, brown	50	0.6 g
01706.006000	R211983	For D01 fuse links in D02 fuse bases	6A, green	50	0.6 g
01706.010000	H216069	For D01 fuse links in D02 fuse bases	10A, red	50	0.6 g
01706.016000	Q218629	For D01 fuse links in D02 fuse bases	16A, grey	50	0.5 g
01706.020000	S200668	For D02 fuse links	20A, blue	50	0.5 g
01706.025000	R213524	For D02 fuse links	25A, yellow	50	0.6 g
01706.035000	J216070	For D02 fuse links	35A, black	50	0.5 g
01706.050000	R218630	For D02 fuse links	50A, white	50	0.6 g

INNOZED®

DO fuse-bases with touch protection


ACCESSORIES



02963.000000



22963.003000



22963.363000

Wiring bars

Catalog number	Item number	Design	Package	Weight
02963.000000	M215107	single pole, 16 mm ² , partition 27 mm (distance of poles), peg design, L-shaped	5	170 g
22963.003000	K302873	triple pole, 16 mm ² , partition 27 mm (distance of poles), peg design, L-shaped	5	660 g
22963.361000	J1002417	single pole, 35 mm ² , partition 27 mm (distance of poles), peg design, L-shaped	5	470 g
22963.363000	L302874	triple pole, 35 mm ² , partition 27 mm (distance of poles), peg design, L-shaped	5	1210 g
02901.000000	E302891	end cap for single pole wiring bus bar	10	0.4 g
02901.350000	K1002418	endcover for triple pole wiring bus bar	10	0.5 g
02903.165000	G302893	end cap for triple pole wiring bus bars up to 16 mm ²	10	1.8 g
02903.350000	R302902	end cap for triple pole wiring bus bars up to 35 mm ²	10	1.5 g



02901.000000



02901.350000



02903.165000

NEOZED DO fuse-bases 400VAC

PRODUCT RANGE



01720.170000

Size D01 (E14) with touch protection, DIN rail mounting

Catalog number	Item number	Size	Rated voltage AC (IEC)	Rated current I _n	Number of poles/phases	Connection	Cable termination	Package	Weight
01720.170000	B211463	D01	400 V	16 A	1	Cross section 1,5 to 4 mm ²	Clamping yokes	20	76.7 g
01720.370000	T215550	D01	400 V	16 A	1	Cross section 1,5 to 4 mm ²	Clamping yoke / screw terminal	20	69.5 g
01730.172000	A219144	D01	400 V	16 A	3	Cross section 1,5 to 4 mm ²	Clamping yokes	5	220 g



01720.150000

Size D01 (E14) without touch protection, DIN rail mounting

Catalog number	Item number	Size	Rated voltage AC (IEC)	Rated current I _n	Number of poles/phases	Connection	Cable termination	Package	Weight
01720.150000	J200660	D01	400 V	16 A	1	Cross section 1,5 to 4 mm ²	Clamping yokes	20	68 g
01730.152000	B216063	D01	400 V	16 A	3	Cross section 1,5 to 4 mm ²	Clamping yokes	5	41 g



01720.100000

Size D01 (E14) without touch protection, screw mounting

Catalog number	Item number	Size	Rated voltage AC (IEC)	Rated current I _n	Number of poles/phases	Connection	Cable termination	Package	Weight
01720.100000	Z216061	D01	400 V	16 A	1	Cross section 1,5 to 4 mm ²	Clamping yokes	20	3.2 g
01730.100000	K200661	D01	400 V	16 A	3	Cross section 1,5 to 4 mm ²	Clamping yokes	5	40 g



01721.270000

Size D02 (E18) with touch protection, DIN rail mounting

Catalog number	Item number	Size	Rated voltage AC (IEC)	Rated current I _n	Number of poles/phases	Connection	Cable termination	Package	Weight
01721.270000	M200663	D02	400 V	63 A	1	Cross section 1,5 to 25 mm ²	Clamp straps with 2 screws	20	89.5 g
01721.470000	K218624	D02	400 V	63 A	1	Cross section 1,5 to 25 mm ²	Clamp strap with 2 screws / screw terminal	20	93 g
01731.272000	E222874	D02	400 V	63 A	3	Cross section 1,5 to 25 mm ²	Clamp straps with 2 screws	5	280 g



01721.450000

Size D02 (E18) without touch protection, DIN rail mounting

Catalog number	Item number	Size	Rated voltage AC (IEC)	Rated current I _n	Number of poles/phases	Connection	Cable termination	Package	Weight
01721.250000	J218623	D02	400 V	63 A	1	Cross section 1,5 to 25 mm ²	Clamp straps with 2 screws	20	72 g
01721.450000	W215552	D02	400 V	63 A	1	Cross section 1,5 to 25 mm ²	Clamp strap with 2 screws / screw terminal	20	72 g
01731.252000	Y217601	D02	400 V	63 A	3	Cross section 1,5 to 25 mm ²	Clamp straps with 2 screws	5	250 g
01731.452000	M211979	D02	400 V	63 A	3	Cross section 1,5 to 25 mm ²	Clamp strap with 2 screws / screw terminal	5	46.2 g



01721.200000

Size D02 (E18) without touch protection, screw mounting

Catalog number	Item number	Size	Rated voltage AC (IEC)	Rated current I _n	Number of poles/phases	Connection	Cable termination	Package	Weight
01721.200000	M214532	D02	400 V	63 A	1	Cross section 1,5 to 25 mm ²	Clamp straps with 2 screws	20	71.5 g
01721.400000	F213008	D02	400 V	63 A	1	Cross section 1,5 to 25 mm ²	Clamp strap with 2 screws / screw terminal	20	72 g
01731.200000	F216573	D02	400 V	63 A	3	Cross section 1,5 to 25 mm ²	Clamp straps with 2 screws	5	240 g
01731.400000	K206365	D02	400 V	63 A	3	Cross section 1,5 to 25 mm ²	Clamp strap with 2 screws / screw terminal	5	9 g

MERSEN reserves the right to change, update or correct, without notice, any information contained in this datasheet.

NEOZED D0 fuse-bases 400VAC

PRODUCT RANGE

D/DO SYSTEM



01722.470000

Size D03 (M30x2) with touch protection, DIN rail mounting

Catalog number	Item number	Size	Rated voltage AC (IEC)	Rated current I _n	Number of poles/phases	Connection	Cable termination	Package	Weight
01722.470000	F216067	D03	400 V	100 A	1	Cross section 10 to 50 mm ²	Clamp strap with 2 screws / screw terminal	10	220 g



01722.450000

Size D03 (M30x2) without touch protection, DIN rail mounting

Catalog number	Item number	Size	Rated voltage AC (IEC)	Rated current I _n	Number of poles/phases	Connection	Cable termination	Package	Weight
01722.450000	Q214535	D03	400 V	100 A	1	Cross section 10 to 50 mm ²	Clamp strap with 2 screws / screw terminal	10	200 g



01722.400000

Size D03 (M30x2) without touch protection, screw mounting

Catalog number	Item number	Size	Rated voltage AC (IEC)	Rated current I _n	Number of poles/phases	Connection	Cable termination	Package	Weight
01722.400000	J213011	D03	400 V	100 A	1	Cross section 10 to 50 mm ²	Clamp strap with 2 screws / screw terminal	10	190 g



01722.480000

Size D03 general fuse-bases with cover cap

Catalog number	Item number	Size	Rated voltage AC (IEC)	Rated current I _n	Number of poles/phases	Connection	Cable termination	Package	Weight
snap-on-fixing									
01722.480000	H219680	D03	400 V	100 A	1	Cross section 10 to 50 mm ²	Clamp strap with 2 screws / screw terminal	10	260 g
screw mounting									
01722.430000	K214024	D03	400 V	100 A	1	Cross section 10 to 50 mm ²	Clamp strap with 2 screws / screw terminal	10	250 g



01738.250000

Size D02 triple-pole fuse-bases without touch protection

Catalog number	Item number	Size	Rated voltage AC (IEC)	Rated current I _n	Number of poles/phases	Connection	Cable termination	Package	Weight
snap-on fixing									
01738.250000	B218110	D02	400 V	63 A	1	Cross section 1,5 to 25 mm ²	Clamp straps with 2 screws	5	42.6 g
screw mounting									
01738.200000	Z217602	D02	400 V	63 A	1	Cross section 1,5 to 25 mm ²	Clamp straps with 2 screws	5	41.6 g



01732.700000

Size D01-D03 cover caps for touch protection

Catalog number	Item number	Size	Number of poles/phases	Package	Weight
Base Size D01/D02, triple-pole (standard), write on					
01732.700000	M216579	D01/02	3	20	22.7 g
Base Size D01/D02, single-pole (standard), write on					
01718.700000	V200670	D01/02	1	50	9.6 g
Base Size D03, single-pole					
01728.000000	V211986	D03	1	40	20.5 g

MERSEN reserves the right to change, update or correct, without notice, any information contained in this datasheet.

NEOZED D0 fuse-bases 400VAC

ACCESSORIES



01714.000200



01715.000000

D0 screw caps 400V AC synthetic

Catalog number	Item number	Features	Package	Weight
01714.000200	E212501	D01, E14, 16A, with testing hole	20	11.8 g
01715.000200	P211981	D02, E18, 63A, with testing hole	20	11.6 g
11714.000220	R214536	D01, E14, 16A, with sealing and testing hole	20	11.6 g
11715.000220	S214537	D02, E18, 63A, with sealing and testing hole	20	11.6 g
01715.000000	L206435	D02, E18, 63A, without testing hole	20	12 g
01715.890200	M214026	D02, E18, 63A, with adapter insert for fuse links size D01	20	12.4 g



01711.000200



01770.000200

D0 screw caps 400/440 VAC, 250 V DC porcelain, with removal grips

Catalog number	Item number	Features	Package	Weight
01770.000200	F1033740	D01, E14, 16A, with testing hole	20	16.4 g
01711.000200	T215044	D02, E18, 63A, with testing hole	20	18.5 g
01712.000200	V215045	D03, M30x2, 100A, with testing hole	10	84 g



01705.006000



01705.010000

D0 cartridge ring adapter inserts D01 E14

Catalog number	Item number	Features	Package	Weight
01705.002000	J216576	2A, pink	50	0.4 g
01705.004000	J219681	4A, brown	50	0.4 g
01705.006000	P206438	6A, green	50	0.4 g
01705.010000	M213014	10A, red	50	0.4 g
01716.000000	X222936	Screw cap wrench	1	30 g



01716.000000

D0 cartridge ring adapter inserts D02 E18

01706.002000



01706.020000

Catalog number	Item number	Application	Features	Package	Weight
01706.002000	K216577	For D01 fuse links in D02 fuse bases	2A, pink	50	0.6 g
01706.004000	S222127	For D01 fuse links in D02 fuse bases	4A, brown	50	0.6 g
01706.006000	R211983	For D01 fuse links in D02 fuse bases	6A, green	50	0.6 g
01706.010000	H216069	For D01 fuse links in D02 fuse bases	10A, red	50	0.6 g
01706.016000	Q218629	For D01 fuse links in D02 fuse bases	16A, grey	50	0.5 g
01706.020000	S200668	For D02 fuse links	20A, blue	50	0.5 g
01706.025000	R213524	For D02 fuse links	25A, yellow	50	0.6 g
01706.035000	J216070	For D02 fuse links	35A, black	50	0.5 g
01706.050000	R218630	For D02 fuse links	50A, white	50	0.6 g

D0 cartridge ring adapter inserts D03 M30x2

01707.080000

Catalog number	Item number	Features	Package	Weight
01707.080000	T200669	80A, silver	20	1.6 g

MERSEN reserves the right to change, update or correct, without notice, any information contained in this datasheet.

NEOZED D0 fuse-bases 400VAC

ACCESSORIES

D/DO SYSTEM



01714.800000



01715.810000

Locking devices

Catalog number	Item number	Features	Package	Weight
01714.810000	P213062E	Locking cap for D01 E14 fuse-bases	5	12.4 g
01714.800000	D212546E	Locking cap for D01 E14 fuse-bases for authorized personal only (EVU)	5	12.2 g
01715.810000	Y215094E	Locking cap for D02 E18 fuse-bases	5	13.7 g
01715.800000	R214582E	Locking cap for D02 E18 fuse-bases for authorized personal only (EVU)	5	14 g
01714.830000	J214069A	Special key for locking caps	1	45 g



01714.830000



01713.000000

Adapter inserts

Catalog number	Item number	Features	Package	Weight
01709.000000	P214028	Adapter for Size D02 fuse-links in Size D03 bases	25	1.3 g
01713.000000	Z215049	Adapter for Size D01 fuse-links in Size D02 bases	50	0.9 g
01733.000000	J218117	Adapter for Size D01 fuse-links in DL-bases	100	0.2 g



01708.000000

Adapter removal and fitting devices

Catalog number	Item number	Features	Package	Weight
01708.000000	J212505	Screw removal and insertion key to remove and insert cartridge ring adapter inserts size D01-D03	1	19.7 g

LINOCUR®

Size D02 63A 230VAC/440VAC

PRODUCT RANGE



05861.063000

DO Linocur® D02 230 to 400VAC, 65VDC

Catalog number	Item number	Rated current I _n	Number of poles/ phases	Width	Cross section	Package	Weight
05861.063000	Z1012620	63 A	1	27 mm	35 mm ²	3	210 g
05862.063000	J1012606	63 A	2	54 mm	35 mm ²	2	320 g
05863.063000	B1012622	63 A	3	81 mm	35 mm ²	1	640 g
05861.063100	H1012628	63 A	1+N	54 mm	35 mm ²	2	320 g
05863.063100	E1012602	63 A	3+N	108 mm	35 mm ²	1	640 g



05863.063000



05864.063000

DO Linocur® D02 220VDC

Catalog number	Item number	Rated current I _n	Number of poles/ phases	Width	Cross section	Package	Weight
05864.063000	L1012608	63 A	4	108 mm	35 mm ²	1	630 g

DO Linocur® D02 230VAC to 400VAC, 65VDC, with fuse-links and fixed gauge pieces

05863.050000

Catalog number	Item number	Rated current I _n	Number of poles/ phases	Width	Cross section	Package	Weight
05861.020000	M1012609	20 A	1	27 mm	35 mm ²	3	210 g
05861.025000	A1012621	25 A	1	27 mm	35 mm ²	3	210 g
05862.025000	B1012760	25 A	2	54 mm	35 mm ²	2	320 g
05863.025000	G1012627	25 A	3	81 mm	35 mm ²	1	640 g
05861.035000	N1012610	35 A	1	27 mm	35 mm ²	3	210 g
05862.035000	D1012624	35 A	2	54 mm	35 mm ²	2	320 g
05863.035000	E1012625	35 A	3	81 mm	35 mm ²	1	640 g
05861.050000	C1012761	50 A	1	27 mm	35 mm ²	3	210 g
05862.050000	D1012762	50 A	2	54 mm	35 mm ²	2	320 g
05863.050000	P1012611	50 A	3	81 mm	35 mm ²	1	640 g

DO Linocur® D02 250VAC to 440 VAC (suitable for marine application)

05863.063040

Catalog number	Item number	Rated current I _n	Number of poles/ phases	Width	Cross section	Package	Weight
05861.063040	H1012605	63 A	1	27 mm	35 mm ²	3	140 g
05862.063040	S1012614	63 A	2	54 mm	35 mm ²	2	320 g
05863.063040	J1012629	63 A	3	81 mm	35 mm ²	1	640 g
05863.063140	T1012615	63 A	3+N	108 mm	35 mm ²	1	250 g

LINOCUR®

Size D02 63A 230VAC/440VAC

ACCESSORIES

D/DO SYSTEM



01713.700000 01715.700000

D0 screw caps 400V AC synthetic

Catalog number	Item number	Features	Package	Weight
01713.700000	W1016665	Reduction Spring, for the use of D01 fuse-links in the bayonet screw cap Size D01	10	1 g
01715.700000	K1015206	Replacement screw cap with sealing hole, without testing hole D02, 63A	10	12.5 g



01716.000000

D0 cartridge ring adapter inserts D01 E14


Catalog number	Item number	Features	Package	Weight
01716.000000	X222936	Screw cap wrench	1	30 g



01715.710000 01714.830000

Locking devices


Catalog number	Item number	Design	Features	Rated current I _n	Package	Weight
01715.710000	L1015207	-	Locking cap for D0 Linocur, with industrial locking wrench 63A	63 A	10	6 g
01714.830000	J214069	-	Special key for locking caps	-	1	45 g




02963.000000



22963.003000



22963.363000



02901.000000 02903.165000

Wiring bars

Catalog number	Item number	Design	Package	Weight
02923.109156	D302890	special wiring bar to connect Linocur (27mm) with miniature circuit breakers (18mm) length 140mm, cross section 16mm ²	5	71.1 g
02963.000000	M215107	single pole, 16 mm ² , partition 27 mm (distance of poles), peg design, L-shaped	5	170 g
22963.003000	K302873	triple pole, 16 mm ² , partition 27 mm (distance of poles), peg design, L-shaped	5	660 g
22963.363000	L302874	triple pole, 35 mm ² , partition 27 mm (distance of poles), peg design, L-shaped	5	1 210 g
02901.000000	E302891	end cap for single pole wiring bus bar	10	0.4 g
02903.165000	G302893	end cap for triple pole wiring bus bars up to 16 mm ²	10	1.8 g
02903.350000	R302902	end cap for triple pole wiring bus bars up to 35 mm ²	10	1.5 g
02923.102159	Z302886	Eurovario wiring rail - fixed length and may not be cut length 159mm, cross section 10mm ²	5	46.5 g
02923.162159	A302887	Eurovario wiring rail - fixed length and may not be cut length 159mm, cross section 16mm ²	5	67.5 g
02923.102243	B302888	Eurovario wiring rail - fixed length and may not be cut length 243mm, cross section 10mm ²	5	81.7 g
02923.162243	C302889	Eurovario wiring rail - fixed length and may not be cut length 243mm, cross section 16mm ²	10	120 g

MERSEN reserves the right to change, update or correct, without notice, any information contained in this datasheet.

LINO CUR®

Size D02 63A 230VAC/440VAC

ACCESSORIES



05860.100000

05860.200000



05860.300000



02993.100000

Indication facilities

Catalog number	Item number	Design	Package	Weight
05860.100000	G1015203	Monitoring device for Linocur 2P, 3P, 3P+N Type 1 (switch position), cross section 1,5mm ² , operating voltage 400V +/-10%	1	440 g
05860.200000	H1015204	Monitoring device for Linocur 2P, 3P, 3P+N Type 2 (fuse operation), cross section 1,5mm ² , operating voltage 400V +/-10%	1	440 g
05860.300000	J1015205	Monitoring device for Linocur 2P, 3P, 3P+N Type 3 (switch position and fuse operation), cross section 1,5mm ² , operating voltage 400V +/-10%	1	440 g

Terminal clamps

Catalog number	Item number	Design	Package	Weight
02993.100000	V1007924	Connecting terminal 50mm ² , insulated, long, cross section 50mm ² (if 35mm ² rail 2296.363000 is used then in feed terminal required)	10	37.5 g

Area with horizontal dotted lines for notes.

IEC NH - LOW VOLTAGE FUSE SYSTEM





IEC NH FUSE-LINKS **74 - 94**

NH fuse-links gG 400VAC 74

NH fuse-links gG 500VAC 75

NH fuse-links gG 690VAC 78

NH fuse-links gG 400VAC isolated gripping-lugs 81

NH fuse-links gG 500VAC isolated gripping-lugs 83

NH fuse-links gG 690VAC isolated gripping-lugs 85

NH fuse-links aM 500VAC 86

NH fuse-links aM 690VAC 88

NH fuse-links gTr 400VAC 90

NH fuse-links gG 500 - 690VAC 93

NH fuse-links aM 500 - 690VAC 94



BSL NH FUSE-RAILS **95 - 101**

BSL NH Fuse Rails Size 00 160A, 690VAC 95

BSL NH Fuse Rails Size 1, 250A; Size 2, 400A; Size 3, 630A; 690VAC 98



IEC NH FUSE-BASES **102 - 105**

NH Fuse-Bases 102



IEC NH FUSE-HANDLES **105**

NH Fuse Handles 105



IEC SOLID LINKS **106**

NH Solid Links 106

NH fuse-links gG 400VAC

PRODUCT RANGE

double indicator/live gripping-lugs size 000, 00, 1, 2, 3

Size 000 gG 400VAC



NH000GG40V35

Catalog number	Item number	Rated voltage AC (IEC)	Rated current I _n	Power dissipation at I _n	Width	Package	Weight
NH000GG40V2	Z223674	400 V	2 A	0.7 W	20.8 mm	3	0.13 kg
NH000GG40V4	A223675	400 V	4 A	0.9 W	20.8 mm	3	0.13 kg
NH000GG40V6	B223676	400 V	6 A	1.2 W	20.8 mm	3	0.13 kg
NH000GG40V10	C223677	400 V	10 A	1.3 W	20.8 mm	3	0.13 kg
NH000GG40V16	D223678	400 V	16 A	1.6 W	20.8 mm	9	0.13 kg
NH000GG40V20	E223679	400 V	20 A	1.9 W	20.8 mm	9	0.13 kg
NH000GG40V25	F223680	400 V	25 A	2.2 W	20.8 mm	9	0.13 kg
NH000GG40V32	G223681	400 V	32 A	2.7 W	20.8 mm	9	0.13 kg
NH000GG40V35	H223682	400 V	35 A	3.1 W	20.8 mm	9	0.13 kg
NH000GG40V40	J223683	400 V	40 A	3.5 W	20.8 mm	9	0.13 kg
NH000GG40V50	K223684	400 V	50 A	3.9 W	20.8 mm	9	0.13 kg
NH000GG40V63	L223685	400 V	63 A	5.2 W	20.8 mm	9	0.13 kg
NH000GG40V80	M223686	400 V	80 A	5.3 W	20.8 mm	9	0.13 kg
NH000GG40V100	N223687	400 V	100 A	5.7 W	20.8 mm	9	0.13 kg

Size 00 gG 400VAC



NH00GG40V160

Catalog number	Item number	Rated voltage AC (IEC)	Rated current I _n	Power dissipation at I _n	Width	Package	Weight
NH00GG40V125	E223702	400 V	125 A	7.4 W	29.5 mm	3	0.2 kg
NH00GG40V160	F223703	400 V	160 A	8.3 W	29.5 mm	3	0.2 kg

Size 1 gG 400VAC



NH1GG40V125

Catalog number	Item number	Rated voltage AC (IEC)	Rated current I _n	Power dissipation at I _n	Width	Package	Weight
NH1GG40V35	J223706	400 V	35 A	4 W	29.5 mm	3	0.28 kg
NH1GG40V50	K223707	400 V	50 A	5.2 W	29.5 mm	3	0.28 kg
NH1GG40V63	L223708	400 V	63 A	6.8 W	29.5 mm	3	0.28 kg
NH1GG40V80	M223709	400 V	80 A	6.2 W	29.5 mm	3	0.28 kg
NH1GG40V100	N223710	400 V	100 A	8.6 W	29.5 mm	3	0.28 kg
NH1GG40V125	P223711	400 V	125 A	9.8 W	29.5 mm	3	0.28 kg
NH1GG40V160	Q223712	400 V	160 A	12.4 W	39.5 mm	3	0.41 kg
NH1GG40V200	R223713	400 V	200 A	14.4 W	39.5 mm	3	0.41 kg
NH1GG40V224	S223714	400 V	224 A	15.6 W	39.5 mm	3	0.41 kg
NH1GG40V250	T223715	400 V	250 A	17.6 W	39.5 mm	3	0.41 kg

Size 2 gG 400VAC



NH2GG40V250

Catalog number	Item number	Rated voltage AC (IEC)	Rated current I _n	Power dissipation at I _n	Width	Package	Weight
NH2GG40V35	T227257	400 V	35 A	4.1 W	39.5 mm	3	0.42 kg
NH2GG40V50	V227258	400 V	50 A	5.4 W	39.5 mm	3	0.42 kg
NH2GG40V63	W227259	400 V	63 A	6.8 W	39.5 mm	3	0.42 kg
NH2GG40V80	F223726	400 V	80 A	6.4 W	39.5 mm	3	0.42 kg
NH2GG40V100	G223727	400 V	100 A	8.1 W	39.5 mm	3	0.42 kg
NH2GG40V125	H223728	400 V	125 A	10.2 W	39.5 mm	3	0.42 kg
NH2GG40V160	J223729	400 V	160 A	10.8 W	39.5 mm	3	0.42 kg
NH2GG40V200	K223730	400 V	200 A	15.2 W	39.5 mm	3	0.42 kg
NH2GG40V224	L223731	400 V	224 A	14.7 W	39.5 mm	3	0.42 kg
NH2GG40V250	M223732	400 V	250 A	17.1 W	39.5 mm	3	0.42 kg
NH2GG40V315	N223733	400 V	315 A	20.1 W	51 mm	3	0.64 kg
NH2GG40V355	P223734	400 V	355 A	22.6 W	51 mm	3	0.64 kg
NH2GG40V400	Q223735	400 V	400 A	25.4 W	51 mm	3	0.64 kg

MERSEN reserves the right to change, update or correct, without notice, any information contained in this datasheet.

NH fuse-links gG 400VAC

PRODUCT RANGE

double indicator/live gripping-lugs size 000, 00, 1, 2, 3



NH3GG40V250

Size 3 gG 400VAC

Catalog number	Item number	Rated voltage AC (IEC)	Rated current I _n	Power dissipation at I _n	Width	Package	Weight
NH3GG40V250	R223736	400 V	250 A	15.4 W	51 mm	1	0.65 kg
NH3GG40V315	S223737	400 V	315 A	19.8 W	51 mm	1	0.65 kg
NH3GG40V400	T223738	400 V	400 A	25.1 W	51 mm	1	0.65 kg
NH3GG40V500	V223739	400 V	500 A	31.1 W	70 mm	1	1.05 kg
NH3GG40V630	W223740	400 V	630 A	39 W	70 mm	1	1.05 kg

NH fuse-links gG 500VAC

PRODUCT RANGE

double indicator/live gripping-lugs size 000, 00, 0, 1, 2, 3



NH000GG50V2

Size 000 gG 500VAC

Catalog number	Item number	Rated voltage AC (IEC)	Rated voltage DC (IEC)	Rated current I _n	Power dissipation at I _n	Package	Weight
NH000GG50V2	B211946	500 V	250 V	2 A	1.9 W	3	0.13 kg
NH000GG50V4	M212462	500 V	250 V	4 A	1.5 W	3	0.13 kg
NH000GG50V6	D213995	500 V	250 V	6 A	1.6 W	3	0.13 kg
NH000GG50V10	B219651	500 V	250 V	10 A	1.1 W	3	0.13 kg
NH000GG50V16	K222097	500 V	250 V	16 A	1.8 W	9	0.13 kg
NH000GG50V20	A222847	500 V	250 V	20 A	2.3 W	9	0.13 kg
NH000GG50V25	E201185	500 V	250 V	25 A	2.4 W	9	0.13 kg
NH000GG50V32	Z211438	500 V	250 V	32 A	3.1 W	9	0.13 kg
NH000GG50V35	C211947	500 V	250 V	35 A	3 W	9	0.13 kg
NH000GG50V40	N212463	500 V	250 V	40 A	3.7 W	9	0.13 kg
NH000GG50V50	T212974	500 V	250 V	50 A	4.1 W	9	0.13 kg
NH000GG50V63	E213996	500 V	250 V	63 A	5.4 W	9	0.13 kg
NH000GG50V80	Y216543	500 V	250 V	80 A	6.5 W	9	0.13 kg
NH000GG50V100	B219122	500 V	250 V	100 A	7.5 W	9	0.13 kg

Size 00 gG 500VAC



NH00GG50V125

Catalog number	Item number	Rated voltage AC (IEC)	Rated voltage DC (IEC)	Rated current I _n	Power dissipation at I _n	Package	Weight
NH00GG50V125	R201863	500 V	250 V	125 A	10 W	3	0.2 kg
NH00GG50V160	P211084	500 V	250 V	160 A	11.3 W	3	0.2 kg

NH fuse-links gG 500VAC

PRODUCT RANGE

double indicator/live gripping-lugs size 000, 00, 0, 1, 2, 3

Size 0 gG 500VAC



NH0GG50V6

Catalog number	Item number	Rated voltage AC (IEC)	Rated voltage DC (IEC)	Rated current I _n	Power dissipation at I _n	Package	Weight
NH0GG50V6	H213148	500 V	250 V	6 A	1.6 W	3	0.27 kg
NH0GG50V10	G214159	500 V	250 V	10 A	1.1 W	3	0.27 kg
NH0GG50V16	Q215179	500 V	250 V	16 A	1.8 W	3	0.27 kg
NH0GG50V20	R215686	500 V	250 V	20 A	2.3 W	3	0.27 kg
NH0GG50V25	Y216198	500 V	250 V	25 A	2.4 W	3	0.27 kg
NH0GG50V32	W216702	500 V	250 V	32 A	3.1 W	3	0.27 kg
NH0GG50V35	J217220	500 V	250 V	35 A	3 W	3	0.27 kg
NH0GG50V40	P217731	500 V	250 V	40 A	3.7 W	3	0.27 kg
NH0GG50V50	Z218246	500 V	250 V	50 A	4.1 W	3	0.27 kg
NH0GG50V63	N218765	500 V	250 V	63 A	6.6 W	3	0.27 kg
NH0GG50V80	C219284	500 V	250 V	80 A	8 W	3	0.27 kg
NH0GG50V100	D219814	500 V	250 V	100 A	9.4 W	3	0.27 kg
NH0GG50V125	P222492	500 V	250 V	125 A	11.8 W	3	0.27 kg
NH0GG50V160	F223013	500 V	250 V	160 A	14.6 W	3	0.27 kg
NH0GG50V200	C229611	500 V	250 V	200 A	18.1 W	3	0.27 kg
NH0GG50V224	D229612	500 V	250 V	224 A	19.2 W	3	0.27 kg
NH0GG50V250	E229613	500 V	250 V	250 A	20.3 W	3	0.27 kg

Size 1 gG 500VAC



NH1GG50V16

Catalog number	Item number	Rated voltage AC (IEC)	Rated voltage DC (IEC)	Rated current I _n	Power dissipation at I _n	Width	Package	Weight
NH1GG50V16	M200801	500 V	250 V	16 A	1.8 W	29.5 mm	3	0.28 kg
NH1GG50V20	C201344	500 V	250 V	20 A	2.3 W	29.5 mm	3	0.28 kg
NH1GG50V25	N201860	500 V	250 V	25 A	2.4 W	29.5 mm	3	0.28 kg
NH1GG50V32	L211081	500 V	250 V	32 A	3.1 W	29.5 mm	3	0.28 kg
NH1GG50V35	A211600	500 V	250 V	35 A	3 W	29.5 mm	3	0.28 kg
NH1GG50V40	Y212633	500 V	250 V	40 A	3.7 W	29.5 mm	3	0.28 kg
NH1GG50V50	B213648	500 V	250 V	50 A	4.1 W	29.5 mm	3	0.28 kg
NH1GG50V63	L214669	500 V	250 V	63 A	6.6 W	29.5 mm	3	0.28 kg
NH1GG50V80	S215687	500 V	250 V	80 A	8 W	29.5 mm	3	0.28 kg
NH1GG50V100	X216703	500 V	250 V	100 A	9.4 W	29.5 mm	3	0.28 kg
NH1GG50V125	V236044	500 V	250 V	125 A	11.8 W	29.5 mm	3	0.28 kg
NH1GG50V160	A218247	500 V	250 V	160 A	14.6 W	39.5 mm	3	0.42 kg
NH1GG50V200	P218766	500 V	250 V	200 A	18 W	39.5 mm	3	0.42 kg
NH1GG50V224	D219285	500 V	250 V	224 A	19 W	39.5 mm	3	0.42 kg
NH1GG50V250	E219815	500 V	250 V	250 A	20 W	39.5 mm	3	0.42 kg
NH1GG50V315	Q228519	500 V	250 V	315 A	20.5 W	39.5 mm	3	0.42 kg
NH1GG50V355	R228520	500 V	250 V	355 A	23.7 W	39.5 mm	3	0.42 kg

NH fuse-links gG 500VAC

PRODUCT RANGE

double indicator/live gripping-lugs size 000, 00, 0, 1, 2, 3



NH2GG50V63

Size 2 gG 500VAC

Catalog number	Item number	Rated voltage AC (IEC)	Rated voltage DC (IEC)	Rated current I _n	Power dissipation at I _n	Width	Package	Weight
NH2GG50V25	N200802	500 V	250 V	25 A	2.4 W	39.5 mm	3	0.42 kg
NH2GG50V32	D201345	500 V	250 V	32 A	3.1 W	39.5 mm	3	0.42 kg
NH2GG50V35	P201861	500 V	250 V	35 A	3 W	39.5 mm	3	0.42 kg
NH2GG50V40	M211082	500 V	250 V	40 A	3.7 W	39.5 mm	3	0.42 kg
NH2GG50V50	B211601	500 V	250 V	50 A	4.1 W	39.5 mm	3	0.42 kg
NH2GG50V63	Z212634	500 V	250 V	63 A	6.8 W	39.5 mm	3	0.42 kg
NH2GG50V80	C213649	500 V	250 V	80 A	8.3 W	39.5 mm	3	0.42 kg
NH2GG50V100	M214670	500 V	250 V	100 A	10.7 W	39.5 mm	3	0.42 kg
NH2GG50V125	T215688	500 V	250 V	125 A	12.2 W	39.5 mm	3	0.42 kg
NH2GG50V160	Y216704	500 V	250 V	160 A	15 W	39.5 mm	3	0.42 kg
NH2GG50V200	R217733	500 V	250 V	200 A	18.5 W	39.5 mm	3	0.42 kg
NH2GG50V224	Q218767	500 V	250 V	224 A	19.2 W	39.5 mm	3	0.42 kg
NH2GG50V250	R222494	500 V	250 V	250 A	20.6 W	39.5 mm	3	0.42 kg
NH2GG50V300	P200803	500 V	250 V	300 A	21 W	51 mm	3	0.64 kg
NH2GG50V315	E201346	500 V	250 V	315 A	25 W	51 mm	3	0.64 kg
NH2GG50V355	Q201862	500 V	250 V	355 A	31.5 W	51 mm	3	0.64 kg
NH2GG50V400	N211083	500 V	250 V	400 A	32 W	51 mm	3	0.64 kg
NH2GG50V425	S228521	500 V	250 V	425 A	32.2 W	51 mm	3	0.64 kg
NH2GG50V500	T228522	500 V	250 V	500 A	35.6 W	51 mm	3	0.64 kg



NH3GG50V250



NH3GG50V800

Size 3 gG 500VAC

Catalog number	Item number	Rated voltage AC (IEC)	Rated voltage DC (IEC)	Rated current I _n	Power dissipation at I _n	Width	Package	Weight
NH3GG50V224	V233744	500 V	250 V	224 A	20 W	51 mm	1	0.65 kg
NH3GG50V250	C211602	500 V	250 V	250 A	21.1 W	51 mm	1	0.65 kg
NH3GG50V300	A212635	500 V	250 V	300 A	20 W	51 mm	1	0.65 kg
NH3GG50V315	L213151	500 V	250 V	315 A	25 W	51 mm	1	0.65 kg
NH3GG50V355	K214162	500 V	250 V	355 A	32 W	51 mm	1	0.65 kg
NH3GG50V400	T215182	500 V	250 V	400 A	34 W	51 mm	1	0.65 kg
NH3GG50V425	B216201	500 V	250 V	425 A	34 W	70 mm	1	1.05 kg
NH3GG50V450	Z216705	500 V	250 V	450 A	38 W	70 mm	1	1.05 kg
NH3GG50V500	M217223	500 V	250 V	500 A	43 W	70 mm	1	1.05 kg
NH3GG50V630	S217734	500 V	250 V	630 A	43.1 W	70 mm	1	1.05 kg
NH3GG50V800	V228523	500 V	250 V	800 A	53.2 W	70 mm	1	1.05 kg

NH fuse-links gG 500VAC

PRODUCT RANGE

middle indicator/live gripping-lugs size 4, 4a



NH4GG50V400

Size 4 gG 500VAC middle indicator

Catalog number	Item number	Rated voltage AC (IEC)	Rated voltage DC (IEC)	Rated current I _n	Power dissipation at I _n	Width	Package	Weight
NH4GG50V400	K1054283	500 V	250 V	400 A	31.5 W	100 mm	1	2.1 kg
NH4GG50V500	L1054284	500 V	250 V	500 A	38 W	100 mm	1	2.1 kg
NH4GG50V630	M1054285	500 V	250 V	630 A	46 W	100 mm	1	2.1 kg
NH4GG50V800	N1054286	500 V	250 V	800 A	62 W	100 mm	1	2.1 kg
NH4GG50V1000	P1054287	500 V	250 V	1000 A	73.5 W	100 mm	1	2.1 kg
NH4GG50V1250	Q1054288	500 V	250 V	1250 A	87 W	100 mm	1	2.1 kg

NH fuse-links gG 500VAC

middle indicator/live gripping-lugs size 4, 4a

PRODUCT RANGE



NH4AGG50V400

Size 4a gG 500VAC middle indicator

Catalog number	Item number	Rated voltage AC (IEC)	Rated voltage DC (IEC)	Rated current I _n	Power dissipation at I _n	Width	Package	Weight
NH4AGG50V400	R1054289	500 V	250 V	400 A	34 W	100 mm	1	2.58 kg
NH4AGG50V500	S1054290	500 V	250 V	500 A	42.5 W	100 mm	1	2.58 kg
NH4AGG50V630	T1054291	500 V	250 V	630 A	53 W	100 mm	1	2.58 kg
NH4AGG50V800	V1054292	500 V	250 V	800 A	65 W	100 mm	1	2.58 kg
NH4AGG50V1000	W1054293	500 V	250 V	1000 A	78 W	100 mm	1	2.58 kg
NH4AGG50V1250	X1054294	500 V	250 V	1250 A	90 W	100 mm	1	2.58 kg
NH4AGG50V1600	Y1054295	500 V	250 V	1600 A	127 W	100 mm	1	2.58 kg

NH fuse-links gG 500VAC

top indicator/live gripping-lugs size 4, 4a

PRODUCT RANGE



NH4GG50V1250-8

Size 4 gG 500VAC top indicator

Catalog number	Item number	Rated voltage AC (IEC)	Rated voltage DC (IEC)	Rated current I _n	Power dissipation at I _n	Width	Package	Weight
NH4GG50V630-8	X1034514	500 V	250 V	630 A	38 W	100 mm	1	2.59 kg
NH4GG50V800-8	Y1034515	500 V	250 V	800 A	56 W	100 mm	1	2.59 kg
NH4GG50V1000-8	Z1034516	500 V	250 V	1000 A	65 W	100 mm	1	2.59 kg
NH4GG50V1250-8	A1034517	500 V	250 V	1250 A	61 W	100 mm	1	2.59 kg



NH4AGG50V1600-8

Size 4a gG 500VAC top indicator

Catalog number	Item number	Rated voltage AC (IEC)	Rated voltage DC (IEC)	Rated current I _n	Power dissipation at I _n	Width	Package	Weight
NH4AGG50V400-8	B1034518	500 V	250 V	400 A	31 W	98 mm	1	2.59 kg
NH4AGG50V500-8	C1034519	500 V	250 V	500 A	45 W	98 mm	1	2.59 kg
NH4AGG50V630-8	D1034520	500 V	250 V	630 A	47 W	98 mm	1	2.59 kg
NH4AGG50V800-8	F1034522	500 V	250 V	800 A	67 W	98 mm	1	2.59 kg
NH4AGG50V1000-8	H1034524	500 V	250 V	1000 A	69 W	98 mm	1	2.59 kg
NH4AGG50V1250-8	J1034525	500 V	250 V	1250 A	84 W	98 mm	1	2.59 kg
NH4AGG50V1600-8	K1034526	500 V	250 V	1600 A	106 W	98 mm	1	2.59 kg

NH fuse-links gG 690VAC

double indicator/live gripping-lugs size 000, 00, 0, 1, 2, 3

PRODUCT RANGE



NH000GG69V2

Size 000 gG 690VAC

Catalog number	Item number	Rated voltage AC (IEC)	Rated voltage DC (IEC)	Rated current I _n	Power dissipation at I _n	Package	Weight
NH000GG69V2	E228440	690 V	250 V	2 A	1.9 W	3	0.13 kg
NH000GG69V4	F228441	690 V	250 V	4 A	1.5 W	3	0.13 kg
NH000GG69V6	G228442	690 V	250 V	6 A	1.6 W	3	0.13 kg
NH000GG69V10	J228444	690 V	250 V	10 A	1.1 W	3	0.13 kg
NH000GG69V16	K228445	690 V	250 V	16 A	1.8 W	3	0.13 kg
NH000GG69V20	L228446	690 V	250 V	20 A	2.3 W	3	0.13 kg
NH000GG69V25	M228447	690 V	250 V	25 A	2.4 W	3	0.13 kg
NH000GG69V32	N228448	690 V	250 V	32 A	3.1 W	3	0.13 kg
NH000GG69V35	P228449	690 V	250 V	35 A	3 W	3	0.13 kg
NH000GG69V40	Q228450	690 V	250 V	40 A	3.7 W	3	0.13 kg
NH000GG69V50	R228451	690 V	250 V	50 A	4.1 W	3	0.13 kg
NH000GG69V63	S228452	690 V	250 V	63 A	5.4 W	3	0.13 kg
NH000GG69V80	T228453	690 V	250 V	80 A	6.5 W	3	0.13 kg

NH fuse-links gG 690VAC

PRODUCT RANGE

double indicator/live gripping-lugs size 000, 00, 0, 1, 2, 3

Size 00 gG 690VAC



NH00GG69V32

Catalog number	Item number	Rated voltage AC (IEC)	Rated voltage DC (IEC)	Rated current I _n	Power dissipation at I _n	Package	Weight
NH00GG69V32	V228454	690 V	250 V	32 A	3.1 W	3	0.2 kg
NH00GG69V35	W228455	690 V	250 V	35 A	3 W	3	0.2 kg
NH00GG69V40	X228456	690 V	250 V	40 A	3.7 W	3	0.2 kg
NH00GG69V50	Y228457	690 V	250 V	50 A	4.1 W	3	0.2 kg
NH00GG69V63	Z228458	690 V	250 V	63 A	5.6 W	3	0.2 kg
NH00GG69V80	A228459	690 V	250 V	80 A	6.8 W	3	0.2 kg
NH00GG69V100	B228460	690 V	250 V	100 A	7.5 W	3	0.2 kg
NH00GG69V125	C228461	690 V	250 V	125 A	10 W	3	0.2 kg

Size 0 gG 690VAC



NH0GG69V160

Catalog number	Item number	Rated voltage AC (IEC)	Rated voltage DC (IEC)	Rated current I _n	Power dissipation at I _n	Package	Weight
NH0GG69V6	D228462	690 V	400 V	6 A	1.6 W	3	0.27 kg
NH0GG69V10	E228463	690 V	400 V	10 A	1.1 W	3	0.27 kg
NH0GG69V16	F228464	690 V	400 V	16 A	1.8 W	3	0.27 kg
NH0GG69V20	G228465	690 V	400 V	20 A	2.3 W	3	0.27 kg
NH0GG69V25	H228466	690 V	400 V	25 A	2.4 W	3	0.27 kg
NH0GG69V32	J228467	690 V	400 V	32 A	3.1 W	3	0.27 kg
NH0GG69V35	K228468	690 V	400 V	35 A	3 W	3	0.27 kg
NH0GG69V40	L228469	690 V	400 V	40 A	3.7 W	3	0.27 kg
NH0GG69V50	M228470	690 V	400 V	50 A	4.1 W	3	0.27 kg
NH0GG69V63	N228471	690 V	400 V	63 A	6.6 W	3	0.27 kg
NH0GG69V80	P228472	690 V	400 V	80 A	8 W	3	0.27 kg
NH0GG69V100	Q228473	690 V	400 V	100 A	9.4 W	3	0.27 kg
NH0GG69V125	R228474	690 V	400 V	125 A	11.8 W	3	0.27 kg
NH0GG69V160	S228475	690 V	400 V	160 A	14.6 W	3	0.27 kg

Size 1 gG 690VAC



NH1GG69V200

Catalog number	Item number	Rated voltage AC (IEC)	Rated voltage DC (IEC)	Rated current I _n	Power dissipation at I _n	Width	Package	Weight
NH1GG69V16	T228476	690 V	400 V	16 A	1.8 W	29.5 mm	3	0.27 kg
NH1GG69V20	V228477	690 V	400 V	20 A	2.3 W	29.5 mm	3	0.27 kg
NH1GG69V25	W228478	690 V	400 V	25 A	2.4 W	29.5 mm	3	0.27 kg
NH1GG69V32	X228479	690 V	400 V	32 A	3.1 W	29.5 mm	3	0.27 kg
NH1GG69V35	Y228480	690 V	400 V	35 A	3 W	29.5 mm	3	0.27 kg
NH1GG69V40	Z228481	690 V	400 V	40 A	3.7 W	29.5 mm	3	0.27 kg
NH1GG69V50	A228482	690 V	400 V	50 A	4.1 W	29.5 mm	3	0.27 kg
NH1GG69V63	B228483	690 V	400 V	63 A	6.6 W	29.5 mm	3	0.27 kg
NH1GG69V80	C228484	690 V	400 V	80 A	8 W	29.5 mm	3	0.27 kg
NH1GG69V100	D228485	690 V	400 V	100 A	9.4 W	29.5 mm	3	0.27 kg
NH1GG69V125	E228486	690 V	400 V	125 A	11.8 W	39.5 mm	3	0.42 kg
NH1GG69V160	F228487	690 V	400 V	160 A	14.6 W	39.5 mm	3	0.42 kg
NH1GG69V200	G228488	690 V	400 V	200 A	18 W	39.5 mm	3	0.42 kg
NH1GG69V224	V233261	690 V	400 V	224 A	19 W	39.5 mm	3	0.42 kg
NH1GG69V250	W233262	690 V	400 V	250 A	20 W	39.5 mm	3	0.42 kg

NH fuse-links gG 690VAC

PRODUCT RANGE

double indicator/live gripping-lugs size 000, 00, 0, 1, 2, 3



NH2GG69V32

Size 2 gG 690VAC

Catalog number	Item number	Rated voltage AC (IEC)	Rated voltage DC (IEC)	Rated current I _n	Power dissipation at I _n	Width	Package	Weight
NH2GG69V32	H228489	690 V	250 V	32 A	3.1 W	39.5 mm	3	0.42 kg
NH2GG69V35	J228490	690 V	250 V	35 A	3 W	39.5 mm	3	0.42 kg
NH2GG69V40	K228491	690 V	250 V	40 A	3.7 W	39.5 mm	3	0.42 kg
NH2GG69V50	L228492	690 V	250 V	50 A	4.1 W	39.5 mm	3	0.42 kg
NH2GG69V63	M228493	690 V	250 V	63 A	6.8 W	39.5 mm	3	0.42 kg
NH2GG69V80	N228494	690 V	250 V	80 A	8.3 W	39.5 mm	3	0.42 kg
NH2GG69V100	P228495	690 V	250 V	100 A	10.7 W	39.5 mm	3	0.42 kg
NH2GG69V125	Q228496	690 V	250 V	125 A	12.2 W	39.5 mm	3	0.42 kg
NH2GG69V160	R228497	690 V	250 V	160 A	15 W	39.5 mm	3	0.42 kg
NH2GG69V200	S228498	690 V	250 V	200 A	18.5 W	39.5 mm	3	0.42 kg
NH2GG69V224	T228499	690 V	250 V	224 A	19.2 W	39.5 mm	3	0.42 kg
NH2GG69V250	V228500	690 V	250 V	250 A	20.6 W	39.5 mm	3	0.42 kg
NH2GG69V300	W228501	690 V	250 V	300 A	21 W	51 mm	3	0.64 kg
NH2GG69V315	X228502	690 V	250 V	315 A	25 W	51 mm	3	0.64 kg
NH2GG69V355	Y228503	690 V	250 V	355 A	31.5 W	51 mm	3	0.64 kg



NH3GG69V500

Size 3 gG 690VAC

Catalog number	Item number	Rated voltage AC (IEC)	Rated voltage DC (IEC)	Rated current I _n	Power dissipation at I _n	Width	Package	Weight
NH3GG69V250	Z228504	690 V	250 V	250 A	21.1 W	51 mm	1	0.65 kg
NH3GG69V300	A228505	690 V	250 V	300 A	22.6 W	51 mm	1	0.65 kg
NH3GG69V315	B228506	690 V	250 V	315 A	25 W	51 mm	1	0.65 kg
NH3GG69V355	C228507	690 V	250 V	355 A	32 W	51 mm	1	0.65 kg
NH3GG69V400	D228508	690 V	250 V	400 A	34 W	70 mm	1	1.05 kg
NH3GG69V425	E228509	690 V	250 V	425 A	34 W	70 mm	1	1.05 kg
NH3GG69V500	F228510	690 V	250 V	500 A	43 W	70 mm	1	1.05 kg

NH fuse-links gG 690VAC

PRODUCT RANGE

middle indicator/live gripping-lugs size 4, 4a



NH4GG69V400

Size 4 gG 690VAC middle indicator

Catalog number	Item number	Rated voltage AC (IEC)	Rated voltage DC (IEC)	Rated current I _n	Power dissipation at I _n	Width	Package	Weight
NH4GG69V400	Z1054296	690 V	250 V	400 A	31.5 W	100 mm	1	2.1 kg
NH4GG69V500	A1054297	690 V	250 V	500 A	38 W	100 mm	1	2.1 kg
NH4GG69V630	B1054298	690 V	250 V	630 A	46 W	100 mm	1	2.1 kg
NH4GG69V800	C1054299	690 V	250 V	800 A	62 W	100 mm	1	2.1 kg



NH4AGG69V500

Size 4a gG 690VAC middle indicator

Catalog number	Item number	Rated voltage AC (IEC)	Rated voltage DC (IEC)	Rated current I _n	Power dissipation at I _n	Width	Package	Weight
NH4AGG69V500	D1054300	690 V	250 V	500 A	42.5 W	100 mm	1	2.58 kg
NH4AGG69V630	E1054301	690 V	250 V	630 A	53 W	100 mm	1	2.58 kg
NH4AGG69V800	G1054303	690 V	250 V	800 A	65 W	100 mm	1	2.58 kg
NH4AGG69V1000	H1054304	690 V	250 V	1000 A	78 W	100 mm	1	2.58 kg

NH fuse-links gG 690VAC

top indicator/live gripping-lugs size 4 and 4a

PRODUCT RANGE

Size 4 gG 690VAC top indicator

Catalog number	Item number	Rated voltage AC (IEC)	Rated voltage DC (IEC)	Rated current I_n	Power dissipation at I_n	Width	Package	Weight
NH4GG69V400-8	N214004	690 V	250 kV	400 A	32 W	100 mm	1	2.1 kg
NH4GG69V500-8	Y215025	690 V	250 V	500 A	40 W	100 mm	1	2.1 kg
NH4GG69V630-8	E215537	690 V	250 V	630 A	53 W	100 mm	1	2.1 kg
NH4GG69V800-8	K216554	690 V	250 V	800 A	68 W	100 mm	1	2.1 kg



NH4AGG69V1000-8

Size 4a gG 690VAC top indicator

Catalog number	Item number	Rated voltage AC (IEC)	Rated voltage DC (IEC)	Rated current I_n	Power dissipation at I_n	Width	Package	Weight
NH4AGG69V630-8	T1034511	690 V	250 V	630 A	47 W	98 mm	1	2.58 kg
NH4AGG69V800-8	V1034512	690 V	250 V	800 A	67 W	98 mm	1	2.58 kg
NH4AGG69V1000-8	W1034513	690 V	250 V	1000 A	73 W	98 mm	1	2.58 kg

NH fuse-links gG 400VAC

double indicator/isolated gripping-lugs size 000, 00, 1, 2, 3

PRODUCT RANGE



NH000GG40V100-1

Size 000 gG 400VAC isolated gripping-lugs

Catalog number	Item number	Rated voltage AC (IEC)	Rated current I_n	Power dissipation at I_n	Width	Package	Weight
NH000GG40V2-1	P223688	400 V	2 A	0.7 W	20.8 mm	3	0.12 kg
NH000GG40V6-1	R223690	400 V	6 A	1.3 W	20.8 mm	3	0.12 kg
NH000GG40V16-1	T223692	400 V	16 A	1.6 W	20.8 mm	9	0.12 kg
NH000GG40V20-1	V223693	400 V	20 A	1.9 W	20.8 mm	9	0.12 kg
NH000GG40V25-1	W223694	400 V	25 A	2.2 W	20.8 mm	9	0.12 kg
NH000GG40V32-1	X223695	400 V	32 A	2.7 W	20.8 mm	9	0.12 kg
NH000GG40V35-1	Y223696	400 V	35 A	3.1 W	20.8 mm	9	0.12 kg
NH000GG40V40-1	Z223697	400 V	40 A	3.5 W	20.8 mm	9	0.12 kg
NH000GG40V50-1	A223698	400 V	50 A	3.9 W	20.8 mm	9	0.12 kg
NH000GG40V63-1	B223699	400 V	63 A	5.2 W	20.8 mm	9	0.12 kg
NH000GG40V80-1	C223700	400 V	80 A	5.3 W	20.8 mm	9	0.12 kg
NH000GG40V100-1	D223701	400 V	100 A	5.7 W	20.8 mm	9	0.12 kg

Size 00 gG 400VAC isolated gripping-lugs

Catalog number	Item number	Rated voltage AC (IEC)	Rated current I_n	Power dissipation at I_n	Width	Package	Weight
NH00GG40V125-1	G223704	400 V	125 A	7.4 W	29.5 mm	3	0.2 kg
NH00GG40V160-1	H223705	400 V	160 A	8.3 W	29.5 mm	3	0.2 kg



NH00GG40V125-1

NH fuse-links gG 400VAC

PRODUCT RANGE

double indicator/isolated gripping-lugs size 000, 00, 1, 2, 3



NH1GG40V250-1

Size 1 gG 400VAC isolated gripping-lugs

Catalog number	Item number	Rated voltage AC (IEC)	Rated current I _n	Power dissipation at I _n	Width	Package	Weight
NH1GG40V35-1	V223716	400 V	35 A	4 W	29.5 mm	3	0.28 kg
NH1GG40V50-1	W223717	400 V	50 A	5.2 W	29.5 mm	3	0.28 kg
NH1GG40V63-1	X223718	400 V	63 A	6.8 W	29.5 mm	3	0.28 kg
NH1GG40V80-1	Y223719	400 V	80 A	6.2 W	29.5 mm	3	0.28 kg
NH1GG40V100-1	Z223720	400 V	100 A	8.6 W	29.5 mm	3	0.28 kg
NH1GG40V125-1	A223721	400 V	125 A	9.8 W	29.5 mm	3	0.28 kg
NH1GG40V160-1	B223722	400 V	160 A	12.4 W	39.5 mm	3	0.42 kg
NH1GG40V200-1	C223723	400 V	200 A	14.4 W	39.5 mm	3	0.42 kg
NH1GG40V224-1	D223724	400 V	224 A	15.6 W	39.5 mm	3	0.42 kg
NH1GG40V250-1	E223725	400 V	250 A	17.6 W	39.5 mm	3	0.42 kg



NH2GG40V315-1

Size 2 gG 400VAC isolated gripping-lugs

Catalog number	Item number	Rated voltage AC (IEC)	Rated current I _n	Power dissipation at I _n	Width	Package	Weight
NH2GG40V35-1	L227250	400 V	35 A	4.1 W	39.5 mm	3	0.42 kg
NH2GG40V63-1	N227252	400 V	63 A	6.8 W	39.5 mm	3	0.42 kg
NH2GG40V80-1	X223741	400 V	80 A	6.4 W	39.5 mm	3	0.42 kg
NH2GG40V100-1	Y223742	400 V	100 A	8.1 W	39.5 mm	3	0.42 kg
NH2GG40V125-1	Z223743	400 V	125 A	10.2 W	39.5 mm	3	0.42 kg
NH2GG40V160-1	A223744	400 V	160 A	10.8 W	39.5 mm	3	0.42 kg
NH2GG40V200-1	B223745	400 V	200 A	15.2 W	39.5 mm	3	0.42 kg
NH2GG40V224-1	C223746	400 V	224 A	14.7 W	39.5 mm	3	0.42 kg
NH2GG40V250-1	D223747	400 V	250 A	17.1 W	39.5 mm	3	0.42 kg
NH2GG40V315-1	E223748	400 V	315 A	20.1 W	51 mm	3	0.64 kg
NH2GG40V355-1	F223749	400 V	355 A	22.6 W	51 mm	3	0.64 kg
NH2GG40V400-1	G223750	400 V	400 A	25.4 W	51 mm	3	0.64 kg



NH3GG40V500-1

Size 3 gG 400VAC isolated gripping-lugs

Catalog number	Item number	Rated voltage AC (IEC)	Rated current I _n	Power dissipation at I _n	Width	Package	Weight
NH3GG40V250-1	H223751	400 V	250 A	15.4 W	51 mm	1	0.65 kg
NH3GG40V315-1	J223752	400 V	315 A	19.8 W	51 mm	1	0.65 kg
NH3GG40V400-1	K223753	400 V	400 A	25.1 W	51 mm	1	0.65 kg
NH3GG40V500-1	L223754	400 V	500 A	31.1 W	70 mm	1	1.05 kg
NH3GG40V630-1	M223755	400 V	630 A	39 W	70 mm	1	1.05 kg

NH fuse-links gG 500VAC

PRODUCT RANGE

double indicator/isolated gripping-lugs size 000, 00, 0, 1, 2, 3



NH000GG50V100-1

Size 000 gG 500VAC isolated gripping-lugs

Catalog number	Item number	Rated voltage AC (IEC)	Rated voltage DC (IEC)	Rated current I _n	Power dissipation at I _n	Width	Package	Weight
NH000GG50V2-1	C219652	500 V	250 V	2 A	1.9 W	20.8 mm	3	0.13 kg
NH000GG50V4-1	N205770	500 V	250 V	4 A	1.5 W	20.8 mm	3	0.13 kg
NH000GG50V6-1	P212464	500 V	250 V	6 A	1.6 W	20.8 mm	3	0.13 kg
NH000GG50V10-1	V215528	500 V	250 V	10 A	1.1 W	20.8 mm	3	0.13 kg
NH000GG50V16-1	F213997	500 V	250 V	16 A	1.8 W	20.8 mm	9	0.13 kg
NH000GG50V20-1	F218091	500 V	250 V	20 A	2.3 W	20.8 mm	9	0.13 kg
NH000GG50V25-1	K200638	500 V	250 V	25 A	2.4 W	20.8 mm	9	0.13 kg
NH000GG50V32-1	D213489	500 V	250 V	32 A	3.1 W	20.8 mm	9	0.13 kg
NH000GG50V35-1	G201187	500 V	250 V	35 A	3 W	20.8 mm	9	0.13 kg
NH000GG50V40-1	D219653	500 V	250 V	40 A	3.7 W	20.8 mm	9	0.13 kg
NH000GG50V50-1	C222849	500 V	250 V	50 A	4.1 W	20.8 mm	9	0.13 kg
NH000GG50V63-1	R212466	500 V	250 V	63 A	5.4 W	20.8 mm	9	0.13 kg
NH000GG50V80-1	N215016	500 V	250 V	80 A	6.5 W	20.8 mm	9	0.13 kg
NH000GG50V100-1	J201189	500 V	250 V	100 A	7.5 W	20.8 mm	9	0.13 kg



NH00GG50V160-1

Size 00 gG 500VAC isolated gripping-lugs

Catalog number	Item number	Rated voltage AC (IEC)	Rated voltage DC (IEC)	Rated current I _n	Power dissipation at I _n	Width	Package	Weight
NH00GG50V125-1	V200808	500 V	250 V	125 A	10 W	29.5 mm	3	0.2 kg
NH00GG50V160-1	W201867	500 V	250 V	160 A	12.3 W	29.5 mm	3	0.2 kg



NH0GG50V160-1

Size 0 gG 500VAC isolated gripping-lugs

Catalog number	Item number	Rated voltage AC (IEC)	Rated voltage DC (IEC)	Rated current I _n	Power dissipation at I _n	Width	Package	Weight
NH0GG50V6-1	B212636	500 V	250 V	6 A	1.6 W	29.5 mm	3	0.23 kg
NH0GG50V10-1	M213152	500 V	250 V	10 A	1.1 W	29.5 mm	3	0.23 kg
NH0GG50V16-1	E213651	500 V	250 V	16 A	1.8 W	29.5 mm	3	0.23 kg
NH0GG50V20-1	L214163	500 V	250 V	20 A	2.3 W	29.5 mm	3	0.23 kg
NH0GG50V25-1	P214672	500 V	250 V	25 A	2.4 W	29.5 mm	3	0.23 kg
NH0GG50V32-1	V215183	500 V	250 V	32 A	3.1 W	29.5 mm	3	0.23 kg
NH0GG50V35-1	W215690	500 V	250 V	35 A	3 W	29.5 mm	3	0.23 kg
NH0GG50V40-1	C216202	500 V	250 V	40 A	3.7 W	29.5 mm	3	0.23 kg
NH0GG50V50-1	A216706	500 V	250 V	50 A	4.1 W	29.5 mm	3	0.23 kg
NH0GG50V63-1	N217224	500 V	250 V	63 A	6.6 W	29.5 mm	3	0.23 kg
NH0GG50V80-1	T217735	500 V	250 V	80 A	8 W	29.5 mm	3	0.23 kg
NH0GG50V100-1	D218250	500 V	250 V	100 A	9.4 W	29.5 mm	3	0.23 kg
NH0GG50V125-1	S218769	500 V	250 V	125 A	11.8 W	29.5 mm	3	0.23 kg
NH0GG50V160-1	F219287	500 V	250 V	160 A	14.6 W	29.5 mm	3	0.23 kg

NH fuse-links gG 500VAC

PRODUCT RANGE

double indicator/isolated gripping-lugs size 000, 00, 0, 1, 2, 3



NH1GG50V16-1

Size 1 gG 500VAC isolated gripping-lugs

Catalog number	Item number	Rated voltage AC (IEC)	Rated voltage DC (IEC)	Rated current I _n	Power dissipation at I _n	Width	Package	Weight
NH1GG50V16-1	H219818	500 V	250 V	16 A	1.8 W	29.5 mm	3	0.28 kg
NH1GG50V20-1	T222496	500 V	250 V	20 A	2.3 W	29.5 mm	3	0.28 kg
NH1GG50V25-1	K223017	500 V	250 V	25 A	2.4 W	29.5 mm	3	0.28 kg
NH1GG50V32-1	R200805	500 V	250 V	32 A	3.1 W	29.5 mm	3	0.28 kg
NH1GG50V35-1	G201348	500 V	250 V	35 A	3 W	29.5 mm	3	0.28 kg
NH1GG50V40-1	Q211085	500 V	250 V	40 A	3.7 W	29.5 mm	3	0.28 kg
NH1GG50V50-1	L212116	500 V	250 V	50 A	4.1 W	29.5 mm	3	0.28 kg
NH1GG50V63-1	N213153	500 V	250 V	63 A	6.6 W	29.5 mm	3	0.28 kg
NH1GG50V80-1	M214164	500 V	250 V	80 A	8 W	29.5 mm	3	0.28 kg
NH1GG50V100-1	W215184	500 V	250 V	100 A	9.4 W	29.5 mm	3	0.28 kg
NH1GG50V125-1	T236043	500 V	250 V	125 A	11.8 W	29.5 mm	3	0.28 kg
NH1GG50V160-1	B216707	500 V	250 V	160 A	14.6 W	39.5 mm	3	0.42 kg
NH1GG50V200-1	P217225	500 V	250 V	200 A	18 W	39.5 mm	3	0.42 kg
NH1GG50V224-1	V217736	500 V	250 V	224 A	19 W	39.5 mm	3	0.42 kg
NH1GG50V250-1	E218251	500 V	250 V	250 A	20 W	39.5 mm	3	0.42 kg



NH2GG50V250-1

Size 2 gG 500VAC isolated gripping-lugs

Catalog number	Item number	Rated voltage AC (IEC)	Rated voltage DC (IEC)	Rated current I _n	Power dissipation at I _n	Width	Package	Weight
NH2GG50V25-1	J219819	500 V	250 V	25 A	2.4 W	39.5 mm	3	0.42 kg
NH2GG50V35-1	L223018	500 V	250 V	35 A	3 W	39.5 mm	3	0.42 kg
NH2GG50V40-1	S200806	500 V	250 V	40 A	3.7 W	39.5 mm	3	0.42 kg
NH2GG50V50-1	H201349	500 V	250 V	50 A	4.1 W	39.5 mm	3	0.42 kg
NH2GG50V63-1	T201865	500 V	250 V	63 A	6.8 W	39.5 mm	3	0.42 kg
NH2GG50V80-1	F211605	500 V	250 V	80 A	8.3 W	39.5 mm	3	0.42 kg
NH2GG50V100-1	P213154	500 V	250 V	100 A	10.7 W	39.5 mm	3	0.42 kg
NH2GG50V125-1	N214165	500 V	250 V	125 A	12.2 W	39.5 mm	3	0.42 kg
NH2GG50V160-1	X215185	500 V	250 V	160 A	15 W	39.5 mm	3	0.42 kg
NH2GG50V200-1	E216204	500 V	250 V	200 A	18.5 W	39.5 mm	3	0.42 kg
NH2GG50V224-1	Q217226	500 V	250 V	224 A	19.2 W	39.5 mm	3	0.42 kg
NH2GG50V250-1	F218252	500 V	250 V	250 A	20.6 W	39.5 mm	3	0.42 kg
NH2GG50V300-1	H219289	500 V	250 V	300 A	21 W	51 mm	3	0.64 kg
NH2GG50V315-1	K219820	500 V	250 V	315 A	25 W	51 mm	3	0.64 kg
NH2GG50V355-1	M223019	500 V	250 V	355 A	31.5 W	51 mm	3	0.64 kg
NH2GG50V400-1	T200807	500 V	250 V	400 A	28.5 W	51 mm	3	0.64 kg



NH3GG50V630-1

Size 3 gG 500VAC isolated gripping-lugs

Catalog number	Item number	Rated voltage AC (IEC)	Rated voltage DC (IEC)	Rated current I _n	Power dissipation at I _n	Width	Package	Weight
NH3GG50V250-1	J201350	500 V	250 V	250 A	21.1 W	51 mm	1	0.65 kg
NH3GG50V300-1	S211087	500 V	250 V	300 A	20 W	51 mm	1	0.65 kg
NH3GG50V315-1	G211606	500 V	250 V	315 A	25 W	51 mm	1	0.65 kg
NH3GG50V355-1	E212639	500 V	250 V	355 A	32 W	51 mm	1	0.65 kg
NH3GG50V400-1	H213654	500 V	250 V	400 A	34 W	51 mm	1	0.65 kg
NH3GG50V425-1	S214675	500 V	250 V	425 A	34 W	70 mm	1	1.05 kg
NH3GG50V450-1	Z215693	500 V	250 V	450 A	38 W	70 mm	1	1.05 kg
NH3GG50V500-1	F216205	500 V	250 V	500 A	43 W	70 mm	1	1.05 kg
NH3GG50V630-1	D216709	500 V	250 V	630 A	43.1 W	70 mm	1	1.05 kg

NH fuse-links gG 690VAC

PRODUCT RANGE

double indicator/isolated gripping-lugs size 000, 00, 0, 1, 2, 3

Size 000 gG 690VAC isolated gripping-lugs



NH000GG69V2-1

Catalog number	Item number	Rated voltage AC (IEC)	Rated voltage DC (IEC)	Rated current I _n	Power dissipation at I _n	Width	Package	Weight
NH000GG69V2-1	D229704	690 V	250 V	2 A	1.9 W	20.8 mm	3	0.14 kg
NH000GG69V4-1	E229705	690 V	250 V	4 A	1.5 W	20.8 mm	3	0.14 kg
NH000GG69V6-1	F229706	690 V	250 V	6 A	1.6 W	20.8 mm	3	0.14 kg
NH000GG69V10-1	H229708	690 V	250 V	10 A	1.1 W	20.8 mm	3	0.14 kg
NH000GG69V16-1	J229709	690 V	250 V	16 A	1.8 W	20.8 mm	3	0.14 kg
NH000GG69V20-1	K229710	690 V	250 V	20 A	2.3 W	20.8 mm	3	0.14 kg
NH000GG69V25-1	L229711	690 V	250 V	25 A	2.4 W	20.8 mm	3	0.14 kg
NH000GG69V32-1	M229712	690 V	250 V	32 A	3.1 W	20.8 mm	3	0.14 kg
NH000GG69V35-1	N229713	690 V	250 V	35 A	3 W	20.8 mm	3	0.14 kg
NH000GG69V40-1	P229714	690 V	250 V	40 A	3.7 W	20.8 mm	3	0.14 kg
NH000GG69V50-1	Q229715	690 V	250 V	50 A	4.1 W	20.8 mm	3	0.14 kg
NH000GG69V63-1	R229716	690 V	250 V	63 A	5.4 W	20.8 mm	3	0.14 kg
NH000GG69V80-1	S229717	690 V	250 V	80 A	6.5 W	20.8 mm	3	0.14 kg

Size 00 gG 690VAC isolated gripping-lugs



NH00GG69V125-1

Catalog number	Item number	Rated voltage AC (IEC)	Rated voltage DC (IEC)	Rated current I _n	Power dissipation at I _n	Width	Package	Weight
NH00GG69V35-1	V229719	690 V	250 V	35 A	3 W	29.5 mm	3	0.2 kg
NH00GG69V40-1	W229720	690 V	250 V	40 A	3.7 W	29.5 mm	3	0.2 kg
NH00GG69V50-1	X229721	690 V	250 V	50 A	4.1 W	29.5 mm	3	0.2 kg
NH00GG69V63-1	Y229722	690 V	250 V	63 A	5.6 W	29.5 mm	3	0.2 kg
NH00GG69V80-1	Z229723	690 V	250 V	80 A	6.8 W	29.5 mm	3	0.2 kg
NH00GG69V100-1	A229724	690 V	250 V	100 A	7.5 W	29.5 mm	3	0.2 kg
NH00GG69V125-1	B229725	690 V	250 V	125 A	10 W	29.5 mm	3	0.2 kg

Size 0 gG 690VAC isolated gripping-lugs



NH0GG69V50-1

Catalog number	Item number	Rated voltage AC (IEC)	Rated voltage DC (IEC)	Rated current I _n	Power dissipation at I _n	Width	Package	Weight
NH0GG69V50-1	L229734	690 V	400 V	50 A	4.1 W	29.5 mm	3	0.25 kg
NH0GG69V63-1	M229735	690 V	400 V	63 A	6.6 W	29.5 mm	3	0.25 kg
NH0GG69V80-1	N229736	690 V	400 V	80 A	8 W	29.5 mm	3	0.25 kg
NH0GG69V100-1	P229737	690 V	400 V	100 A	9.4 W	29.5 mm	3	0.25 kg
NH0GG69V125-1	Q229738	690 V	400 V	125 A	11.8 W	29.5 mm	3	0.25 kg
NH0GG69V160-1	R229739	690 V	400 V	160 A	14.6 W	29.5 mm	3	0.25 kg

Size 1 gG 690VAC isolated gripping-lugs



NH1GG69V16-1

Catalog number	Item number	Rated voltage AC (IEC)	Rated voltage DC (IEC)	Rated current I _n	Power dissipation at I _n	Width	Package	Weight
NH1GG69V16-1	S229740	690 V	400 V	16 A	1.8 W	29.5 mm	1	0.29 kg
NH1GG69V25-1	V229742	690 V	400 V	25 A	2.4 W	29.5 mm	1	0.29 kg
NH1GG69V32-1	W229743	690 V	400 V	32 A	3.1 W	29.5 mm	1	0.29 kg
NH1GG69V35-1	X229744	690 V	400 V	35 A	3 W	29.5 mm	1	0.29 kg
NH1GG69V40-1	Y229745	690 V	400 V	40 A	3.7 W	29.5 mm	1	0.29 kg
NH1GG69V50-1	Z229746	690 V	400 V	50 A	4.1 W	29.5 mm	1	0.29 kg
NH1GG69V63-1	A229747	690 V	400 V	63 A	6.6 W	29.5 mm	1	0.29 kg
NH1GG69V80-1	B229748	690 V	400 V	80 A	8 W	29.5 mm	1	0.29 kg
NH1GG69V100-1	C229749	690 V	400 V	100 A	9.4 W	29.5 mm	1	0.29 kg
NH1GG69V125-1	D229750	690 V	400 V	125 A	11.8 W	39.5 mm	1	0.42 kg
NH1GG69V160-1	E229751	690 V	400 V	160 A	14.6 W	39.5 mm	1	0.42 kg
NH1GG69V200-1	F229752	690 V	400 V	200 A	18 W	39.5 mm	1	0.42 kg
NH1GG69V224-1	G229753	690 V	400 V	224 A	19 W	39.5 mm	1	0.42 kg

MERSEN reserves the right to change, update or correct, without notice, any information contained in this datasheet.

NH-SYSTEM

NH fuse-links gG 690VAC

PRODUCT RANGE

double indicator/isolated gripping-lugs size 000, 00, 0, 1, 2, 3



NH2GG69V250-1

Size 2 gG 690VAC isolated gripping-lugs

Catalog number	Item number	Rated voltage AC (IEC)	Rated voltage DC (IEC)	Rated current I _n	Power dissipation at I _n	Width	Package	Weight
NH2GG69V32-1	J229755	690 V	250 V	32 A	3.1 W	39.5 mm	3	0.43 kg
NH2GG69V35-1	K229756	690 V	250 V	35 A	3 W	39.5 mm	3	0.43 kg
NH2GG69V40-1	L229757	690 V	250 V	40 A	3.7 W	39.5 mm	3	0.43 kg
NH2GG69V50-1	M229758	690 V	250 V	50 A	4.1 W	39.5 mm	3	0.43 kg
NH2GG69V63-1	N229759	690 V	250 V	63 A	6.8 W	39.5 mm	3	0.43 kg
NH2GG69V80-1	P229760	690 V	250 V	80 A	8.3 W	39.5 mm	3	0.43 kg
NH2GG69V100-1	Q229761	690 V	250 V	100 A	10.7 W	39.5 mm	3	0.43 kg
NH2GG69V125-1	R229762	690 V	250 V	125 A	12.2 W	39.5 mm	3	0.43 kg
NH2GG69V160-1	S229763	690 V	250 V	160 A	15 W	39.5 mm	3	0.43 kg
NH2GG69V200-1	T229764	690 V	250 V	200 A	18.5 W	39.5 mm	3	0.43 kg
NH2GG69V224-1	V229765	690 V	250 V	224 A	19.2 W	39.5 mm	3	0.43 kg
NH2GG69V250-1	D233729	690 V	250 V	250 A	20.6 W	51 mm	3	0.64 kg
NH2GG69V300-1	X229767	690 V	250 V	300 A	21 W	51 mm	3	0.64 kg
NH2GG69V315-1	Y229768	690 V	250 V	315 A	25 W	51 mm	3	0.64 kg
NH2GG69V355-1	Z229769	690 V	250 V	355 A	31.5 W	51 mm	3	0.64 kg



NH3GG69V315-1

Size 3 gG 690VAC isolated gripping-lugs

Catalog number	Item number	Rated voltage AC (IEC)	Rated voltage DC (IEC)	Rated current I _n	Power dissipation at I _n	Width	Package	Weight
NH3GG69V315-1	C229772	690 V	250 V	315 A	25 W	51 mm	1	0.65 kg
NH3GG69V355-1	D229773	690 V	250 V	355 A	32 W	51 mm	1	0.65 kg
NH3GG69V400-1	E229774	690 V	250 V	400 A	34 W	70 mm	1	1.05 kg
NH3GG69V425-1	F229775	690 V	250 V	425 A	34 W	70 mm	1	1.05 kg

NH fuse-links aM 500VAC

PRODUCT RANGE

double indicator/live gripping-lugs size 000, 00, 0, 1, 2, 3



NH000AM50V63

Size 000 aM 500VAC

Catalog number	Item number	Rated voltage AC (IEC)	Rated current I _n	Power dissipation at I _n	Package	Weight
NH000AM50V2	K232493	500 V	2 A	0.1 W	2	0.13 kg
NH000AM50V4	L232494	500 V	4 A	0.2 W	2	0.13 kg
NH000AM50V6	M232495	500 V	6 A	0.3 W	2	0.13 kg
NH000AM50V10	N232496	500 V	10 A	0.5 W	2	0.13 kg
NH000AM50V16	P232497	500 V	16 A	0.7 W	2	0.13 kg
NH000AM50V20	Q232498	500 V	20 A	0.9 W	2	0.13 kg
NH000AM50V25	R232499	500 V	25 A	1.2 W	2	0.13 kg
NH000AM50V32	S232500	500 V	32 A	1.5 W	2	0.13 kg
NH000AM50V35	T232501	500 V	35 A	1.6 W	2	0.13 kg
NH000AM50V40	V232502	500 V	40 A	1.8 W	2	0.13 kg
NH000AM50V50	W232503	500 V	50 A	2.3 W	2	0.13 kg
NH000AM50V63	X232504	500 V	63 A	2.9 W	2	0.13 kg
NH000AM50V80	C227863	500 V	80 A	3.6 W	2	0.13 kg

Size 00 aM 500VAC



NH00AM50V100

Catalog number	Item number	Rated voltage AC (IEC)	Rated current I _n	Power dissipation at I _n	Package	Weight
NH00AM50V100	Y232505	500 V	100 A	5.8 W	2	0.2 kg
NH00AM50V125	Z232506	500 V	125 A	6.4 W	2	0.2 kg
NH00AM50V160	J227869	500 V	160 A	7.9 W	2	0.2 kg

NH fuse-links aM 500VAC

PRODUCT RANGE

double indicator/live gripping-lugs size 000, 00, 0, 1, 2, 3

Size 0 aM 500VAC



NH0AM50V100

Catalog number	Item number	Rated voltage AC (IEC)	Rated current I _n	Power dissipation at I _n	Package	Weight
NH0AM50V100	A232507	500 V	100 A	6 W	2	0.26 kg
NH0AM50V125	B232508	500 V	125 A	7.9 W	2	0.26 kg
NH0AM50V160	C232509	500 V	160 A	10.5 W	2	0.26 kg
NH0AM50V200	A227884	500 V	200 A	11.8 W	2	0.26 kg

Size 1 aM 500VAC



NH1AM50V200

Catalog number	Item number	Rated voltage AC (IEC)	Rated current I _n	Power dissipation at I _n	Package	Weight
NH1AM50V100	D232510	500 V	100 A	5.8 W	2	0.42 kg
NH1AM50V125	E232511	500 V	125 A	7.5 W	2	0.42 kg
NH1AM50V160	F232512	500 V	160 A	10.4 W	2	0.42 kg
NH1AM50V200	G232513	500 V	200 A	14.2 W	2	0.42 kg
NH1AM50V224	H232514	500 V	224 A	15.8 W	2	0.42 kg
NH1AM50V315	K227962	500 V	315 A	22.1 W	2	0.42 kg

Size 2 aM 500VAC



NH2AM50V250

Catalog number	Item number	Rated voltage AC (IEC)	Rated current I _n	Power dissipation at I _n	Package	Weight
NH2AM50V250	K232516	500 V	250 A	16.8 W	2	0.64 kg
NH2AM50V315	L232517	500 V	315 A	23.1 W	2	0.64 kg
NH2AM50V355	M232518	500 V	355 A	26.4 W	2	0.64 kg
NH2AM50V400	N232519	500 V	400 A	29.7 W	2	0.64 kg

Size 3 aM 500VAC



NH3AM50V630

Catalog number	Item number	Rated voltage AC (IEC)	Rated current I _n	Power dissipation at I _n	Package	Weight
NH3AM50V315	P232520	500 V	315 A	21 W	1	1.05 kg
NH3AM50V355	Q232521	500 V	355 A	23.3 W	1	1.05 kg
NH3AM50V400	R232522	500 V	400 A	29.1 W	1	1.05 kg
NH3AM50V425	S232523	500 V	425 A	29.1 W	1	1.05 kg
NH3AM50V450	T232524	500 V	450 A	34 W	1	1.05 kg
NH3AM50V500	V232525	500 V	500 A	42 W	1	1.05 kg
NH3AM50V630	M227987	500 V	630 A	42 W	1	1.05 kg

NH fuse-links aM 500VAC

PRODUCT RANGE

top indicator/live gripping-lugs size 4, 4a

Size 4 aM 500VAC top indicator



NH4AM50V630-8

Catalog number	Item number	Rated voltage AC (IEC)	Rated current I _n	Power dissipation at I _n	Package	Weight
NH4AM50V400-8	P233555	500 V	400 A	26 W	1	2.18 kg
NH4AM50V500-8	Q233556	500 V	500 A	38 W	1	2.18 kg
NH4AM50V630-8	E222115	500 V	630 A	50 W	1	2.18 kg
NH4AM50V800-8	V222865	500 V	800 A	65 W	1	2.18 kg
NH4AM50V1000-8	S219137	500 V	1000 A	80 W	1	2.18 kg
NH4AM50V1250-8	V219668	500 V	1250 A	110 W	1	2.18 kg

NH fuse-links aM 500VAC

top indicator/live gripping-lugs size 4, 4a

PRODUCT RANGE



NH4AAM50V630-8

Size 4a aM 500VAC top indicator

Catalog number	Item number	Rated voltage AC (IEC)	Rated current I _n	Power dissipation at I _n	Package	Weight
NH4AAM50V500-8	R233557	500 V	500 A	38 W	1	2.2 kg
NH4AAM50V630-8	S233558	500 V	630 A	50 W	1	2.2 kg
NH4AAM50V800-8	T233559	500 V	800 A	65 W	1	2.2 kg
NH4AAM50V1000-8	V233560	500 V	1000 A	80 W	1	2.2 kg
NH4AAM50V1250-8	W233561	500 V	1250 A	110 W	1	2.2 kg

NH fuse-links aM 690VAC

double indicator/live gripping-lugs size 000, 00, 0, 1, 2, 3

PRODUCT RANGE



NH000AM69V10

Size 000 aM 690VAC

Catalog number	Item number	Rated voltage AC (IEC)	Rated current I _n	Power dissipation at I _n	Package	Weight
NH000AM69V2	P227851	690 V	2 A	0.1 W	3	0.13 kg
NH000AM69V4	Q227852	690 V	4 A	0.2 W	3	0.13 kg
NH000AM69V6	R227853	690 V	6 A	0.3 W	3	0.13 kg
NH000AM69V10	S227854	690 V	10 A	0.5 W	3	0.13 kg
NH000AM69V16	T227855	690 V	16 A	0.7 W	3	0.13 kg
NH000AM69V20	V227856	690 V	20 A	0.9 W	3	0.13 kg
NH000AM69V25	W227857	690 V	25 A	1.2 W	3	0.13 kg
NH000AM69V32	X227858	690 V	32 A	1.5 W	3	0.13 kg
NH000AM69V35	Y227859	690 V	35 A	1.6 W	3	0.13 kg
NH000AM69V40	Z227860	690 V	40 A	1.8 W	3	0.13 kg
NH000AM69V50	A227861	690 V	50 A	2.3 W	3	0.13 kg
NH000AM69V63	B227862	690 V	63 A	2.9 W	3	0.13 kg



NH00AM69V125

Size 00 aM 690VAC

Catalog number	Item number	Rated voltage AC (IEC)	Rated current I _n	Power dissipation at I _n	Package	Weight
NH00AM69V50	D227864	690 V	50 A	2.3 W	3	0.2 kg
NH00AM69V63	E227865	690 V	63 A	2.9 W	3	0.2 kg
NH00AM69V80	F227866	690 V	80 A	3.6 W	3	0.2 kg
NH00AM69V100	G227867	690 V	100 A	5.2 W	3	0.2 kg
NH00AM69V125	H227868	690 V	125 A	6.4 W	3	0.2 kg



NH0AM69V160

Size 0 aM 690VAC

Catalog number	Item number	Rated voltage AC (IEC)	Rated current I _n	Power dissipation at I _n	Package	Weight
NH0AM69V10	L227871	690 V	10 A	0.5 W	3	0.26 kg
NH0AM69V16	M227872	690 V	16 A	0.8 W	3	0.26 kg
NH0AM69V20	N227873	690 V	20 A	1 W	3	0.26 kg
NH0AM69V25	P227874	690 V	25 A	1.3 W	3	0.26 kg
NH0AM69V32	Q227875	690 V	32 A	1.6 W	3	0.26 kg
NH0AM69V35	R227876	690 V	35 A	1.7 W	3	0.26 kg
NH0AM69V40	S227877	690 V	40 A	2 W	3	0.26 kg
NH0AM69V50	T227878	690 V	50 A	2.8 W	3	0.26 kg
NH0AM69V63	V227879	690 V	63 A	3.4 W	3	0.26 kg
NH0AM69V80	W227880	690 V	80 A	4.9 W	3	0.26 kg
NH0AM69V100	X227881	690 V	100 A	6 W	3	0.26 kg
NH0AM69V125	Y227882	690 V	125 A	7.9 W	3	0.26 kg
NH0AM69V160	Z227883	690 V	160 A	10.5 W	3	0.26 kg

NH fuse-links aM 690VAC

PRODUCT RANGE

double indicator/live gripping-lugs size 000, 00, 0, 1, 2, 3



NH1AM69V250

Size 1 aM 690VAC

Catalog number	Item number	Rated voltage AC (IEC)	Rated current I _n	Power dissipation at I _n	Package	Weight
NH1AM69V16	B227885	690 V	16 A	1 W	3	0.43 kg
NH1AM69V20	C227886	690 V	20 A	1.2 W	3	0.43 kg
NH1AM69V25	D227887	690 V	25 A	1.4 W	3	0.43 kg
NH1AM69V32	E227888	690 V	32 A	1.9 W	3	0.43 kg
NH1AM69V35	F227889	690 V	35 A	2 W	3	0.43 kg
NH1AM69V40	G227890	690 V	40 A	2.3 W	3	0.43 kg
NH1AM69V50	H227891	690 V	50 A	2.9 W	3	0.43 kg
NH1AM69V63	J227892	690 V	63 A	3.6 W	3	0.43 kg
NH1AM69V80	K227893	690 V	80 A	4.6 W	3	0.43 kg
NH1AM69V100	L227894	690 V	100 A	5.8 W	3	0.43 kg
NH1AM69V125	M227895	690 V	125 A	7.5 W	3	0.43 kg
NH1AM69V160	N227896	690 V	160 A	10.4 W	3	0.43 kg
NH1AM69V200	P227897	690 V	200 A	14.2 W	3	0.43 kg
NH1AM69V224	Q227898	690 V	224 A	15.8 W	3	0.43 kg
NH1AM69V250	R227899	690 V	250 A	17.5 W	3	0.43 kg



NH2AM69V400

Size 2 aM 690VAC

Catalog number	Item number	Rated voltage AC (IEC)	Rated current I _n	Power dissipation at I _n	Package	Weight
NH2AM69V35	L227963	690 V	35 A	1.8 W	3	0.64 kg
NH2AM69V40	M227964	690 V	40 A	2.1 W	3	0.64 kg
NH2AM69V50	N227965	690 V	50 A	2.7 W	3	0.64 kg
NH2AM69V63	P227966	690 V	63 A	3.4 W	3	0.64 kg
NH2AM69V80	Q227967	690 V	80 A	4.4 W	3	0.64 kg
NH2AM69V100	R227968	690 V	100 A	5.5 W	3	0.64 kg
NH2AM69V125	S227969	690 V	125 A	6.4 W	3	0.64 kg
NH2AM69V160	T227970	690 V	160 A	9.3 W	3	0.64 kg
NH2AM69V200	V227971	690 V	200 A	11.3 W	3	0.64 kg
NH2AM69V224	W227972	690 V	224 A	12.2 W	3	0.64 kg
NH2AM69V250	X227973	690 V	250 A	16.8 W	3	0.64 kg
NH2AM69V300	Y227974	690 V	300 A	21 W	3	0.64 kg
NH2AM69V315	Z227975	690 V	315 A	23.1 W	3	0.64 kg
NH2AM69V355	A227976	690 V	355 A	26.4 W	3	0.64 kg
NH2AM69V400	B227977	690 V	400 A	29.7 W	3	0.64 kg



NH3AM69V500

Size 3 aM 690VAC

Catalog number	Item number	Rated voltage AC (IEC)	Rated current I _n	Power dissipation at I _n	Package	Weight
NH3AM69V250	D227979	690 V	250 A	14.6 W	1	1.05 kg
NH3AM69V300	E227980	690 V	300 A	21 W	1	1.05 kg
NH3AM69V315	F227981	690 V	315 A	21 W	1	1.05 kg
NH3AM69V355	G227982	690 V	355 A	23.3 W	1	1.05 kg
NH3AM69V400	H227983	690 V	400 A	29.1 W	1	1.05 kg
NH3AM69V425	J227984	690 V	425 A	29.1 W	1	1.05 kg
NH3AM69V450	K227985	690 V	450 A	34 W	1	1.05 kg
NH3AM69V500	L227986	690 V	500 A	42 W	1	1.05 kg

NH fuse-links aM 690VAC

top indicator/live gripping-lugs size 4, 4a

PRODUCT RANGE



NH4AM69V400-8

Size 4 aM 690VAC top indicator

Catalog number	Item number	Rated voltage AC (IEC)	Rated current I _n	Power dissipation at I _n	Package	Weight
NH4AM69V400-8	Q227990	690 V	400 A	26 W	1	2 kg
NH4AM69V500-8	R227991	690 V	500 A	38 W	1	2 kg
NH4AM69V630-8	S227992	690 V	630 A	50 W	1	2 kg
NH4AM69V800-8	T227993	690 V	800 A	65 W	1	2 kg
NH4AM69V1000-8	V227994	690 V	1000 A	80 W	1	2 kg



NH4AAM69V500-8

Size 4a aM 690VAC top indicator

Catalog number	Item number	Rated voltage AC (IEC)	Rated current I _n	Power dissipation at I _n	Package	Weight
NH4AAM69V500-8	X227996	690 V	500 A	38 W	1	2.2 kg
NH4AAM69V630-8	Y227997	690 V	630 A	50 W	1	2.2 kg
NH4AAM69V800-8	A227999	690 V	800 A	65 W	1	2.2 kg
NH4AAM69V1000-8	B228000	690 V	1000 A	80 W	1	2.2 kg

NH fuse-links gTr 400VAC

middle indicator/live gripping-lugs size 2, 3, 4a

PRODUCT RANGE



NH2GTR250KVA

Size 2 gTr 400VAC middle indicator

Catalog number	Item number	Rated current I _n	Power dissipation at I _n	Transformer nominal capacity	Width	Package	Weight
NH2GTR50KVA	S1028691	50 A	5.5 W	50 kVA	40 mm	3/30	0.5 kg
NH2GTR75KVA	T1028692	75 A	7.3 W	75 kVA	40 mm	3/30	0.5 kg
NH2GTR100KVA	V1028693	100 A	9 W	100 kVA	40 mm	3/30	0.5 kg
NH2GTR125KVA	W1028694	125 A	11.2 W	125 kVA	40 mm	3/30	0.5 kg
NH2GTR160KVA	Y1028696	160 A	14 W	160 kVA	40 mm	3/30	0.5 kg
NH2GTR200KVA	G1030498	200 A	16 W	200 kVA	50 mm	3/24	0.5 kg
NH2GTR250KVA	H1030499	250 A	21 W	250 kVA	50 mm	3/24	0.5 kg



NH3GTR630KVA

Size 3 gTr 400VAC middle indicator

Catalog number	Item number	Rated current I _n	Power dissipation at I _n	Transformer nominal capacity	Width	Package	Weight
NH3GTR50KVA	J1030500A	50 A	5.5 W	50 kVA	50 mm	1	1 kg
NH3GTR75KVA	K1030501A	75 A	7.3 W	75 kVA	50 mm	1	1 kg
NH3GTR100KVA	L1030502A	100 A	9 W	100 kVA	50 mm	1	1 kg
NH3GTR125KVA	J1028706A	125 A	11.2 W	125 kVA	50 mm	1	1 kg
NH3GTR160KVA	M1030503A	160 A	14 W	160 kVA	50 mm	1	1 kg
NH3GTR200KVA	N1030504A	200 A	16 W	200 kVA	50 mm	1	1 kg
NH3GTR315KVA	Y1030513A	315 A	25 W	315 kVA	71 mm	1	1 kg
NH3GTR400KVA	Z1030514A	400 A	31 W	400 kVA	71 mm	1	1 kg
NH3GTR500KVA	H1028705A	500 A	53 W	500 kVA	71 mm	1	1 kg
NH3GTR630KVA	A1030515A	630 A	62 W	630 kVA	71 mm	1	1 kg

NH fuse-links gTr 400VAC

middle indicator/live gripping-lugs size 2, 3, 4a

PRODUCT RANGE



NH4A2GTR1000KVA

Size 4a gTr 400VAC middle indicator

Catalog number	Item number	Rated current I_n	Power dissipation at I_n	Transformer nominal capacity	Width	Package	Weight
NH4AGTR100KVA	X1028718	100 A	12 W	100 kVA	73 mm	1	2.2 kg
NH4AGTR125KVA	Y1028719	125 A	15 W	125 kVA	73 mm	1	2.2 kg
NH4AGTR160KVA	Z1028720	160 A	18 W	160 kVA	73 mm	1	2.2 kg
NH4AGTR200KVA	A1028721	200 A	23 W	200 kVA	73 mm	1	2.2 kg
NH4AGTR250KVA	B1028722	250 A	28 W	250 kVA	73 mm	1	2.2 kg
NH4AGTR315KVA	C1028723	315 A	32 W	315 kVA	73 mm	1	2.2 kg
NH4AGTR400KVA	D1028724	400 A	39 W	400 kVA	73 mm	1	2.2 kg
NH4A2GTR500KVA	H1030522	500 A	49 W	500 kVA	98 mm	1	2.2 kg
NH4A2GTR630KVA	J1030523	630 A	66 W	630 kVA	98 mm	1	2.2 kg
NH4A2GTR800KVA	K1030524	800 A	81 W	800 kVA	98 mm	1	2.2 kg
NH4A2GTR1000KVA	L1030525	1000 A	108 W	1000 kVA	98 mm	1	2.2 kg

NH fuse-links gTr 400VAC

top indicator/live gripping-lugs size 2, 3, 4a

PRODUCT RANGE



NH2GTR250KVA-8

Size 2 gTr 400VAC top indicator

Catalog number	Item number	Rated current I_n	Power dissipation at I_n	Transformer nominal capacity	Width	Package	Weight
NH2GTR50KVA-8	Z1028697	50 A	5.5 W	50 kVA	40 mm	3/30	0.5 kg
NH2GTR75KVA-8	A1028698	75 A	7.3 W	75 kVA	40 mm	3/30	0.5 kg
NH2GTR100KVA-8	B1028699	100 A	9 W	100 kVA	40 mm	3/30	0.5 kg
NH2GTR125KVA-8	D1028701	125 A	11.2 W	125 kVA	40 mm	3/30	0.5 kg
NH2GTR160KVA-8	E1028702	160 A	14 W	160 kVA	40 mm	3/30	0.5 kg
NH2GTR200KVA-8	F1028703	200 A	16 W	200 kVA	50 mm	3/24	0.5 kg
NH2GTR250KVA-8	G1028704	250 A	21 W	250 kVA	50 mm	3/24	0.5 kg



NH3GTR630KVA-8

Size 3 gTr 400VAC top indicator

Catalog number	Item number	Rated current I_n	Power dissipation at I_n	Transformer nominal capacity	Width	Package	Weight
NH3GTR50KVA-8	K1028707A	50 A	5.5 W	50 kVA	50 mm	1	1 kg
NH3GTR75KVA-8	L1028708A	75 A	7.3 W	75 kVA	50 mm	1	1 kg
NH3GTR100KVA-8	M1028709A	100 A	9 W	100 kVA	50 mm	1	1 kg
NH3GTR125KVA-8	N1028710A	125 A	11.2 W	125 kVA	50 mm	1	1 kg
NH3GTR160KVA-8	P1028711A	160 A	14 W	160 kVA	50 mm	1	1 kg
NH3GTR200KVA-8	Q1028712A	200 A	16 W	200 kVA	50 mm	1	1 kg
NH3GTR250KVA-8	R1028713A	250 A	21 W	250 kVA	50 mm	1	1 kg
NH3GTR315KVA-8	S1028714A	315 A	25 W	315 kVA	71 mm	1	1 kg
NH3GTR400KVA-8	T1028715A	400 A	31 W	400 kVA	71 mm	1	1 kg
NH3GTR500KVA-8	V1028716A	500 A	53 W	500 kVA	71 mm	1	1 kg
NH3GTR630KVA-8	W1028717A	630 A	62 W	630 kVA	71 mm	1	1 kg

NH fuse-links gTr 400VAC top indicator/live gripping-lugs size 2, 3, 4a

PRODUCT RANGE



NH4AGTR100KVA-8

Size 4a gTr 400VAC top indicator

Catalog number	Item number	Rated current I_n	Power dissipation at I_n	Transformer nominal capacity	Width	Package	Weight
NH4AGTR100KVA-8	E1028725	100 A	12 W	100 kVA	73 mm	1	2.2 kg
NH4AGTR125KVA-8	F1028726	125 A	15 W	125 kVA	73 mm	1	2.2 kg
NH4AGTR160KVA-8	G1028727	160 A	18 W	160 kVA	73 mm	1	2.2 kg
NH4AGTR200KVA-8	H1028728	200 A	23 W	200 kVA	73 mm	1	2.2 kg
NH4AGTR250KVA-8	J1028729	250 A	28 W	250 kVA	73 mm	1	2.2 kg
NH4AGTR315KVA-8	K1028730	315 A	32 W	315 kVA	73 mm	1	2.2 kg
NH4AGTR400KVA-8	L1028731	400 A	39 W	400 kVA	73 mm	1	2.2 kg
NH42GTR500KVA-8	V1030487	500 A	49 W	500 kVA	98 mm	1	2.2 kg
NH42GTR630KVA-8	W1030488	630 A	66 W	630 kVA	98 mm	1	2.2 kg
NH42GTR800KVA-8	Y1030490	800 A	81 W	800 kVA	98 mm	1	2.2 kg
NH42GR1000KVA-8	B1029067	1000 A	108 W	1000 kVA	98 mm	1	2.2 kg

NH fuse-links gTr 400VAC middle indicator/isolated gripping-lugs size 2, 3

PRODUCT RANGE



NH22GTR250KVA-1

Size 2 gTr 400VAC isolated gripping-lugs

Catalog number	Item number	Rated current I_n	Power dissipation at I_n	Transformer nominal capacity	Width	Package	Weight
NH2GTR50KVA-1	M1028686	50 A	5.5 W	50 kVA	42 mm	3/30	0.5 kg
NH2GTR75KVA-1	N1028687	75 A	7.3 W	75 kVA	42 mm	3/30	0.5 kg
NH2GTR100KVA-1	P1028688	100 A	9 W	100 kVA	42 mm	3/30	0.5 kg
NH2GTR125KVA-1	Q1028689	125 A	11.2 W	125 kVA	42 mm	3/30	0.5 kg
NH2GTR160KVA-1	R1028690	160 A	14 W	160 kVA	42 mm	3/30	0.5 kg
NH22GTR200KVA-1	Q1030529	200 A	16 W	200 kVA	53 mm	3/24	0.5 kg
NH22GTR250KVA-1	R1030530	250 A	21 W	250 kVA	53 mm	3/24	0.5 kg



NH32GTR400KVA-1

Size 3 gTr 400VAC isolated gripping-lugs

Catalog number	Item number	Rated current I_n	Power dissipation at I_n	Transformer nominal capacity	Width	Package	Weight
NH3GTR50KVA-1	S1030531A	50 A	5.5 W	50 kVA	53 mm	1	1 kg
NH3GTR75KVA-1	T1030532A	75 A	7.3 W	75 kVA	53 mm	1	1 kg
NH3GTR100KVA-1	V1030533A	100 A	9 W	100 kVA	53 mm	1	1 kg
NH3GTR125KVA-1	W1030534A	125 A	11.2 W	125 kVA	53 mm	1	1 kg
NH3GTR160KVA-1	X1030535A	160 A	14 W	160 kVA	53 mm	1	1 kg
NH3GTR200KVA-1	Y1030536A	200 A	16 W	200 kVA	53 mm	1	1 kg
NH3GTR250KVA-1	Z1030537A	250 A	21 W	250 kVA	53 mm	1	1 kg
NH32GTR315KVA-1	D1030541A	315 A	21 W	315 kVA	73 mm	1	1 kg
NH32GTR400KVA-1	E1030542A	400 A	25 W	400 kVA	73 mm	1	1 kg

NH fuse-links gG 500 - 690VAC
with striker size 0, 1, 2, 3, 4

PRODUCT RANGE



NH0GG50V160P-2

Size 0 gG with striker


Catalog number	Item number	Rated voltage AC (IEC)	Rated current I _n	Rated breaking capacity AC	Power dissipation at I _n	Package	Weight
NH0GG69V32P-2	P213637	690 V	32 A	80 kA	3.7 W	3	0.28 kg
NH0GG69V35P-2	S214146	690 V	35 A	80 kA	4 W	3	0.28 kg
NH0GG69V40P-2	W214655	690 V	40 A	80 kA	4.5 W	3	0.28 kg
NH0GG69V50P-2	B215166	690 V	50 A	80 kA	5.2 W	3	0.28 kg
NH0GG69V63P-2	D215674	690 V	63 A	80 kA	6.2 W	3	0.28 kg
NH0GG69V80P-2	J216185	690 V	80 A	80 kA	7.5 W	3	0.28 kg
NH0GG69V100P-2	H216690	690 V	100 A	80 kA	8.5 W	3	0.28 kg
NH0GG50V125P-2	V217207	500 V	125 A	120 kA	10.7 W	3	0.28 kg
NH0GG50V160P-2	A217718	500 V	160 A	120 kA	13.5 W	3	0.28 kg
NH0GG50V200P-2	K218233	500 V	200 A	120 kA	15 W	3	0.28 kg



NH1GG50V355P-2

Size 1 gG with striker

Catalog number	Item number	Rated voltage AC (IEC)	Rated current I _n	Rated breaking capacity AC	Power dissipation at I _n	Package	Weight
NH1GG69V80P-2	Y218751	690 V	80 A	80 kA	6.9 W	3	0.35 kg
NH1GG69V100P-2	M219270	690 V	100 A	80 kA	8.1 W	3	0.35 kg
NH1GG69V125P-2	P219801	690 V	125 A	80 kA	9.6 W	3	0.35 kg
NH1GG69V160P-2	Z222478	690 V	160 A	80 kA	11.9 W	3	0.35 kg
NH1GG69V200P-2	R223000	690 V	200 A	80 kA	14.9 W	3	0.35 kg
NH1GG50V224P-2	Y200788	500 V	224 A	120 kA	16.7 W	3	0.35 kg
NH1GG50V250P-2	Q201333	500 V	250 A	120 kA	18.7 W	3	0.35 kg
NH1GG50V315P-2	Z201847	500 V	315 A	120 kA	25 W	3	0.35 kg
NH1GG50V355P-2	W211067	500 V	355 A	120 kA	28 W	3	0.35 kg



NH2GG50V400P-2

Size 2 gG with striker

Catalog number	Item number	Rated voltage AC (IEC)	Rated current I _n	Rated breaking capacity AC	Power dissipation at I _n	Package	Weight
NH2GG69V125P-2	W212102	690 V	125 A	80 kA	9.5 W	3	0.56 kg
NH2GG69V160P-2	L212622	690 V	160 A	80 kA	11.5 W	3	0.56 kg
NH2GG69V200P-2	Y213139	690 V	200 A	80 kA	14.5 W	3	0.56 kg
NH2GG69V224P-2	Q213638	690 V	224 A	80 kA	16 W	3	0.56 kg
NH2GG69V250P-2	T214147	690 V	250 A	80 kA	17.5 W	3	0.56 kg
NH2GG69V315P-2	X214656	690 V	315 A	80 kA	23 W	3	0.56 kg
NH2GG50V400P-2	K216186	500 V	400 A	120 kA	29 W	3	0.56 kg
NH2GG50V500P-2	W217208	500 V	500 A	120 kA	39 W	3	0.56 kg



NH3GG50V630P-2

Size 3 gG with striker

Catalog number	Item number	Rated voltage AC (IEC)	Rated current I _n	Rated breaking capacity AC	Power dissipation at I _n	Package	Weight
NH3GG69V315P-2	B217719	690 V	315 A	80 kA	23 W	3	0.87 kg
NH3GG69V355P-2	L218234	690 V	355 A	80 kA	25 W	3	0.87 kg
NH3GG69V400P-2	Z218752	690 V	400 A	80 kA	29 W	3	0.87 kg
NH3GG69V500P-2	N219271	690 V	500 A	80 kA	39 W	3	0.87 kg
NH3GG50V630P-2	Q219802	500 V	630 A	120 kA	47 W	3	0.87 kg

Size 4 gG with striker

Catalog number	Item number	Rated voltage AC (IEC)	Rated current I _n	Rated breaking capacity AC	Power dissipation at I _n	Package	Weight
NH4GG69V500P-2	S1000079	690 V	500 A	120 kA	40 W	1	2.2 kg
NH4GG69V630P-2	T1000080	690 V	630 A	120 kA	53 W	1	2.2 kg
NH4GG69V800P-2	V1000081	690 V	800 A	120 kA	68 W	1	2.2 kg
NH4GG50V1000P-2	W1000082	500 V	1000 A	120 kA	65 W	1	2.2 kg
NH4GG50V1250P-2	X1000083	500 V	1250 A	120 kA	61 W	1	2.2 kg

MERSEN reserves the right to change, update or correct, without notice, any information contained in this datasheet.

NH-SYSTEM

NH fuse-links aM 500 - 690VAC with striker, size 0, 1, 2, 3, 4

PRODUCT RANGE



NH0AM69V125P-2

Size 0 aM with striker

Catalog number	Item number	Rated voltage AC (IEC)	Rated current I _n	Rated breaking capacity AC	Power dissipation at I _n	Package	Weight
NH0AM69V32P-2	Z213140	690 V	32 A	80 kA	2.4 W	3	0.28 kg
NH0AM69V40P-2	R213639	690 V	40 A	80 kA	2.8 W	3	0.28 kg
NH0AM69V50P-2	V214148	690 V	50 A	80 kA	3.6 W	3	0.28 kg
NH0AM69V63P-2	Y214657	690 V	63 A	80 kA	4.6 W	3	0.28 kg
NH0AM69V80P-2	C215167	690 V	80 A	80 kA	6 W	3	0.28 kg
NH0AM69V100P-2	F215676	690 V	100 A	80 kA	7.5 W	3	0.28 kg
NH0AM69V125P-2	L216187	690 V	125 A	80 kA	9.5 W	3	0.28 kg
NH0AM69V160P-2	J216691	690 V	160 A	80 kA	12 W	3	0.28 kg
NH0AM50V200P-2	X217209	500 V	200 A	120 kA	-	3	0.28 kg



NH1AM69V250P-2

Size 1 aM with striker

Catalog number	Item number	Rated voltage AC (IEC)	Rated current I _n	Rated breaking capacity AC	Power dissipation at I _n	Package	Weight
NH1AM69V80P-2	C217720	690 V	80 A	80 kA	6 W	3	0.38 kg
NH1AM69V100P-2	M218235	690 V	100 A	80 kA	7.5 W	3	0.38 kg
NH1AM69V125P-2	A218753	690 V	125 A	80 kA	9.9 W	3	0.38 kg
NH1AM69V160P-2	P219272	690 V	160 A	80 kA	12.7 W	3	0.38 kg
NH1AM69V200P-2	B222480	690 V	200 A	80 kA	16.4 W	3	0.38 kg
NH1AM69V250P-2	T223002	690 V	250 A	80 kA	21.5 W	3	0.38 kg
NH1AM50V315P-2	A200790	500 V	315 A	120 kA	-	3	0.38 kg



NH2AM69V315P-2

Size 2 aM with striker

Catalog number	Item number	Rated voltage AC (IEC)	Rated current I _n	Rated breaking capacity AC	Power dissipation at I _n	Package	Weight
NH2AM69V125P-2	S201335	690 V	125 A	80 kA	-	3	0.56 kg
NH2AM69V160P-2	B201849	690 V	160 A	80 kA	12.7 W	3	0.56 kg
NH2AM69V200P-2	Y211069	690 V	200 A	80 kA	16.4 W	3	0.56 kg
NH2AM69V224P-2	P211590	690 V	224 A	80 kA	18.7 W	3	0.56 kg
NH2AM69V250P-2	Y212104	690 V	250 A	80 kA	21.5 W	3	0.56 kg
NH2AM69V315P-2	N212624	690 V	315 A	80 kA	29 W	3	0.56 kg
NH2AM69V355P-2	A213141	690 V	355 A	80 kA	32 W	3	0.56 kg
NH2AM69V400P-2	S213640	690 V	400 A	80 kA	34 W	3	0.56 kg
NH2AM50V500P-2	W214149	500 V	500 A	120 kA	-	3	0.56 kg

Size 3 aM with striker

Catalog number	Item number	Rated voltage AC (IEC)	Rated current I _n	Rated breaking capacity AC	Power dissipation at I _n	Package	Weight
NH3AM69V315P-2	Z214658	690 V	315 A	80 kA	25 W	3	0.87 kg
NH3AM69V355P-2	D215168	690 V	355 A	80 kA	29 W	3	0.87 kg
NH3AM69V400P-2	G215677	690 V	400 A	80 kA	34 W	3	0.87 kg
NH3AM69V500P-2	M216188	690 V	500 A	80 kA	45 W	3	0.87 kg
NH3AM50V630P-2	K216692	500 V	630 A	120 kA	60 W	3	0.87 kg



NH4AM69V500P-2

Size 4 aM with striker

Catalog number	Item number	Rated voltage AC (IEC)	Rated current I _n	Rated breaking capacity AC	Power dissipation at I _n	Package	Weight
NH4AM69V500P-2	P1000076	690 V	500 A	120 kA	38 W	1	2.2 kg
NH4AM69V630P-2	Q1000077	690 V	630 A	120 kA	50 W	1	2.2 kg
NH4AM69V800P-2	R1000078	690 V	800 A	120 kA	65 W	1	2.2 kg
NH4AM69V1000P-2	Y1000084	690 V	1000 A	120 kA	80 W	1	2.2 kg
NH4AM50V1250P-2	Z1000085	500 V	1250 A	120 kA	100 W	1	2.2 kg

BSL NH Fuse-Rails

Size 00 160A, 690VAC

PRODUCT RANGE



1.002.440

1.002.443

BSL 160 A size 00 for 100 mm bus bar system

Catalog number	Item number	Cable termination components	Design	Package	Weight
1.002.440	R1002286	3 M8 terminal screws	with cover shroud MZ00KH	1 piece	0.83 kg
1.002.441	R1023423	3 clamp straps Cu 4-70 mm ²	with cover shroud MZ00KH	1 piece	0.88 kg
1.002.442	T1023425	3 Al/Cu clamps 1,5-70 mm ²	with cover shroud MZ00KH	1 piece	0.84 kg
1.002.443	V1023426	with V-terminal for V-terminal clamps size 00	with cover shroud 1.000.915	1 piece	0.88 kg
1.002.444	W1023427	3 frame clamps Cu 2,5-70 mm ²	with cover shroud MZ00KH	1 piece	0.82 kg



01BSLA100

01BSLS100

BSL 160 A size 00 for 185 mm bus bar system

Catalog number	Item number	Cable termination components	Design	Package	Weight
01BSLA100	M1023419	3 Al/Cu clamps 1,5-70 mm ²	with cover shroud MZ00KH	3 pieces	2 kg
01BSLN100	S1002287	3 M8 terminal screws	with cover shroud MZ00KH	1 piece	2 kg
01BSLS100	P1023421	3 clamp straps Cu 4-70 mm ²	with cover shroud MZ00KH	2 pieces	2 kg
1.000.913	Q1023422	with V-terminal for V-terminal clamps size 00	with cover shroud 1.000.915	4 pieces	2 kg

ACCESSORIES



MZ00KH

MZ00KA

Cover/shrouds for cable termination

Catalog number	Item number	Design	Package	Weight
MZ00KH	F1023298	cover shroud length 106 mm for MULTIVERT®/BSL 160 A	1 piece	20 g
MZ00KA	L1023464	extended cover shroud for cover shroud MZ00KH	1 piece	40 g
1.000.915	H1023300	cover shroud for MULTIVERT®/BSL 160 A with V-terminal	1 piece	50 g

BSL NH Fuse-Rails

Size 00 160A, 690VAC

ACCESSORIES



Covers/spare way covers

Catalog number	Item number	Design	Application	Package	Weight
MZ00LPAP	B1023409	spare way cover without level adjustment width 50 mm, length 320 mm for single adapter MZ00ESA and double adapter MZ00DSA including fixing material	bus bar system 100 mm	1 piece	50 g
MZ01LPAP	C1023410	spare way cover without level adjustment width 50 mm, length 500 mm including fixing material	bus bar system 185 mm	1 piece	60 g
1.002.493	N1002283	spare way cover width 50 mm, length 630 mm for covering of open installation spaces in distribution units with central cover	bus bar system 185 mm	1 piece	0.14 kg
1.002.830	E1023412	spare way cover width 50 mm, length 630 mm with level adjustment 123 mm for bus bar installation, set = cover + fixing set (2 distance pieces, 2 screw rivets)	bus bar system 185 mm	1 set	0.20 kg



00SZRK3

Installation devices/bus bar installation

Catalog number	Item number	Design	Package	Weight
00SZRK3	K215105	hooked clamp size 00, M = 5 Nm 1 set = 3 pieces	1 set	0.10 kg



Adapter für installation on to bus bars with screw terminal

Catalog number	Item number	Design	Application	Package	Weight
MZ00DSA	C217145	double adapter 100/185 mm with increased touch protection to obtain uniform profile in height for combined installation with MULTIVERT®/BSL 250 A, 400 A, 630 A	MULTIVERT® 160 A/100 mm 1x3-pole	1 piece	0.71 kg
MZ00ESAECO	D1023296	Single adapter 100/185 mm to obtain uniform profile in height for combined installation with MULTIVERT®/BSL 250 A, 400 A, 630 A	MULTIVERT® 160 A/100 mm 1x3-pole	1 piece	0.19 kg
MZ01DSA	G228764	double adapter 185/185 mm with increased touch protection to obtain uniform profile in height for combined installation with MULTIVERT®/BSL 250 A, 400 A, 630 A	MULTIVERT® 160 A/185 mm 1x3-pole	1 piece	0.7 kg
MZ01ESA	H228765	single adapter 185/185 mm (for installation of MULTIVERT®/BSL with screws M8) to obtain uniform profile in height for combined installation with MULTIVERT®/BSL 250 A, 400 A, 630 A	MULTIVERT® 160 A/185 mm 1x3-pole	1 piece	0.39 kg



1.002.684

Covers/protective covers for tags

Catalog number	Item number	Design	Application	Package	Weight
1.002.684	N1023420	protective cover for NH-fuse links (protective cover for tags) 1 set = 3 pieces	BSL size 00 160 A/100 mm	1 set	40 g

MERSEN reserves the right to change, update or correct, without notice, any information contained in this datasheet.

BSL NH Fuse-Rails
Size 00 160A, 690VAC

ACCESSORIES



MZ00BT2

Labelling facilities

Catalog number	Item number	Design	Package	Weight
MZ00BT2	K215611	label holder size 00	1 piece	10 g



1.002.600



MZ00STW

Phase barriers

Catalog number	Item number	Design	Application	Package	Weight
1.002.600	W1002290	lateral phase barrier (snap on) 1 set = 3 pieces	BSL size 00 160 A/100 mm	1 set	14 g
MZ00STW	V1002289	lateral phase barrier (snap on) 1 set = 3 pieces	BSL size 00 160 A/185 mm	1 set	33 g



00SZS



00SZESK

Varieties of cable termination

Catalog number	Item number	Design	Package	Weight
00SZS	M229298	M8 terminal screw for switch gear size 00 1 set = 3 pieces	1 set	35 g
00SZESK	E214594	clamp strap Cu 4–70 mm ² for switch gear size 00 1 set = 3 pieces	1 set	35 g
00SZA70	R211523	Al/Cu clamp 1,5–70 mm ² for switch gear size 00 1 set = 3 pieces	1 set	75 g
1.003.571	V1033684	Al/Cu clamp 50–95 mm ² round stranded for switch gear size 00 1 set = 3 pieces	1 set	88 g
1.003.433	L1022958	triple clamp per pole 1.5 up to 16 mm ² 1 set = 3 pieces	1 set	0.14 kg
00SZVK1	D1023434	V-terminal clamp size 00, 10–70 mm ² round stranded, 10–95 mm ² round solid, 35–95 mm ² single stranded, 50–95 mm ² single solid, M = 12 Nm	30	0.4 kg
1.000.098	E1023435	insulation cap for V-terminal clamp size 00	12/120	2 g



1.003.433



00SZVK1



1.000.098

BSL NH Fuse-Rails

Size 1, 250A; Size 2, 400A; Size 3, 630A; 690VAC

PRODUCT RANGE



BL1B403K000

BSL 250 A size 1 for 185 mm bus bar system

Catalog number	Item number	Cable termination components	Package	Weight
BL1B403K000	X1002291	3 M12 bolts	1 piece	3.2 kg
BL1E403K000	X1023428	3 M10 insert nuts	1 piece	3.1 kg
BL1V403K000	Y1023429	V-terminal 35–240 mm ²	1 piece	3.7 kg

BSL NH Fuse-Rails

PRODUCT RANGE

Size 1, 250A; Size 2, 400A; Size 3, 630A; 690VAC



BL2V403K000

BSL 400 A size 2 for 185 mm bus bar system

Catalog number	Item number	Cable termination components	Package	Weight
BL2B403K000	A1002294	3 M12 bolts	1 piece	3.8 kg
BL2E403K000	Z1023430	3 M12 insert nuts	1 piece	3.7 kg
BL2V403K000	A1023431	V-terminal 35-240 mm²	1 piece	3.7 kg



BL3B403K000

BSL 630 A size 3 for 185 mm bus bar system

Catalog number	Item number	Cable termination components	Package	Weight
BL3B403K000	E1002298	3 M12 bolts	1 piece	4.4 kg
BL3E403K000	B1023432	3 M12 insert nuts	1 piece	4.2 kg
BL3V403K000	C1023433	V-terminal 35-240 mm²	1 piece	3.7 kg

ACCESSORIES

Cover/shrouds for cable termination



MZKAB



MZKHO



MZKAB1

Catalog number	Item number	Design	Application	Package	Weight
MZKAB	J1023301	cover shroud for clamp terminal connection in feeder pillars length 138,5 mm	top terminal	1 piece	0.10 kg
MZKHO	G217655	cover shroud for cable terminal connections with cable lugs on switchboards with central cover length 190 mm	top terminal	1 piece	0.13 kg
MZKAB1	K1023302	cover shroud for special (high) clamp terminal connection in feeder pillars length 138,5 mm	top terminal	1 piece	0.12 kg

MERSEN reserves the right to change, update or correct, without notice, any information contained in this datasheet.

BSL NH Fuse-Rails

Size 1, 250A; Size 2, 400A; Size 3, 630A; 690VAC

ACCESSORIES

Covers/spare way covers



MZ01LPAP MZLPAP 1.002.493



1.002.492 1.002.830 1.002.829

Catalog number	Item number	Design	Application	Package	Weight
MZ01LPAP	C1023410	spare way cover without level adjustment width 50 mm, length 500 mm including fixing material	bus bar system 185 mm	1 piece	60 g
MZLPAP	D1023411	spare way cover width 100 mm, length 612 mm including 2 pieces M12 fixing screws (distance of fixing holes 185 mm)	bus bar system 185 mm	1 piece	0.56 kg
1.002.493	N1002283	spare way cover width 50 mm, length 630 mm for covering of open installation spaces in distribution units with central cover	bus bar system 185 mm	1 piece	0.14 kg
1.002.492	M1002282	spare way cover width 100 mm, length 630 mm for covering of open installation spaces in distribution units with central cover	bus bar system 185 mm	1 piece	0.20 kg
1.002.830	E1023412	spare way cover width 50 mm, length 630 mm with level adjustment 123 mm for bus bar installation, set = cover + fixing set (2 distance pieces, 2 screw rivets)	bus bar system 185 mm	1 set	0.20 kg
1.002.829	F1023413	spare way cover width 100 mm, length 630 mm with level adjustment 123 mm for bus bar installation set = cover + fixing set (2 distance pieces, 2 screw rivets)	bus bar system 185 mm	1 set	0.27 kg



1.000.192

Installation devices/bus bar installation

Catalog number	Item number	Design	Package	Weight
1.000.192	P1002284	hooked clamp size 1, 2, 3, M = 15–20 Nm hexagon socket connection (inbus) for MULTIVERT®/BSL with top or bottom terminal 1 set = 3 pieces	1 set	0.47 kg

MERSEN reserves the right to change, update or correct, without notice, any information contained in this datasheet.

NH-SYSTEM

BSL NH Fuse-Rails

ACCESSORIES

Size 1, 250A; Size 2, 400A; Size 3, 630A; 690VAC



MZGLAD

Covers/protective covers for tags

Catalog number	Item number	Design	Application	Package	Weight
MZGLAD	G1002300	protective cover for NH-fuse links (protective cover for tags)	BSL size 1,2,3	1 piece	0.27 kg



MZBC



MZBT

Labelling facilities

Catalog number	Item number	Design	Package	Weight
MZBC	J1002302	labelling clip	1 piece	12 g
MZBT	B222181	label holder size 1, 2, 3	1 piece	30 g



MZSTW1

Phase barriers

Catalog number	Item number	Design	Package	Weight
MZSTW1	H1002301	lateral phase barrier (snap on) 1 set = 3 pieces	1 set	40 g

BSL NH Fuse-Rails

Size 1, 250A; Size 2, 400A; Size 3, 630A; 690VAC

ACCESSORIES

Varieties of cable termination



1.002.909



1.002.910



1.002.902



1.002.903



22SZVK42



1.000.099



1.001.667

Catalog number	Item number	Design	Package	Weight
1.002.909	K1024613	V-terminal clamp size 1,2,3, 95-240 mm ² single solid, 70-240 mm ² single stranded, 50-185 mm ² round stranded, 70-240 mm ² round solid, M = 23 -27 Nm 1 set = 3 pieces	1 set	0.24 kg
1.002.910	L1024614	V-terminal clamp size 1,2,3, 95-300 mm ² single solid, 70-240 mm ² single stranded, 50-185 mm ² round stranded, 70-240 mm ² round solid, M = 23 -27 Nm 1 set = 3 pieces	1 set	0.26 kg
1.002.902	M1024615	V-terminal clamp size 1,2,3 95-240 mm ² single solid, 70-240 mm ² single stranded, 50-185 mm ² round stranded, 70-240 mm ² round solid, M= 23 -27 Nm, with V-lug art. no. 22SZSV1 1 set = 3 clamps + 3 lugs	1 set	0.42 kg
1.002.903	N1024616	V-terminal clamp size 1,2,3 95-300 mm ² single solid, 70-240 mm ² single stranded, 50-185 mm ² round stranded, 70-240 mm ² round solid, M = 23 -27 Nm, with V-shaped lug art. no. 22SZSV1 1 set = 3 clamps + 3 lugs	1 set	0.44 kg
22SZVK42	Q1024618	V-terminal clamp size 1,2,3 for 2 conductors 50-240 mm ² single solid, 50-185 mm ² single stranded, 50-185 mm ² round stranded, 70-240 mm ² round solid M = 23-27 Nm	1 piece	6.8 g
1.000.099	E1023436	insulation cap for V-terminal clamp size 1,2,3	1 piece	0.1 g
1.001.667	F1023275	adapter for double terminal L3	1 piece	0.25 kg



BB001EPBR



BB003EPVBLOC

NH Plastic bases Size 00 - 160A (power acceptance: 12W)

Catalog number	Item number	Number of poles/ phases	Connection	Installation mode	Package	Weight
Type EP (square contacts)						
BB001EP	F215170	1	Screw	Screw	3	0.13 kg
BB00EPBT	T219805	1	Clamp	Screw	3	0.13 kg
BB001EPBR	F200795	1	Clamp	DIN rail	3	0.13 kg
BB001EPR	R216192	1	Screw	DIN rail	3	0.13 kg
BB001EPR-BR	G1060812	1	Screw / Clamp	DIN rail	3	0.13 kg
BB001EPBR-R	H1060813	1	Clamp / Screw	DIN rail	3	0.13 kg
BB002EP	A217212	2	Screw	Screw	2	0.29 kg
BB002EPB	D200793	2	Clamp	Screw	2	0.29 kg
BB002EPR	F218758	2	Screw	DIN rail	2	0.29 kg
BB002EPBR	T211594	2	Clamp	DIN rail	2	0.29 kg
BB003EPB	W201338	3	Clamp	Screw	1	0.4 kg
BB003EPVBLOC	W229122	3	Screw	Screw	1	0.4 kg
BB003EPBR	C212108	3	Clamp	DIN rail	1	0.4 kg
BB003EPRBLOC	V229121	3	Screw	DIN rail	1	0.4 kg
BB004EP	S219275	4	Screw	Screw	1	0.58 kg
BB004EPB	R211592	4	Clamp	Screw	1	0.58 kg
BB004EPR	Z223007	4	Screw	DIN rail	1	0.58 kg
BB004EPBR	M215682	4	Clamp	DIN rail	1	0.58 kg
Indirect touch protection IP 20						
BB001FS	M216694	1	Screw	Screw	3	0.19 kg
BB001RFS	S218240	1	Screw	DIN rail	3	0.19 kg
BB003SFSBLOC	T229120	3	Screw	Screw	1	0.53 kg
BB003RFSBLOC	S229119	3	Screw	DIN rail	1	0.53 kg

NH Plastic bases Size 0 - 160A (power acceptance: 25W)

Catalog number	Item number	Number of poles/ phases	Connection	Installation mode	Package	Weight
Type EP (square contacts)						
BB01EP	B213142	1	Screw	Screw	3	0.19 kg
BB01EPR	S216193	1	Screw	DIN rail	3	0.19 kg
BB02EP	C214661	2	Screw	Screw	2	0.42 kg
BB02EPR	P216696	2	Screw	DIN rail	2	0.42 kg
BB03EP	G215171	3	Screw	Screw	1	0.64 kg
BB03EPR	C217214	3	Screw	DIN rail	1	0.64 kg
BB04EP	Q216191	4	Screw	Screw	1	0.88 kg
BB04EPR	J217726	4	Screw	DIN rail	1	0.88 kg
Type PP (clip contacts)						
BB01PP	N216695	1	Screw	Screw	3	0.21 kg
BB01PPR	T218241	1	Screw	DIN rail	3	0.21 kg
BB02PP	B217213	2	Screw	Screw	2	0.46 kg
BB02PPR	G218759	2	Screw	DIN rail	2	0.46 kg
BB03PP	G217724	3	Screw	Screw	1	0.62 kg
BB03PPR	W219278	3	Screw	DIN rail	1	0.62 kg
BB04PP	R218239	4	Screw	Screw	1	0.85 kg
BB04PPR	H222486	4	Screw	DIN rail	1	0.85 kg
Indirect touch protection IP20						
BB01PPFS	X226708	1	Screw	Screw	3	0.31 kg
BB01EPRFS	G226717	1	Screw	DIN rail	3	0.31 kg
BB03PPFS	Z226710	3	Screw	Screw	1	0.91 kg
BB03EPRFS	J226719	3	Screw	DIN rail	1	0.91 kg



BB01EP



BB11PP

NH Plastic bases Size 1 - 250A (power acceptance: 32W)

Catalog number	Item number	Number of poles/phases	Connection	Installation mode	Package	Weight
Type PP (clip contacts)						
BB11PP	E218757	1	Screw	Screw	3	0.44 kg
BB11PPR	A223008	1	Screw	DIN rail	3	0.44 kg
BB12PP	F222484	2	Screw	Screw	2	0.95 kg
BB12PPR	G200796	2	Screw	DIN rail	2	0.95 kg
BB13PP	Y223006	3	Screw	Screw	1	1.5 kg
BB13PPR	Y201340	3	Screw	DIN rail	1	1.5 kg
BB14PP	X201339	4	Screw	Screw	1	1.9 kg
BB14PPR	H201855	4	Screw	DIN rail	1	1.9 kg
Indirect touch protection IP20						
BB11FS	V219806	1	Screw	Screw	3	0.7 kg
BB11PPRFS	P226724	1	Screw	DIN rail	3	0.7 kg
BB13PPRFS	Q226725	3	Screw	DIN rail	1	1.93 kg



BB21PP

NH Plastic bases Size 2 - 400A (power acceptance: 45W)

Catalog number	Item number	Number of poles/phases	Connection	Installation mode	Package	Weight
Type PP (clip contacts)						
BB21PP	F201853	1	Screw	Screw	3	0.53 kg
BB21PPR	E211075	1	Screw	DIN rail	3	0.53 kg
BB22PP	S211593	2	Screw	Screw	2	1.15 kg
BB22PPR	V211595	2	Screw	DIN rail	2	1.15 kg
BB23PP	B212107	3	Screw	Screw	1	1.75 kg
BB23PPR	D212109	3	Screw	DIN rail	1	1.75 kg
BB24PP	C213143	4	Screw	Screw	1	2.35 kg
BB24PPR	R212627	4	Screw	DIN rail	1	2.35 kg
Indirect touch protection IP20						
BB21PPFS	C226713	1	Screw	Screw	3	0.84 kg
BB21PPRFS	R226726	1	Screw	DIN rail	3	0.84 kg
BB23PPFS	D226714	3	Screw	Screw	1	2.22 kg
BB23PPRFS	S226727	3	Screw	DIN rail	1	2.22 kg



BB31PP

NH Plastic bases Size 3 - 630A (power acceptance: 60W)

Catalog number	Item number	Number of poles/phases	Connection	Installation mode	Package	Weight
Type PP (clip contacts)						
BB31PP	W213643	1	Screw	Screw	3	0.72 kg
BB31PPR	X213644	1	Screw	DIN rail	3	0.72 kg
BB32PP	D214662	2	Screw	Screw	2	1.55 kg
BB32PPR	B214154	2	Screw	DIN rail	2	1.55 kg
BB33PP	H215172	3	Screw	Screw	1	2.36 kg
BB33PPR	F214664	3	Screw	DIN rail	1	2.36 kg
BB34PP	L215681	4	Screw	Screw	1	3.3 kg
BB34PPR	K215174	4	Screw	DIN rail	1	3.3 kg
Indirect touch protection IP20						
BB31PPFS	E226715	1	Screw	Screw	3	1.1 kg
BB31PPRFS	T226728	1	Screw	DIN rail	3	1.1 kg
BB33PPFS	F226716	3	Screw	Screw	1	2.22 kg
BB33PPRFS	V226729	3	Screw	DIN rail	1	2.22 kg

NH Fuse-Bases

PRODUCT RANGE

NH Plastic bases Size 4 type P (clip contacts) fuse bases - 1250A

Catalog number	Item number	Number of poles/phases	Connection	Installation mode	Package	Weight
BB41P	W223004	1	Screw	Screw	1	2.23 kg

NH Plastic bases for NH fuse-links with striker

Catalog number	Item number	Size	Rated current I _n	Number of poles/ phases	Connection	Installation mode	Package	Weight
For NH fuse-links with striker								
BB01PPMS	T216194	0	160 A	1	Screw	Screw / DIN rail	1	0.29 kg
BB11PPMS	Q216697	1	250 A	1	Screw	Screw / DIN rail	1	0.52 kg
BB21PPMS	D217215	2	400 A	1	Screw	Screw / DIN rail	1	0.61 kg
BB31PPMS	H218760	3	630 A	1	Screw	Screw / DIN rail	1	0.8 kg

ACCESSORIES



BB00TS

Cover/shrouds for cable termination

Catalog number	Item number	Design	Package	Weight
BB00TS	M222513	Size 00	6	14.4 g
BB0TS	K200822	Size 0	6	24.1 g
BB1TS	L201881	Size 1	6	51.6 g
BB2TS	Y211621	Size 2	6	53.3 g
BB3TS	X212655	Size 3	6	0.1 kg



BB00COV

Covers/protective covers for tags

Catalog number	Item number	Design	Package	Weight
BB00COV	G213170	Size 00	3	20 g
BB0COV	F214181	Size 0	3	28.3 g
BB1-2COV	K214691	Size 1-2	3	48.3 g
BB3COV	R215709	Size 3	3	58 g



BB00CL

Phase barriers

Catalog number	Item number	Design	Package	Weight
BB001BLOC	B233865	Size 00-3 poles	2	20 g
BB00CL	W212654	Size 00	2	18.7 g
BB0CL	Z213669	Size 0	2	20 g
BB1-2PPCL	J214690	Sizes 1 & 2	2	45 g
BB3PPCL	Q215708	Size 3	2	65 g

Varieties of cable termination

Catalog number	Item number	Design	Package	Weight
BORNEABF95	A218270	1 cable Size min. - max.: 10mm - 95mm	50	0.10 kg
BORNEABF150	N218788	1 cable Size min. - max.: 16mm - 150mm	30	0.17 kg
BORNEABF240	A219305	1 cable Size min. - max.: 50mm - 240mm	15	0.36 kg
BORNEABF50D	B219835	2 cables Size min. - max.: 6mm - 50mm	60	0.51 kg
BORNEABF95D	P222515	2 cables Size min. - max.: 10mm - 95mm	30	0.17 kg
BORNEABF150D	F223036	2 cables Size min. - max.: 25mm - 150mm	20	0.27 kg
BORNEABF240D	B201366	2 cables Size min. - max.: 95mm - 240mm	5	0.60 kg

Auxiliary Switches

Catalog number	Item number	Design	Rated current I _n	Package	Weight
MSBB01	X219279	Size 0	160 A	1	39 g
MSBB11	Y219809	Size 1	250 A	1	41 g
MSBB21	J222487	Size 2	400 A	1	41 g
MSBB31	B223009	Size 3	630 A	1	33 g



BBPAKO

Multipole assembly

Catalog number	Item number	Design	Package	Weight
BBPAK0	V216724	Size 0	2	7.5 g
BBPAK1-2	N217753	Size 1-2	2	20 g
BBPAK3	M218787	Size 3	2	27.5 g



08024.000000

NH Fuse Handle with arm protection

Catalog number	Item number	Size	Design	Package	Weight
08024.000000	X216105	00 to 4	with fire proof arm protection to DIN VDE 0636-2, DIN VDE 608-4	1	0.54 kg



NHHANDLE

NH Fuse Handle without arm protection

Catalog number	Item number	Size	Design	Package	Weight
NHHANDLE	P215592	00 to 4	without arm protection to DIN VDE 0636-2, DIN VDE 608-4	5/25	0.28 kg

NH Solid Links

PRODUCT RANGE



NH00DKNIFESGP



NH3DKNIFESGP

Solid links with insulated tags

Catalog number	Item number	Size	Rated current I _n	Package	Weight
NH00DKNIFESGP	W216058	000/00	160 A	12	0.07 kg
NH0DKNIFESGP	J217082	0	160 A	12	0.1 kg
NH1DKNIFESGP	Y218107	1	250 A	12	0.13 kg
NH2DKNIFESGP	E200656	2	400 A	6	0.21 kg
NH3DKNIFESGP	J201718	3	630 A	6	0.27 kg



NH00NEUTRAL



NH2NEUTRAL

Solid links with live tags

Catalog number	Item number	Size	Rated current I _n	Package	Weight
NH00NEUTRAL	Z218269	000/00	160 A	15	0.08 kg
NH0NEUTRAL	Z219304	0	160 A	15	0.1 kg
NH1NEUTRAL	A219834	1	250 A	9	0.15 kg
NH2NEUTRAL	N222514	2	400 A	6	0.23 kg
NH3NEUTRAL	E223035	3	630 A	6	0.27 kg
NH4NEUTRAL	L200823	4	1250 A	1	0.66 kg



33SZSM2

Special solid links

Catalog number	Item number	Size	Rated current I _n	Design	Package	Weight
33SZSM2	D1046342	3	1000 A	special solid link for MULTIVERT® size 3, 1000A, larger cross section, nickel plated copper	1	0.39 kg

Area with horizontal dotted lines for notes.

IEC NH FUSE SWITCH DISCONNECTORS





NH FUSE SWITCH DISCONNECTOR

110 - 129

MULTIBLOC® 000.ST8	110
MULTIBLOC® 000.RST8	110
MULTIBLOC® 00.ST8.....	111
MULTIBLOC® 00.ST9.....	114
MULTIBLOC® 00.RST9	116
MULTIBLOC® 1.ST8	119
MULTIBLOC® 1.RST8	122
MULTIBLOC® 2.ST8	124
MULTIBLOC® 2.RST8.....	125
MULTIBLOC® 3.ST8	127
MULTIBLOC® 4a.ST8.....	129



NH VERTICAL FUSE SWITCH DISCONNECTOR

130 - 169

MULTIVERT® 160A/60mm	130
MULTIVERT® 160A	132
MULTIVERT® 160A/185mm	138
MULTIVERT® 250A	143
MULTIVERT® 400A	149
MULTIVERT® 630A.....	156
MULTIVERT® 630A 4P (3P+N)	163
MULTIVERT® 800A, 1260A.....	164
MULTIVERT® 1260A, 1600A.....	165
MULTIVERT® 1000A.....	167
MULTIVERT® 630kVA/910A.....	168
MULTIVERT® 1250A	169
MULTIVERT® 1600A	169

MULTIVERT®
MULTIBLOC®

MULTIBLOC® 000.ST8

PRODUCT RANGE

Size 000, 100A, 690VAC, Design for Bottom Fitting, Triple Pole



C00ST601

MULTIBLOC® 000.ST8 size 000 100 A, 690VAC bottom fitting, triple pole

Catalog number	Item number	Poles	Cable termination components	Package	Weight
C00ST601	J1002118	3	6 frame clamps 1,5–50 mm ²	1 piece	0.46 kg

ACCESSORIES



C00SZAB

Cover shields

Catalog number	Item number	Design	Package	Weight
C00SZAB	Q1002170	cover shield 180 x 110 for 1switch	1 piece	27 g



C00SZDIN

Installation devices

Catalog number	Item number	Design	Package	Weight
C00SZDIN	Z1022970	adapter for installation on to DIN-rails in accordance with EN 50 022, 35 x 7,5 mm and 35 x 15 mm for 000.ST8 triple pole	1 piece	10 g



C00SZHID

Indication facilities

Catalog number	Item number	Design	Package	Weight
C00SZHID	R1022986	indicator for switch door position micro switch, 1 change-over contact 5 A, 250 V for MULTIBLOC® 000.ST8 1 set = 3 pieces	1 piece	60 g



C00SZLFA

Insulated bus bars

Catalog number	Item number	Design	Package	Weight
C00SZLFA	Q1022985	spare way cover for three poles of insulated bus bar	5 pieces	10 g

MULTIBLOC® 000.RST8

Size 000, 100A, 690VAC, Design for bus bar installation, Triple Pole



1.002.571

MULTIBLOC® 000.RST8 size 000 100 A, 690VAC bus bar installation, triple pole

Catalog number	Item number	Poles	Cable termination components	Package	Weight
1.002.571	L1002166	3	3 frame clamps 2,5-50 mm ² bottom terminal	1 piece	0.6 kg
1.002.572	L1023050	3	3 frame clamps 2,5-50 mm ² top terminal	1 piece	0.62 kg

MERSEN reserves the right to change, update or correct, without notice, any information contained in this datasheet.

MULTIBLOC® 000.RST8

ACCESSORIES

Size 000, 100A, 690VAC, Design for bus bar installation, Triple Pole



1.002.644

Cover/shrouds for cable termination

Catalog number	Item number	Design	Package	Weight
1.002.644	N1022983	cover for cable terminal connection, 1 set = 2 pieces	1 set	68 g



1.002.643

Indication facilities

Catalog number	Item number	Design	Package	Weight
1.002.643	T1022988	indicator for switch door position micro switch 1 change-over contact 5 A, 250 V for MULTIBLOC® 000.RST8 1 set = 3 pieces	1 piece	0.1 kg

MULTIVERT®
MULTIBLOC®

MULTIBLOC® 00.ST8

PRODUCT RANGE

Size 00 160A, 690VAC Bottom Fitting, 1-,2-,4-pole



1.000.053

MULTIBLOC® 00.ST8 size 00 160A, 690VAC bottom fitting, single pole

Catalog number	Item number	Poles	Cable termination components	Design	Package	Weight
1.000.053	F229292	1	2 M8 terminal screws	-	1 piece	0.32 kg
1.000.054	E1022998	1	2 clamp straps Cu 4–70 mm ²	-	1 piece	0.32 kg
1.000.114	F1022999	1	2 Al/Cu clamps 1,5–70 mm ² round stranded, 95 mm ² sectoral solid	-	1 piece	0.35 kg
1.001.817	G1023000	1	2 M8 terminal screws	for direct installation on to bus bars with M8 screw	1 piece	0.29 kg



1.001.817

MULTIBLOC® 00.ST8 size 00 160A, 690VAC bottom fitting, double pole

Catalog number	Item number	Poles	Cable termination components	Design	Package	Weight
1.000.139	G229293	2	3 M8 terminal screws	2 poles	1 piece	0.62 kg
1.004.453	E1062213	2	3 M8 terminal screws	with ready fitted special solid link as neutral conductor in pole 2 for leading and lagging switching (right side)	1 piece	0.62 kg
1.000.140	H1023001	2	4 clamp straps Cu 4 –70 mm ²	2 poles	1 piece	0.62 kg



1.000.139

MERSEN reserves the right to change, update or correct, without notice, any information contained in this datasheet.

MULTIBLOC® 00.ST8

PRODUCT RANGE

Size 00 160A, 690VAC Bottom Fitting, 1-,2-,4-pole



1.000.141



1.002.377

MULTIBLOC® 00.ST8 size 00 160A, 690VAC bottom fitting, quadruple pole

Catalog number	Item number	Poles	Cable termination components	Design	Package	Weight
1.000.141	J1023002	4	8 M8 terminal screws	pole 4 right side	1 piece	1.04 kg
1.000.142	K1023003	4	8 clamp straps Cu 4–70 mm ²	pole 4 right side	1 piece	1.04 kg
1.001.575	L1023004	4	8 M8 terminal screws	pole 4 left side	1 piece	1.04 kg
1.002.377	T1002127	4	8 M8 terminal screws	with ready fitted special solid link as neutral conductor in pole 4 for leading and lagging switching	1 piece	1.8 kg
1.003.141	N1023006	4	8 clamp straps Cu 4-70 mm ²	with ready fitted special solid link as neutral conductor in pole 4 for leading and lagging switching	1 piece	1.8 kg

ACCESSORIES



1.002.764

Cover shields

Catalog number	Item number	Design	Package	Weight
1.002.764	T1022965	cover shield for installation in distribution units size (width x height): 220 x 240 mm for one 00.ST8 quadruple pole	1 piece	93 g



1.000.149

Cover/shrouds for cable termination

Catalog number	Item number	Design	Package	Weight
1.000.149	V229282	cover for cable terminal connection for 00.ST8 single pole, 1 set = 2 pieces	1 set	21 g
1.000.148	W229283	cover for cable terminal connection for 00.ST9 triple pole, 1 set = 2 pieces	1 set	43 g



1.000.151



1.000.152

Installation devices

Catalog number	Item number	Design	Package	Weight
1.000.151	B229288	adapter for installation between DIN-rails in accordance with EN 60715, DIN-rail distance 125mm for 00.ST8 single pole	1 piece	80 g
1.000.152	C229289	adapter for installation between DIN-rails in accordance with EN 60715, DIN-rail distance 150mm for 00.ST8 single pole	1 piece	0.14 kg

MULTIBLOC® 00.ST8

ACCESSORIES

Size 00 160A, 690VAC Bottom Fitting, 1-,2-,4-pole



MZ00HD

Indication facilities

Catalog number	Item number	Design	Package	Weight
MZ00HD	V1022989	indicator for switch door position micro switch 1 "a" contact/ 1 "b" contact, 5 A, 250 V for MULTIBLOC® 00.ST8 1-, 2-, 4-pole	1 piece	90 g



1.000.155

Locking and sealing devices/cover sealing device

Catalog number	Item number	Design	Package	Weight
1.000.155	L229297	cover sealing device-installation set for 00.ST8 1-, 2-, 4-pole and 1.ST8/RST8	1 piece	10 g



1.000.150

Locking and sealing devices/locking device for window

Catalog number	Item number	Design	Package	Weight
1.000.150	K229296	locking device for window for 00.ST8 1-, 2-, 4-pole and 1./2.ST8/RST8 1 set = 3 pieces	1 set	20 g



00SZS

00SZESK

Varieties of cable termination

Catalog number	Item number	Design	Package	Weight
00SZS	M229298	M8 terminal screw for switch gear size 00 1 set = 3 pieces	1 set	35 g
00SZESK	E214594	clamp strap Cu 4–70 mm ² for switch gear size 00 1 set = 3 pieces	1 set	35 g
00SZA70	R211523	Al/Cu clamp 1,5–70 mm ² for switch gear size 00 1 set = 3 pieces	1 set	75 g
1.003.571	V1033684	Al/Cu clamp 50–95 mm ² round stranded for switch gear size 00 1 set = 3 pieces	1 set	88 g
1.003.433	L1022958	triple clamp per pole 1.5 up to 16 mm ² 1 set = 3 pieces	1 set	0.14 kg
00SZSV6	K1022957	V-shaped lug size 00, M8, for V-terminal clamp size 00 for switch gear size 00 with screw terminal supplementary set for V-terminal with V-terminal clamps 1 set = 3 pieces	1 set	0.13 kg



1.003.433

00SZSV6

Neutral conductor

Catalog number	Item number	Design	Package	Weight
00SZNS	A1023086	neutral conductor support for lateral installation either left or right side of MULTIBLOC® size 00 cable termination clamp strap Cu 4-70 mm ² round stranded/round solid	1 piece	83 g



00SZNS

MULTIBLOC® 00.ST9

PRODUCT RANGE

Size 00, 160A, 690VAC, Design for Bottom Fitting, Triple Pole

MULTIBLOC® 00.ST9 size 00 160A, 690VAC bottom fitting, triple pole



2.030.000



2.030.100



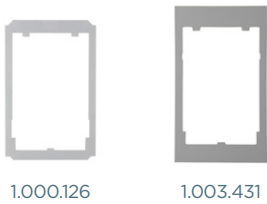
2.030.200

Catalog number	Item number	Poles	Cable termination components	Design	Package	Weight
2.030.000	P1023007	3	6 M8 terminal screws	-	1 piece	0.75 kg
2.030.100	V1023012	3	6 M8 terminal screws	with electronic fuse monitoring ESÜ installed (rated voltage = 525VAC)	1 piece	0.86 kg
2.030.200	C1023042	3	6 M8 terminal screws	with electro-mechanic fuse monitoring MZS installed (galvanic isolation)	1 piece	1.39 kg
2.030.300	D1023043	3	6 M8 terminal screws	fixed window to protect against unauthorized connection	1 piece	0.75 kg
2.031.000	E1023044	3	6 clamp straps Cu 4-70mm ²	-	1 piece	0.75 kg
2.031.300	F1023045	3	6 clamp straps Cu 4-70mm ²	fixed window to protect against unauthorized connection	1 piece	0.75 kg
2.032.000	G1023046	3	6 Al/Cu clamps 1,5-70 mm ² round stranded, 95 mm ² sectoral solid	-	1 piece	0.85 kg
2.033.000	H1023047	3	6 frame clamps Cu 2,5-70 mm ² factory assembled	-	1 piece	0.7 kg
2.034.000	J1023048	3	3 M8 terminal screws, 3 clamp straps Cu 4-70mm ²	-	1 piece	0.75 kg
2.035.000	K1023049	3	3 M8 terminal screws 3 Al/Cu clamps 1,5-70 mm ² round stranded, 95 mm ² sectoral solid	-	1 piece	0.75 kg

MULTIBLOC® 00.ST9

ACCESSORIES

Size 00, 160A, 690VAC, Design for Bottom Fitting, Triple Pole



1.000.126

1.003.431



1.002.874



1.000.127



1.000.128



1.000.148



1.000.153



1.000.154



1.000.852

Cover shields

Catalog number	Item number	Design	Package	Weight
1.000.126	Y229285	cover shield for installation in distribution units size (width x height): 123 x 190 mm for one 00.ST9/00.RST9	1 piece	22 g
1.003.431	N1022960	cover shield for installation in distribution units size (width x height): 123 x 210 mm for one 00.ST9/00.RST9	1 piece	30 g
1.002.874	S1022964	cover shield for installation in distribution units size (width x height): 231 x 210 mm for two 00.ST9/00.RST9	1 piece	57 g
1.000.127	Z229286	cover shield for installation in distribution units size (width x height): 231 x 190 mm for two 00.ST9/00.RST9	1 piece	46 g
1.000.128	A229287	cover shield for installation in distribution units size (width x height): 339 x 190 mm for three 00.ST9/00.RST9	1 piece	30 g
1.002.870	R1022963	cover shield for installation in distribution units size (width x height) 231 x 210 mm for one 00.ST9/00.RST9 + lateral spare way cover right side	1 piece	95 g

Cover/shrouds for cable termination

Catalog number	Item number	Design	Package	Weight
1.000.148	W229283	cover for cable terminal connection for 00.ST9 triple pole, 1 set = 2 pieces	1 set	43 g

Installation devices

Catalog number	Item number	Design	Package	Weight
1.000.153	C229887	adapter for installation between DIN-rails in accordance with EN 60715, DIN-rail distance 125mm for 00.ST9 triple pole	1 piece	0.24 kg
1.000.154	D229888	adapter for installation between DIN-rails in accordance with EN 60715, DIN-rail distance 150mm for 00.ST9 triple pole	1 piece	0.29 kg

Indication facilities

Catalog number	Item number	Design	Package	Weight
1.000.852	Q1002285	indicator for switch door position micro switch, 1 change-over contact 5 A, 250 V	1 piece	90 g

MULTIBLOC® 00.ST9

ACCESSORIES

Size 00, 160A, 690VAC, Design for Bottom Fitting, Triple Pole

Varieties of cable termination



00SZS

00SZESK



1.003.433



00SZSV6

Catalog number	Item number	Design	Package	Weight
00SZS	M229298	M8 terminal screw for switch gear size 00 1 set = 3 pieces	1 set	35 g
00SZESK	E214594	clamp strap Cu 4–70 mm ² for switch gear size 00 1 set = 3 pieces	1 set	35 g
00SZA70	R211523	Al/Cu clamp 1,5–70 mm ² for switch gear size 00 1 set = 3 pieces	1 set	75 g
1.003.571	V1033684	Al/Cu clamp 50 -95 mm ² round stranded for switch gear size 00 1 set = 3 pieces	1 set	88 g
1.003.433	L1022958	triple clamp per pole 1.5 up to 16 mm ² 1 set = 3 pieces	1 set	0.14 kg
00SZSV6	K1022957	V-shaped lug size 00, M8, for V-terminal clamp size 00 for switch gear size 00 with screw terminal supplementary set for V-terminal with V-terminal clamps 1 set = 3 pieces	1 set	0.13 kg

Neutral conductor



00SZNS

Catalog number	Item number	Design	Package	Weight
00SZNS	A1023086	neutral conductor support for lateral installation either left or right side of MULTIBLOC® size 00 cable termination clamp strap Cu 4-70 mm ² round stranded/round solid	1 piece	83 g

MULTIBLOC® 00.RST9

PRODUCT RANGE

Size 00, 160A, 690VAC, Design for bus bar installation, Triple Pole

MULTIBLOC® 00.RST9 size 00 160A, bus bar installation 40mm, triple pole



2.074.000

Catalog number	Item number	Poles	Bus bar installation	Cable termination components	Package	Weight
2.074.000	W1022990	3	40 mm clamping bar	3 M8 terminal screws 3 clamp straps 4-70 mm ²	1 piece	1.06 kg

MULTIBLOC® 00.RST9

PRODUCT RANGE

Size 00, 160A, 690VAC, Design for bus bar installation, Triple Pole

MULTIBLOC® 00.RST9 size 00 160A, bus bar installation 60mm, triple pole



3.084.000



3.083.000



3.084.300



3.083.300



3.084.100



3.084.200

Catalog number	Item number	Poles	Bus bar installation	Cable termination components	Design	Package	Weight
3.084.000	Z1022993	3	60 mm snap on	3 M8 terminal screws 3 clamp straps 4–70 mm ²	-	1 piece	0.93 kg
3.083.000	X1022991	3	60 mm snap on	3 frame clamps Cu 2,5-70 mm ² factory assembled	-	1 piece	0.88 kg
3.084.300	D1022997	3	60 mm snap on	3 M8 terminal screws 3 clamp straps 4–70 mm ²	fixed window to protect against unauthorized connection	1 piece	0.88 kg
3.083.300	Y1022992	3	60 mm snap on	3 frame clamps Cu 2,5-70 mm ² factory assembled	fixed window to protect against unauthorized connection	1 piece	0.88 kg
3.084.100	B1022995	3	60 mm snap on	3 M8 terminal screws 3 clamp straps 4–70 mm ²	with electronic fuse monitoring ESU installed (rated voltage = 525VAC)	1 piece	0.96 kg
3.084.200	C1022996	3	60 mm snap on	3 M8 terminal screws 3 clamp straps 4–70 mm ²	with electro-mechanic fuse monitoring MZS installed (galvanic isolation)	1 piece	1.46 kg

MULTIBLOC® 00.RST9

ACCESSORIES

Size 00, 160A, 690VAC, Design for bus bar installation, Triple Pole




1.000.126



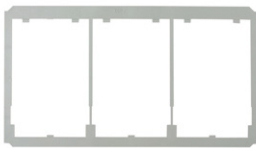
1.003.431



1.002.874



1.000.127



1.000.128



1.000.148



1.000.852



1.000.157

Cover shields

Catalog number	Item number	Design	Package	Weight
1.000.126	Y229285	cover shield for installation in distribution units size (width x height): 123 x 190 mm for one 00.ST9/00.RST9	1 piece	22 g
1.003.431	N1022960	cover shield for installation in distribution units size (width x height): 123 x 210 mm for one 00.ST9/00.RST9	1 piece	30 g
1.002.874	S1022964	cover shield for installation in distribution units size (width x height): 231 x 210 mm for two 00.ST9/00.RST9	1 piece	57 g
1.000.127	Z229286	cover shield for installation in distribution units size (width x height): 231 x 190 mm for two 00.ST9/00.RST9	1 piece	46 g
1.000.128	A229287	cover shield for installation in distribution units size (width x height): 339 x 190 mm for three 00.ST9/00.RST9	1 piece	30 g
1.002.870	R1022963	cover shield for installation in distribution units size (width x height) 231 x 210 mm for one 00.ST9/00.RST9 + lateral spare way cover right side	1 piece	95 g

Cover/shrouds for cable termination

Catalog number	Item number	Design	Package	Weight
1.000.148	W229283	cover for cable terminal connection for 00.ST9 triple pole, 1 set = 2 pieces	1 set	43 g
1.003.325	F1023114	bus bar touch protection for 00.RST9	1 piece	25 g

Indication facilities

Catalog number	Item number	Design	Package	Weight
1.000.852	Q1002285	indicator for switch door position micro switch, 1 change-over contact 5 A, 250 V	1 piece	90 g
1.000.157	S1022987	indicator for switch door position micro switch 1 "a" contact/ 1 "b" contact, 5 A, 250 V for MULTIBLOC® 00.RST9 for 40 mm bus bar system	1 piece	0.1 kg

MULTIBLOC® 00.RST9

ACCESSORIES

Size 00, 160A, 690VAC, Design for bus bar installation, Triple Pole

Varieties of cable termination



00SZS



00SZESK



1.003.433



00SZSV6

Catalog number	Item number	Design	Package	Weight
00SZS	M229298	M8 terminal screw for switch gear size 00 1 set = 3 pieces	1 set	35 g
00SZESK	E214594	clamp strap Cu 4–70 mm ² for switch gear size 00 1 set = 3 pieces	1 set	35 g
00SZA70	R211523	Al/Cu clamp 1,5–70 mm ² for switch gear size 00 1 set = 3 pieces	1 set	75 g
1.003.571	V1033684	Al/Cu clamp 50 -95 mm ² round stranded for switch gear size 00 1 set = 3 pieces	1 set	88 g
1.003.433	L1022958	triple clamp per pole 1.5 up to 16 mm ² 1 set = 3 pieces	1 set	0.14 kg
00SZSV6	K1022957	V-shaped lug size 00, M8, for V-terminal clamp size 00 for switch gear size 00 with screw terminal supplementary set for V-terminal with V-terminal clamps 1 set = 3 pieces	1 set	0.13 kg

MULTIVERT®
MULTIBLOC®

MULTIBLOC® 1.ST8

PRODUCT RANGE

Size 1, 250A, 690VAC, Design for Bottom Fitting, 1,-2,-3,-4-pole

MULTIBLOC® 1.ST8 size 1 250A, 690VAC bottom fitting, single pole



1.000.388

Catalog number	Item number	Poles	Cable termination components	Design	Package	Weight
1.000.388	Q229876	1	2 M10 terminal screws	-	1 piece	1 kg
1.001.818	S1023056	1	2 M10 terminal screws	for direct installation on to bus bars with M10 screws	1 piece	0.91 kg



1.001.818

MULTIBLOC® 1.ST8 size 1 250A, 690VAC bottom fitting, double pole



1.000.397

Catalog number	Item number	Poles	Cable termination components	Package	Weight
1.000.397	R229877	2	4 M10 terminal screws	1 piece	2.06 kg

MULTIBLOC® 1.ST8

PRODUCT RANGE

Size 1, 250A, 690VAC, Design for Bottom Fitting, 1-,2-,3-,4-pole



1.000.299



1.002.711

MULTIBLOC® 1.ST8 size 1 250A, 690VAC bottom fitting, triple pole

Catalog number	Item number	Poles	Cable termination components	Design	Package	Weight
1.000.299	S229878	3	6 M10 terminal screws	-	1 piece	2.42 kg
1.001.239	V1023058	3	3 clamp straps 70–150 mm ² 3 M10 terminal screws	-	1 piece	2.42 kg
1.002.562	W1023059	3	6 clamp straps 70-150 mm ²	-	1 piece	2.42 kg
1.002.711	X1023060	3	6 M10 terminal screws	with electronic fuse monitoring ESÜ installed (rated voltage=525VAC)	1 piece	2.64 kg
1.000.831	T1023057	3	6 M10 terminal screws	with electro-mechanic fuse monitoring MZS installed (galvanic isolation)	1 piece	3.13 kg



1.000.405

MULTIBLOC® 1.ST8 size 1 250A, 690VAC bottom fitting, quadruple pole

Catalog number	Item number	Poles	Cable termination components	Design	Package	Weight
1.000.405	Y1023061	4	8 M10 terminal screws	-	1 piece	3.4 kg
1.002.378	V1002128	4	8 M10 terminal screws	with ready fitted special solid link as neutral conductor in pole 4 for leading and lagging switching	1 piece	3.55 kg

ACCESSORIES



1.000.353



1.002.351

Cover shields

Catalog number	Item number	Design	Package	Weight
1.000.353	Z229884	cover shield for installation in distribution units size (width x height): 210 x 260 mm for one 1.ST8/1.RST8 triple pole	1 piece	68 g
1.002.351	X1022968	cover shield for installation in distribution units size (width x height): 230 x 283 mm for one 1.ST8/1.RST8 triple pole	1 piece	90 g

MULTIBLOC® 1.ST8

ACCESSORIES

Size 1, 250A, 690VAC, Design for Bottom Fitting, 1-,2-,3-,4-pole



1.000.354



1.003.402



1.002.592



1.002.501



1.000.383



1.000.384



1.000.402



1.000.403



1.000.852

Cover/shrouds for cable termination

Catalog number	Item number	Design	Package	Weight
1.000.354	W229881	cover for cable terminal connection for 1.ST8 single pole, 1 set = 2 pieces	1 set	0.19 kg
1.000.382	V229880	cover for cable terminal connection for 1.ST8 triple pole, 1 set = 2 pieces	1 set	0.29 kg
1.003.402	M1022982	cover for cable terminal connection for 1.ST8 quadruple pole	1 piece	0.13 kg
1.002.592	G1023437	bus bar touch protection for bus bar adapter size 1, 1 set = 2 pieces	1 set	0.20 kg

Adapter für installation on to bus bars with clamp terminal

Catalog number	Item number	Design	Package	Weight
1.002.501	C1023088	bus bar adapter size 1 with clamp terminal for MULTIBLOC® 1.ST8 triple pole for bus bar system 100 mm	1 piece	1.23 kg

Installation devices

Catalog number	Item number	Design	Package	Weight
1.000.383	E229291	adapter for installation on to DIN-rails in accordance with EN 60 715-150 mm for 1.ST8 triple pole	1 piece	3.1 kg
1.000.384	D229290	adapter for installation on to DIN-rails in accordance with EN 60 715-125 mm for 1.ST8 triple pole	1 piece	3.1 kg
1.000.402	A229885	adapter for installation on to DIN-rails in accordance with EN 60 715-125 mm for 1.ST8 single pole	1 piece	0.16 kg
1.000.403	B229886	adapter for installation on to DIN-rails in accordance with EN 60 715-150 mm for 1.ST8 single pole	1 piece	0.19 kg

Indication facilities

Catalog number	Item number	Design	Package	Weight
1.000.852	Q1002285	indicator for switch door position micro switch, 1 change-over contact 5 A, 250 V	1 piece	90 g

MERSEN reserves the right to change, update or correct, without notice, any information contained in this datasheet.

MULTIBLOC® 1.ST8

ACCESSORIES

Size 1, 250A, 690VAC, Design for Bottom Fitting, 1-,2-,3-,4-pole



1.000.155

Locking and sealing devices/cover sealing device

Catalog number	Item number	Design	Package	Weight
1.000.155	L229297	cover sealing device-installation set for 00.ST8 1-, 2-, 4-pole and 1.ST8/RST8	1 piece	10 g



1.000.150

Locking and sealing devices/locking device for window

Catalog number	Item number	Design	Package	Weight
1.000.150	K229296	locking device for window for 00.ST8 1-, 2-, 4-pole and 1./2.ST8/RST8 1 set = 3 pieces	1 set	20 g



1.000.420

Varieties of cable termination

Catalog number	Item number	Design	Package	Weight
1.000.420	E229889	clamp strap 70–150 mm ² for 1.ST8 1- 4-pole + 1.RST8, 1 set = 3 pieces	1 set	0.14 kg
1.001.830	J1023117	V-shaped lug size 1, M8, for V-terminal clamp size 1 for 1.ST8 1- to 4-pole + 1.RST8, supplementary set for V-terminal with use of V-clamps 1 set = 3 pieces	1 set	90 g



1.001.830

MULTIBLOC® 1.RST8

PRODUCT RANGE

Size 1, 250A, 690VAC, Design for bus bar installation, Triple Pole

MULTIBLOC® 1.RST8 size 1 250A, 690VAC bus bar installation, triple pole



1.000.323

Catalog number	Item number	Poles	Cable termination components	Design	Package	Weight
1.000.323	T229879	3	3 M10 terminal screws	-	1 piece	3.09 kg
1.001.294	Q1023054	3	3 clamp straps 70–150 mm ²	-	1 piece	3.06 kg
1.003.134	R1023055	3	3 M10 terminal screws	with electronic fuse monitoring ESÜ installed (rated voltage = 525VAC)	1 piece	3.14 kg
1.000.855	M1023051	3	3 M10 terminal screws	with electro-mechanic fuse monitoring MZS installed (galvanic isolation)	1 piece	3.8 kg
1.000.936	P1023053	3	6 M10 terminal screws	main incomer	1 piece	4.68 kg



1.000.855

MULTIBLOC® 1.RST8

ACCESSORIES

Size 1, 250A, 690VAC, Design for bus bar installation, Triple Pole



1.000.353



1.002.351

Cover shields

Catalog number	Item number	Design	Package	Weight
1.000.353	Z229884	cover shield for installation in distribution units size (width x height): 210 x 260 mm for one 1.ST8/1.RST8 triple pole	1 piece	68 g
1.002.351	X1022968	cover shield for installation in distribution units size (width x height): 230 x 283 mm for one 1.ST8/1.RST8 triple pole	1 piece	90 g



1.000.382

Cover/shrouds for cable termination

Catalog number	Item number	Design	Package	Weight
1.000.382	V229880	cover for cable terminal connection for 1.ST8 triple pole, 1 set = 2 pieces	1 set	0.29 kg
1.003.329	G1023115	bus bar touch protection for 1.RST8	1 piece	82 g



1.000.852

Indication facilities

Catalog number	Item number	Design	Package	Weight
1.000.852	Q1002285	indicator for switch door position micro switch, 1 change-over contact 5 A, 250 V	1 piece	90 g



1.000.155

Locking and sealing devices/cover sealing device

Catalog number	Item number	Design	Package	Weight
1.000.155	L229297	cover sealing device-installation set for 00.ST8 1-, 2-, 4-pole and 1.ST8/RST8	1 piece	10 g



1.000.150

Locking and sealing devices/locking device for window

Catalog number	Item number	Design	Package	Weight
1.000.150	K229296	locking device for window for 00.ST8 1-, 2-, 4-pole and 1./2.ST8/RST8 1 set = 3 pieces	1 set	20 g



1.000.420

Varieties of cable termination

Catalog number	Item number	Design	Package	Weight
1.000.420	E229889	clamp strap 70–150 mm ² for 1.ST8 1- 4-pole + 1.RST8, 1 set = 3 pieces	1 set	0.14 kg
1.001.830	J1023117	V-shaped lug size 1, M8, for V-terminal clamp size 1 for 1.ST8 1- to 4-pole + 1.RST8, supplementary set for V-terminal with use of V-clamps 1 set = 3 pieces	1 set	90 g



1.001.830

MULTIBLOC® 2.ST8

PRODUCT RANGE

Size 2, 400A, 690VAC, Design for Bottom Fitting, 3-,4-pole



1.000.504



1.002.712

MULTIBLOC® 2.ST8 size 2 400A, 690VAC bottom fitting, triple pole

Catalog number	Item number	Poles	Cable termination components	Design	Package	Weight
1.000.504	W1002129	3	6 M10 terminal screws	-	1 piece	3.5 kg
1.001.240	F1023068	3	3 clamp straps 120–240 mm ² 3 M10 terminal screws	-	1 piece	3.5 kg
1.002.563	G1023069	3	6 clamp straps 120–240 mm ²	-	1 piece	3.5 kg
1.002.712	H1023070	3	6 M10 terminal screws	with electronic fuse monitoring ESÜ installed (rated voltage=525VAC)	1 piece	3.6 kg
1.000.832	E1023067	3	6 M10 terminal screws	with electro-mechanic fuse monitoring MZS installed (galvanic isolation)	1 piece	4.25 kg



1.001.688

MULTIBLOC® 2.ST8 size 2 400A, 690VAC bottom fitting, quadruple pole

Catalog number	Item number	Poles	Cable termination components	Design	Package	Weight
1.001.688	J1023071	4	8 M10 terminal screws	-	1 piece	5.04 kg
1.002.379	Y1002131	4	8 M10 terminal screws	with ready fitted special solid link as neutral conductor in pole 4 for leading and lagging switching	1 piece	5.26 kg

ACCESSORIES



1.000.863

Cover shields

Catalog number	Item number	Design	Package	Weight
1.000.863	V1002174	cover shield for installation in distribution units size (width x height): 230 x 300 mm for one 2.ST8/2.RST8 triple pole	1 piece	0.10 kg
1.002.352	Y1022969	cover shield for installation in distribution units size (width x height): 234 x 310 mm for one 2.ST8/2.RST8 triple pole	1 piece	0.11 kg



1.003.255

Cover/shrouds for cable termination

Catalog number	Item number	Design	Package	Weight
1.003.255	K1022980	cover for cable terminal connection for 2.ST8 quadruple pole	1 piece	0.16 kg
1.000.861	N1002168	cover for cable terminal connection for 2.ST8 triple pole, 1 set = 2 pieces	1 set	0.31 kg
1.002.593	J1023439	bus bar touch protection for bus bar adapter size 2, 1 set = 2 pieces	1 set	0.26 kg



1.002.593

MERSEN reserves the right to change, update or correct, without notice, any information contained in this datasheet.

MULTIBLOC® 2.ST8

ACCESSORIES

Size 2, 400A, 690VAC, Design for Bottom Fitting, 3-,4-pole



1.002.502

Adapter für installation on to bus bars with clamp terminal

Catalog number	Item number	Design	Package	Weight
1.002.502	C1023111	bus bar adapter size 2 with clamp terminal for MULTIBLOC® 2.ST8 triple pole for bus bar system 100 mm	1 piece	1.25 kg



1.000.852

Indication facilities

Catalog number	Item number	Design	Package	Weight
1.000.852	Q1002285	indicator for switch door position micro switch, 1 change-over contact 5 A, 250 V	1 piece	90 g



1.000.150


Locking and sealing devices/locking device for window

Catalog number	Item number	Design	Package	Weight
1.000.150	K229296	locking device for window for 00.ST8 1-, 2-, 4-pole and 1./2.ST8/RST8 1 set = 3 pieces	1 set	20 g



1.001.237

13SZAV6



13SZAD6

Varieties of cable termination

Catalog number	Item number	Design	Package	Weight
1.001.237	B1002180	clamp strap size 2 120–240 mm ² , 1 set = 3 pieces	1 set	0.26 kg
13SZAV6	K1023118	V-terminal size 1,2,3; M12, for V-terminal clamps size 1,2,3 for MULTIBLOC® size 2 supplementary set for V-terminal with use of V-clamps 1 set = 3 pieces	1 set	0.27 kg
13SZAD6	A1022971	M12 terminal lugs for M12 double terminal for MULTIBLOC® size 2 and 3 1 set = 3 pieces	1 set	0.26 kg

MULTIBLOC® 2.RST8

PRODUCT RANGE

Size 2, 400A, 690VAC, Design for bus bar installation, Triple Pole

MULTIBLOC® 2.RST8 size 2 400A, 690VAC bus bar installation, triple pole



1.003.135

Catalog number	Item number	Poles	Cable termination components	Design	Package	Weight
1.000.704	M1002167	3	3 M10 terminal screws	-	1 piece	4.77 kg
1.001.295	C1023065	3	3 clamp straps 120–240 mm ²	-	1 piece	4.61 kg
1.003.135	D1023066	3	3 M10 terminal screws	with electronic fuse monitoring ESÜ installed (rated voltage = 525VAC)	1 piece	4.6 kg
1.000.856	Z1023062	3	3 M10 terminal screws	with electro-mechanic fuse monitoring MZS installed (galvanic isolation)	1 piece	5.28 kg
1.001.028	A1023063	3	6 M10 terminal screws	main incomer	1 piece	5.74 kg

MERSEN reserves the right to change, update or correct, without notice, any information contained in this datasheet.

MULTIBLOC® 2.RST8

ACCESSORIES

Size 2, 400A, 690VAC, Design for bus bar installation, Triple Pole



1.000.863

Cover shields

Catalog number	Item number	Design	Package	Weight
1.000.863	V1002174	cover shield for installation in distribution units size (width x height): 230 x 300 mm for one 2.ST8/2.RST8 triple pole	1 piece	0.10 kg
1.002.352	Y1022969	cover shield for installation in distribution units size (width x height): 234 x 310 mm for one 2.ST8/2.RST8 triple pole	1 piece	0.11 kg



1.003.347

Cover/shrouds for cable termination

Catalog number	Item number	Design	Package	Weight
1.000.861	N1002168	cover for cable terminal connection for 2.ST8 triple pole, 1 set = 2 pieces	1 set	0.31 kg
1.003.347	H1023116	bus bar touch protection for 2.RST8	1 piece	97 g



1.000.852

Indication facilities

Catalog number	Item number	Design	Package	Weight
1.000.852	Q1002285	indicator for switch door position micro switch, 1 change-over contact 5 A, 250 V	1 piece	90 g



1.000.150

Locking and sealing devices/locking device for window


Catalog number	Item number	Design	Package	Weight
1.000.150	K229296	locking device for window for 00.ST8 1-, 2-, 4-pole and 1./2.ST8/RST8 1 set = 3 pieces	1 set	20 g



1.001.237



13SZAV6



13SZAD6

Varieties of cable termination

Catalog number	Item number	Design	Package	Weight
1.001.237	B1002180	clamp strap size 2 120–240 mm ² , 1 set = 3 pieces	1 set	0.26 kg
13SZAV6	K1023118	V-terminal size 1,2,3; M12, for V-terminal clamps size 1,2,3 for MULTIBLOC® size 2 supplementary set for V-terminal with use of V-clamps 1 set = 3 pieces	1 set	0.27 kg
13SZAD6	A1022971	M12 terminal lugs for M12 double terminal for MULTIBLOC® size 2 and 3 1 set = 3 pieces	1 set	0.26 kg

MULTIBLOC® 3.ST8

PRODUCT RANGE

Size 3, 630A, 690VAC, Design for Bottom Fitting, 3-,4-pole

MULTIBLOC® 3.ST8 size 3 630A, 690VAC bottom fitting, triple pole



1.001.125



1.002.713

Catalog number	Item number	Poles	Cable termination components	Design	Package	Weight
1.001.125	C1002135	3	6 M12 terminal screws	-	1 piece	4.94 kg
1.001.241	L1023073	3	3 clamp straps 150–300 mm ² 3 M12 terminal screws	-	1 piece	5.13 kg
1.002.713	M1023074	3	6 M12 terminal screws	with electronic fuse monitoring ESÜ installed (rated voltage=525VAC)	1 piece	5.5 kg
1.001.150	K1023072	3	6 M12 terminal screws	with electro-mechanic fuse monitoring MZS installed (galvanic isolation)	1 piece	5.74 kg




1.001.904

MULTIBLOC® 3.ST8 size 3 630A, 690VAC bottom fitting, quadruple pole

Catalog number	Item number	Poles	Cable termination components	Design	Package	Weight
1.001.904	N1023075	4	8 M12 terminal screws	-	1 piece	7.44 kg
1.002.661	P1023076	4	8 M12 terminal screws	with ready fitted special solid link as neutral conductor in pole 4 for leading and lagging switching	1 piece	7.71 kg

ACCESSORIES



1.002.353

Cover shields

Catalog number	Item number	Design	Package	Weight
1.002.353	W1002175	cover shield for installation in distribution units size (width x height): 287 x 330 mm for one 3.ST8 triple pole	1 piece	0.13 kg



1.000.893

Cover/shrouds for cable termination

Catalog number	Item number	Design	Package	Weight
1.000.893	P1002169	cover for cable terminal connection for 3.ST8 triple pole, 1 set = 2 pieces	1 set	0.50 kg
1.003.319	L1022981	cover for cable terminal connection for 3.ST8 quadruple pole	1 piece	0.25 kg



1.003.319

MERSEN reserves the right to change, update or correct, without notice, any information contained in this datasheet.

MULTIBLOC® 3.ST8

ACCESSORIES

Size 3, 630A, 690VAC, Design for Bottom Fitting, 3-,4-pole



1.002.490

Adapter für installation on to bus bars with clamp terminal

Catalog number	Item number	Design	Package	Weight
1.002.490	D1023112	bus bar adapter size 3 with clamp terminal for MULTIBLOC® 3.ST8 triple pole for bus bar system 60 mm	1 piece	1.17 kg
1.002.503	E1023113	bus bar adapter size 3 with clamp terminal for MULTIBLOC® 3.ST8 triple pole for bus bar system 100 mm	1 piece	1.28 kg



1.000.852

Indication facilities

Catalog number	Item number	Design	Package	Weight
1.000.852	Q1002285	indicator for switch door position micro switch, 1 change-over contact 5 A, 250 V	1 piece	90 g



1.001.238

Varieties of cable termination

Catalog number	Item number	Design	Package	Weight
1.001.238	C1002181	clamp strap size 3 150–300 mm ² , 1 set = 3 pieces	1 set	0.32 kg
13SZAD6	A1022971	M12 terminal lugs for M12 double terminal for MULTIBLOC® size 2 and 3 1 set = 3 pieces	1 set	0.26 kg

MULTIBLOC® 4a.ST8

PRODUCT RANGE

Size 4a, 400VAC, 1250A, Design for Bottom Fitting, 1-, 3-pole



1.000.083

MULTIBLOC® 4a.ST8 size 4a 1250A, 400VAC bottom fitting, single pole

Catalog number	Item number	Poles	Cable termination components	Package	Weight
1.000.083	T1023080	1	M16 terminal screws	1 piece	4.1 kg



1.000.089

MULTIBLOC® 4a.ST8 size 4a 1250A, 400VAC bottom fitting, triple pole

Catalog number	Item number	Poles	Cable termination components	Design	Package	Weight
1.000.089	V1023081	3	M16 terminal screws	single pole switching	1 piece	12.5 kg
1.000.090	W1023082	3	M16 terminal screws	triple pole switching	1 piece	12.5 kg

MULTIBLOC® 4a.ST8

Size 4a, 690VAC, 1600A, 690VAC, Design for Bottom Fitting, 1-, 3-pole



1.000.084

MULTIBLOC® 4a.ST8 size 4a 1600A, 690VAC bottom fitting, single pole

Catalog number	Item number	Poles	Cable termination components	Package	Weight
1.000.084	X1023083	1	2xM12 terminal screws	1 piece	5 kg



1.000.091

MULTIBLOC® 4a.ST8 size 4a 1600A, 690VAC bottom fitting, triple pole

Catalog number	Item number	Poles	Cable termination components	Design	Package	Weight
1.000.091	Y1023084	3	2xM12 terminal screws	single pole switching	1 piece	13.7 kg
1.000.092	Z1023085	3	2xM12 terminal screws	triple pole switching	1 piece	13.9 kg

MULTIVERT® 160A/60mm

PRODUCT RANGE

Size 00, 690VAC, Triple Pole Switching

MULTIVERT® 160 A size 00 60 mm bus bar system 1 x triple pole switching



1.000.909

Catalog number	Item number	Cable termination components	Design	Package	Weight
1.000.909	E1002183	3 M8 terminal screws/3 clamp straps 4-70 mm ²	bottom terminal with cover shroud MZ00KH	1 piece	1.45 kg
1.002.489	Z1023154	3 frame clamps Cu 2,5-70 mm ²	bottom terminal with cover shroud MZ00KH	1 piece	1.3 kg
1.003.140	A1023155	3 M8 terminal screws/3 clamp straps 4-70 mm ²	bottom terminal MULTIVERT® 1.000.909 with cabling of instrument leads	1 piece	1.5 kg
1.003.307	C1023157	3 M8 terminal screws/3 clamp straps 4-70 mm ²	top terminal with cover shroud MZ00KH	1 piece	1.5 kg
1.003.308	D1023158	3 M8 terminal screws/3 clamp straps 4-70 mm ²	top terminal MULTIVERT® 1.003.307 with cabling of instrument leads	1 piece	1.5 kg
1.003.309	E1023159	3 frame clamps Cu 2,5-70 mm ²	top terminal with cover shroud MZ00KH	1 piece	1.3 kg

ACCESSORIES



MZ00KH



MZ00KA

Cover/shrouds for cable termination

Catalog number	Item number	Design	Package	Weight
MZ00KH	F1023298	cover shroud length 106 mm for MULTIVERT®/BSL 160 A	1 piece	20 g
MZ00KA	L1023464	extended cover shroud for cover shroud MZ00KH	1 piece	40 g
1.000.915	H1023300	cover shroud for MULTIVERT®/BSL 160 A with V-terminal	1 piece	50 g



MZAW

Covers/level & system adjustment covers

Catalog number	Item number	Design	Package	Weight
MZ00AAD	X214081	2 piece adjustment, with integrated area for labeling to adapt to MULTIVERT® for 185 mm bus bar system	1 set	0.1 kg
MZAW	D218687	support angle for support of cover plate 1 set = 4 pieces	1 set	27 g

MULTIVERT® 160A/60mm

Size 00, 690VAC, Triple Pole Switching

ACCESSORIES



1.002.939



1.000.852

Indication facilities

Catalog number	Item number	Design	Package	Weight
1.002.939	Y1023452	electronic fuse monitoring ESÜ size 00 for MULTIVERT® 160 A with cabling of instrument leads (rated voltage 525VAC)	1 piece	0.66 kg
MZ00ESM	D228761	Electronic System Monitor ESM size 00 for MULTIVERT® 160 A with cabling of instrument leads	1 piece	0.35 kg
1.000.852	Q1002285	indicator for switch door position micro switch, 1 change-over contact 5 A, 250 V	1 piece	90 g



1.000.107



1.000.101

Amperemeter units

Catalog number	Item number	Design	Package	Weight
1.000.106	R1023285	size 00, 100 A, with drag indicator, triple pole measurement (optional L1, L2, L3)	1 piece	0.34 kg
1.000.107	S1023286	size 00, 150 A, with drag indicator, triple pole measurement (optional L1, L2, L3)	1 piece	0.34 kg
1.000.100	K1023279	size 00, 100 A, with drag indicator, single pole measurement	1 piece	0.34 kg
1.000.101	L1023280	size 00, 150 A, with drag indicator, single pole measurement	1 piece	0.34 kg



MZ00BT2

Labelling facilities

Catalog number	Item number	Design	Package	Weight
MZ00BT2	K215611	label holder size 00	1 piece	10 g



00SZS



00SZESK

Varieties of cable termination

Catalog number	Item number	Design	Package	Weight
00SZS	M229298	M8 terminal screw for switch gear size 00 1 set = 3 pieces	1 set	35 g
00SZESK	E214594	clamp strap Cu 4–70 mm ² for switch gear size 00 1 set = 3 pieces	1 set	35 g
00SZA70	R211523	Al/Cu clamp 1,5–70 mm ² for switch gear size 00 1 set = 3 pieces	1 set	75 g
1.003.571	V1033684	Al/Cu clamp 50–95 mm ² round stranded for switch gear size 00 1 set = 3 pieces	1 set	88 g
1.003.433	L1022958	triple clamp per pole 1.5 up to 16 mm ² 1 set = 3 pieces	1 set	0.14 kg
00SZVK1	D1023434	V-terminal clamp size 00, 10–70 mm ² round stranded, 35–95 mm ² single stranded, 50–95 mm ² single solid, M = 12 Nm	30	0.4 kg
1.000.098	E1023435	insulation cap for V-terminal clamp size 00	12/120	2 g



1.003.433



00SZVK1



1.000.098

MULTIVERT® 160A

PRODUCT RANGE

Size 00, 690VAC, Triple Pole Switching



1.000.900 1.000.903



1.000.905

MULTIVERT® 160 A size 00 100 mm bus bar system 1 x triple pole switching

Catalog number	Item number	Cable termination components	Design	Package	Weight
1.000.900	F1002184	3 M8 terminal screws	with cover shroud MZ00KH	1 piece	1.12 kg
1.000.901	X1023129	3 clamp straps Cu 4-70 mm ²	with cover shroud MZ00KH	1 piece	1.12 kg
1.000.902	Z1023131	3 Al/Cu clamps 1,5-70 mm ²	with cover shroud MZ00KH	1 piece	1.12 kg
1.000.903	A1023132	with V-terminal for V-terminal clamps size 00	with cover shroud 1.000.915	1 piece	1.12 kg
1.000.904	B1023133	3 frame clamps Cu 2,5-70 mm ²	with cover shroud MZ00KH	1 piece	1.1 kg
1.000.905	G1002185	3 M8 terminal screws	MULTIVERT® 1.000.900 with cabling of instrument leads	1 piece	1.47 kg
1.000.906	C1023134	3 clamp straps Cu 4-70 mm ²	MULTIVERT® 1.000.901 with cabling of instrument leads	1 piece	1.47 kg
1.000.907	D1023135	3 Al/Cu clamps 1,5-70 mm ²	MULTIVERT® 1.000.902 with cabling of instrument leads	1 piece	1.47 kg
1.000.908	E1023136	with V-terminal for V-terminal clamps size 00	MULTIVERT® 1.000.903 with cabling of instrument leads	1 piece	1.47 kg
1.002.437	Y1023130	3 frame clamps Cu 2,5-70 mm ²	MULTIVERT® 1.000.904 with cabling of instrument leads	1 piece	1.18 kg



1.001.339

MULTIVERT® 160 A size 00 185 mm bus bar system 1 x triple pole switching

Catalog number	Item number	Cable termination components	Design	Package	Weight
1.001.339	Y1023153	3 M8 terminal screws	including adjustment cover art.no. MZ00AAD and adapter 1.001.298	1 piece	1.8 kg

ACCESSORIES



MZ00KH



MZ00KA

Cover/shrouds for cable termination

Catalog number	Item number	Design	Package	Weight
MZ00KH	F1023298	cover shroud length 106 mm for MULTIVERT®/BSL 160 A	1 piece	20 g
MZ00KA	L1023464	extended cover shroud for cover shroud MZ00KH	1 piece	40 g
1.000.915	H1023300	cover shroud for MULTIVERT®/BSL 160 A with V-terminal	1 piece	50 g

MULTIVERT® 160A

Size 00, 690VAC, Triple Pole Switching

ACCESSORIES



MZAW

Covers/level & system adjustment covers

Catalog number	Item number	Design	Package	Weight
MZ00AAD	X214081	2 piece adjustment, with integrated area for labeling to adapt to MULTIVERT® for 185 mm bus bar system	1 set	0.1 kg
MZAW	D218687	support angle for support of cover plate 1 set = 4 pieces	1 set	27 g



MZ00LPAP

MZ01LPAP

1.002.493

Covers/spare way covers

Catalog number	Item number	Design	Application	Package	Weight
MZ00LPAP	B1023409	spare way cover without level adjustment width 50 mm, length 320 mm for single adapter MZ00ESA and double adapter MZ00DSA including fixing material	bus bar system 100 mm	1 piece	50 g
MZ01LPAP	C1023410	spare way cover without level adjustment width 50 mm, length 500 mm including fixing material	bus bar system 185 mm	1 piece	60 g
1.002.493	N1002283	spare way cover width 50 mm, length 630 mm for covering of open installation spaces in distribution units with central cover	bus bar system 185 mm	1 piece	0.14 kg
1.002.830	E1023412	spare way cover width 50 mm, length 630 mm with level adjustment 123 mm for bus bar installation, set = cover + fixing set (2 distance pieces, 2 screw rivets)	bus bar system 185 mm	1 set	0.20 kg



1.002.830



OOSZRK3



1.002.646

Installation devices/bus bar installation

Catalog number	Item number	Design	Package	Weight
OOSZRK3	K215105	hooked clamp size 00, M = 5 Nm 1 set = 3 pieces	1 set	0.10 kg
1.002.646	W1023450	M10 insert nut, size 00 1 set = 30 pieces	1 set	0.12 kg

MULTIVERT® MULTIBLOC®

MERSEN reserves the right to change, update or correct, without notice, any information contained in this datasheet.

MULTIVERT® 160A

Size 00, 690VAC, Triple Pole Switching

ACCESSORIES



1.001.289 1.001.298

Adapter für installation on to bus bars with clamp terminal

Catalog number	Item number	Design	Application	Package	Weight
1.001.289	C1023295	single adapter 100/185 mm with increased touch protection to obtain uniform profile in height for combined installation with MULTIVERT 250 A, 400 A, 630 A	MULTIVERT® 160 A/100 mm 1x3-pole	1 piece	0.56 kg
1.001.298	Y1023291	double adapter 100/185 mm with increased touch protection to obtain uniform profile in height for combined installation with MULTIVERT 250 A, 400 A, 630 A	MULTIVERT® 160 A/100 mm 1x3-pole	1 piece	0.8 kg



MZ00DSA MZ00ESA MZ00ESAECO

Adapter für installation on to bus bars with screw terminal

Catalog number	Item number	Design	Application	Package	Weight
MZ00DSA	C217145	double adapter 100/185 mm with increased touch protection to obtain uniform profile in height for combined installation with MULTIVERT®/BSL 250 A, 400 A, 630 A	MULTIVERT® 160 A/100 mm 1x3-pole	1 piece	0.71 kg
MZ00ESA	Q216628	single adapter 100/185 mm with increased touch protection to obtain uniform profile in height for combined installation with MULTIVERT®/BSL 250 A, 400 A, 630 A	MULTIVERT® 160 A/100 mm 1x3-pole	1 piece	0.51 kg
MZ00ESAECO	D1023296	Single adapter 100/185 mm to obtain uniform profile in height for combined installation with MULTIVERT®/BSL 250 A, 400 A, 630 A	MULTIVERT® 160 A/100 mm 1x3-pole	1 piece	0.19 kg



1.002.939



1.000.852

Indication facilities

Catalog number	Item number	Design	Package	Weight
1.002.939	Y1023452	electronic fuse monitoring ESÜ size 00 for MULTIVERT® 160 A with cabling of instrument leads (rated voltage 525VAC)	1 piece	0.66 kg
MZ00ESM	D228761	Electronic System Monitor ESM size 00 for MULTIVERT® 160 A with cabling of instrument leads	1 piece	0.35 kg
1.000.852	Q1002285	indicator for switch door position micro switch, 1 change-over contact 5 A, 250 V	1 piece	90 g

MERSEN reserves the right to change, update or correct, without notice, any information contained in this datasheet.

MULTIVERT® 160A

Size 00, 690VAC, Triple Pole Switching

ACCESSORIES



1.000.107



1.000.101

Amperemeter units

Catalog number	Item number	Design	Package	Weight
1.000.106	R1023285	size 00, 100 A, with drag indicator, triple pole measurement (optional L1, L2, L3)	1 piece	0.34 kg
1.000.107	S1023286	size 00, 150 A, with drag indicator, triple pole measurement (optional L1, L2, L3)	1 piece	0.34 kg
1.000.100	K1023279	size 00, 100 A, with drag indicator, single pole measurement	1 piece	0.34 kg
1.000.101	L1023280	size 00, 150 A, with drag indicator, single pole measurement	1 piece	0.34 kg

1.000.119 +
1.000.1231.000.120 +
1.000.124

Current transformers in combination with adapter


Catalog number	Item number	Design	Package	Weight
1.000.121	F1024609	current transformer for adapter for single pole measurement up to 100/5A, class 1 set = 1 piece current transformer + 3 pieces distance tubes art. no. 1.000.125 for level adjustment, 1 piece installed, 2 pieces additionally packed	1 set	0.51 kg
1.000.123	H1024611	current transformer for adapter for single pole measurement up to 150/5A, class 1 set = 1 piece current transformer + 3 pieces distance tubes art. no. 1.000.125 for level adjustment, 1 piece installed, 2 pieces additionally packed	1 set	0.52 kg
1.000.122	G1024610	current transformer for adapter for triple pole measurement up to 100/5A, class 1 set = 3 pieces current transformer with distance tubes art.no. 1.000.125 for level adjustment 3 pieces installed	1 set	0.78 kg
1.000.124	J1024612	current transformer for adapter for triple pole measurement up to 150/5A, class 1 set = 3 pieces current transformer with distance tubes art.no. 1.000.125 for level adjustment 3 pieces installed	1 set	0.81 kg
1.000.125	V1024599	distance tube for adapter for level adjustment supplementary set for neighbouring MULTIVERT® without measurement to obtain uniform profile in height 1 set = 3 pieces	1 set	0.37 kg
1.000.117	R1023446	single adapter 100/185 mm for circuit transformer	1 piece	0.34 kg
1.000.119	A1023293	double adapter 100/185 mm for circuit transformer	1 piece	0.58 kg
1.000.120	B1023294	double adapter 185/185 mm for circuit transformer	1 piece	0.56 kg

MULTIVERT®
MULTIBLOC®

MULTIVERT® 160A

Size 00, 690VAC, Triple Pole Switching

ACCESSORIES



MZ003SW100



SZ1SW150



MZ00PR150

Current transformers/external current transformers

Catalog number	Item number	Design	Package	Weight
MZ001SW100	C1024606	current transformer up to 100 A for single pole measurement between bus bar and MULTIVERT® set = 1 piece current transformer + 3 pieces distance tubes for level adjustment, 1 piece installed in the current transformer, 2 pieces additionally packed	1 set	0.55 kg
MZ001SW150	E1024608	current transformer up to 150 A for single pole measurement between bus bar and MULTIVERT® set = 1 piece current transformer + 3 pieces distance tubes for level adjustment, 1 piece installed in the current transformer, 2 pieces additionally packed	1 set	0.55 kg
MZ003SW100	B1024605	current transformer up to 100/5A for triple pole measurement between bus bar and MULTIVERT®, class 1 set = 3 pieces current transformer with distance tubes for level adjustment, 3 pieces installed in the current transformer	1 set	1.84 kg
MZ003SW150	D1024607	current transformer up to 150/5A for triple pole measurement between bus bar and MULTIVERT®, class 1 set = 3 pieces current transformer with distance tubes for level adjustment, 3 pieces installed in the current transformer	1 set	1.85 kg
SZ1SW100	H1024565	current transformer up to 100/5A for single pole measurement between bus bars, class 1 (incoming and outgoing bar)	1 piece	0.32 kg
SZ1SW150	J1024566	current transformer up to 150/5A for single pole measurement between bus bars, class 1 (incoming and outgoing bar)	1 piece	0.33 kg
MZ00PR150	R1024596	distance tube for level adjustment, up to 150/5A, supplementary set for neighbouring MULTIVERT® without measurement to obtain uniform profile in height 1 set = 3 pieces	1 set	0.4 kg

Labelling facilities



MZ00BT2

Catalog number	Item number	Design	Package	Weight
MZ00BT2	K215611	label holder size 00	1 piece	10 g

MULTIVERT® 160A

ACCESSORIES

Size 00, 690VAC, Triple Pole Switching

Varieties of cable termination



00SZS

00SZESK



1.003.433



00SZVK1



1.000.098

Catalog number	Item number	Design	Package	Weight
00SZS	M229298	M8 terminal screw for switch gear size 00 1 set = 3 pieces	1 set	35 g
00SZESK	E214594	clamp strap Cu 4–70 mm ² for switch gear size 00 1 set = 3 pieces	1 set	35 g
00SZA70	R211523	Al/Cu clamp 1,5–70 mm ² for switch gear size 00 1 set = 3 pieces	1 set	75 g
1.003.571	V1033684	Al/Cu clamp 50–95 mm ² round stranded for switch gear size 00 1 set = 3 pieces	1 set	88 g
1.003.433	L1022958	triple clamp per pole 1.5 up to 16 mm ² 1 set = 3 pieces	1 set	140 g
00SZVK1	D1023434	V-terminal clamp size 00, 10–70 mm ² round stranded, 10–95 mm ² round solid, 35–95 mm ² single stranded, 50–95 mm ² single solid, M = 12 Nm	30	400 g
1.000.098	E1023435	insulation cap for V-terminal clamp size 00	12/120	2 g

MULTIVERT®
MULTIBLOC®

MULTIVERT® 160A/185mm

PRODUCT RANGE

Size 00, 690VAC, single pole switching

MULTIVERT® 160 A size 00 185 mm 3 x single pole switching



M01N0G 1.001.725

Catalog number	Item number	Cable termination components	Design	Package	Weight
M01N0G	Y228756	3 M8 terminal screws	with cover shroud MZ00KH	1 piece	1.9 kg
M01S0G	X1023152	3 clamp straps Cu 4-70 mm ²	with cover shroud MZ00KH	1 piece	1.9 kg
M01A0G	Q1023146	3 Al/Cu clamps 1,5-70 mm ²	with cover shroud MZ00KH	1 piece	1.9 kg
1.000.910	G1023138	with V-terminal for V-terminal clamps size 00	with cover shroud 1.000.915	1 piece	1.9 kg
1.001.725	M1023143	V-terminal with 3 V-terminal clamps size 00	with cover shroud 1.000.915	1 piece	1.1 kg
M01N0E11G	R1023147	3 M8 terminal screws	MULTIVERT® M01N0G with cabling of instrument leads	1 piece	2.25 kg
M01S0E11G	W1023151	3 clamp straps Cu 4-70 mm ²	MULTIVERT® M01S0G with cabling of instrument leads	1 piece	2.25 kg
M01A0E11G	P1023145	3 Al/Cu clamps 1,5-70 mm ²	MULTIVERT® M01A0G with cabling of instrument leads	1 piece	2.25 kg
1.000.911	L1023142	with V-terminal for V-terminal clamps size 00	MULTIVERT® 1.000.910 with cabling of instrument leads	1 piece	2.25 kg



M01N0E11G



1.002.939

MULTIVERT® 160A/185mm

Size 00, 690VAC, single pole switching

ACCESSORIES



MZ00KH



MZ00KA



MZ00KAD

Cover/shrouds for cable termination

Catalog number	Item number	Design	Package	Weight
MZ00KH	F1023298	cover shroud length 106 mm for MULTIVERT®/BSL 160 A	1 piece	20 g
MZ00KA	L1023464	extended cover shroud for cover shroud MZ00KH	1 piece	40 g
1.000.915	H1023300	cover shroud for MULTIVERT®/BSL 160 A with V-terminal	1 piece	50 g
MZ00KAD	G1023299	cover shroud length 156 mm for MULTIVERT®/BSL 160 A	1 piece	60 g



MZ01AS



MZAW

Covers/level & system adjustment covers

Catalog number	Item number	Design	Package	Weight
MZ01AS	F228763	adjustment to adapt to MULTIVERT® 250 A, 400 A, 630 A (top terminal)	1 piece	10 g
MZAW	D218687	support angle for support of cover plate 1 set = 4 pieces	1 set	27 g



MZ01LPAP



1.002.493



1.002.830

Covers/spare way covers

Catalog number	Item number	Design	Application	Package	Weight
MZ01LPAP	C1023410	spare way cover without level adjustment width 50 mm, length 500 mm including fixing material	bus bar system 185 mm	1 piece	60 g
1.002.493	N1002283	spare way cover width 50 mm, length 630 mm for covering of open installation spaces in distribution units with central cover	bus bar system 185 mm	1 piece	140 g
1.002.830	E1023412	spare way cover width 50 mm, length 630 mm with level adjustment 123 mm for bus bar installation, set = cover + fixing set (2 distance pieces, 2 screw rivets)	bus bar system 185 mm	1 set	200 g



00SZRK3



1.002.646

Installation devices/bus bar installation

Catalog number	Item number	Design	Package	Weight
00SZRK3	K215105	hooked clamp size 00, M = 5 Nm 1 set = 3 pieces	1 set	100 g
1.002.646	W1023450	M10 insert nut, size 00 1 set = 30 pieces	1 set	120 g

MULTIVERT® 160A/185mm
Size 00, 690VAC, single pole switching

ACCESSORIES



1.001.300

Adapter für installation on to bus bars with clamp terminal

Catalog number	Item number	Design	Application	Package	Weight
1.001.300	Z1023292	double adapter 185/185 mm with increased touch protection to obtain uniform profile in height for combined installation with MULTIVERT 250 A, 400 A, 630 A	MULTIVERT® 160 A/185 mm 3x1-pole	1 piece	0.75 kg



MZ01DSA MZ01ESA


Adapter für installation on to bus bars with screw terminal

Catalog number	Item number	Design	Application	Package	Weight
MZ01DSA	G228764	double adapter 185/185 mm with increased touch protection to obtain uniform profile in height for combined installation with MULTIVERT®/BSL 250 A, 400 A, 630 A	MULTIVERT® 160 A/185 mm 1x3-pole	1 piece	0.7 kg
MZ01ESA	H228765	single adapter 185/185 mm (for installation of MULTIVERT®/BSL with screws M8) to obtain uniform profile in height for combined installation with MULTIVERT®/BSL 250 A, 400 A, 630 A	MULTIVERT® 160 A/185 mm 1x3-pole	1 piece	0.39 kg

Indication facilities



1.002.939



3 x MZHD

Catalog number	Item number	Design	Package	Weight
1.002.939	Y1023452	electronic fuse monitoring ESÚ size 00 for MULTIVERT® 160 A with cabling of instrument leads (rated voltage 525VAC)	1 piece	0.66 kg
MZ00ESM	D228761	Electronic System Monitor ESM size 00 for MULTIVERT® 160 A with cabling of instrument leads	1 piece	0.35 kg
MZHD	M1023442	indicator for switch door position 1 "a" contact/ 1 "b" contact, 5 A, 250 V for MULTIVERT® 160 A/bus bar system 185 mm 3 x single pole switching	1 piece	0.01 kg

MULTIVERT® 160A/185mm

Size 00, 690VAC, single pole switching

ACCESSORIES



1.000.107



1.000.101

Amperemeter units

Catalog number	Item number	Design	Package	Weight
1.000.106	R1023285	size 00, 100 A, with drag indicator, triple pole measurement (optional L1, L2, L3)	1 piece	0.34 kg
1.000.107	S1023286	size 00, 150 A, with drag indicator, triple pole measurement (optional L1, L2, L3)	1 piece	0.34 kg
1.000.100	K1023279	size 00, 100 A, with drag indicator, single pole measurement	1 piece	0.34 kg
1.000.101	L1023280	size 00, 150 A, with drag indicator, single pole measurement	1 piece	0.34 kg

1.000.119 +
1.000.1231.000.120 +
1.000.124


Current transformers in combination with adapter

Catalog number	Item number	Design	Package	Weight
1.000.121	F1024609	current transformer for adapter for single pole measurement up to 100/5A, class 1 set = 1 piece current transformer + 3 pieces distance tubes art. no. 1.000.125 for level adjustment, 1 piece installed, 2 pieces additionally packed	1 set	0.51 kg
1.000.123	H1024611	current transformer for adapter for single pole measurement up to 150/5A, class 1 set = 1 piece current transformer + 3 pieces distance tubes art. no. 1.000.125 for level adjustment, 1 piece installed, 2 pieces additionally packed	1 set	0.52 kg
1.000.122	G1024610	current transformer for adapter for triple pole measurement up to 100/5A, class 1 set = 3 pieces current transformer with distance tubes art.no. 1.000.125 for level adjustment 3 pieces installed	1 set	0.78 kg
1.000.124	J1024612	current transformer for adapter for triple pole measurement up to 150/5A, class 1 set = 3 pieces current transformer with distance tubes art.no. 1.000.125 for level adjustment 3 pieces installed	1 set	0.81 kg
1.000.125	V1024599	distance tube for adapter for level adjustment supplementary set for neighbouring MULTIVERT® without measurement to obtain uniform profile in height 1 set = 3 pieces	1 set	0.37 kg
1.000.117	R1023446	single adapter 100/185 mm for circuit transformer	1 piece	0.34 kg
1.000.119	A1023293	double adapter 100/185 mm for circuit transformer	1 piece	0.58 kg
1.000.120	B1023294	double adapter 185/185 mm for circuit transformer	1 piece	0.56 kg

MULTIVERT®
MULTIBLOC®

MULTIVERT® 160A/185mm
Size 00, 690VAC, single pole switching

ACCESSORIES



MZ003SW100



SZ1SW150



MZ00PR150

Current transformers/external current transformers

Catalog number	Item number	Design	Package	Weight
MZ001SW100	C1024606	current transformer up to 100 A for single pole measurement between bus bar and MULTIVERT® set = 1 piece current transformer + 3 pieces distance tubes for level adjustment, 1 piece installed in the current transformer, 2 pieces additionally packed	1 set	0.55 kg
MZ001SW150	E1024608	current transformer up to 150 A for single pole measurement between bus bar and MULTIVERT® set = 1 piece current transformer + 3 pieces distance tubes for level adjustment, 1 piece installed in the current transformer, 2 pieces additionally packed	1 set	0.55 kg
MZ003SW100	B1024605	current transformer up to 100/5A for triple pole measurement between bus bar and MULTIVERT®, class 1 set = 3 pieces current transformer with distance tubes for level adjustment, 3 pieces installed in the current transformer	1 set	1.84 kg
MZ003SW150	D1024607	current transformer up to 150/5A for triple pole measurement between bus bar and MULTIVERT®, class 1 set = 3 pieces current transformer with distance tubes for level adjustment, 3 pieces installed in the current transformer	1 set	1.85 kg
SZ1SW100	H1024565	current transformer up to 100/5A for single pole measurement between bus bars, class 1 (incoming and outgoing bar)	1 piece	0.32 kg
SZ1SW150	J1024566	current transformer up to 150/5A for single pole measurement between bus bars, class 1 (incoming and outgoing bar)	1 piece	0.33 kg
MZ00PR150	R1024596	distance tube for level adjustment, up to 150/5A, supplementary set for neighbouring MULTIVERT® without measurement to obtain uniform profile in height 1 set = 3 pieces	1 set	0.4 kg

Labelling facilities



MZ00BT2

Catalog number	Item number	Design	Package	Weight
MZ00BT2	K215611	label holder size 00	1 piece	10 g

NH VERTICAL FUSE SWITCH DISCONNECTOR

MULTIVERT® 160A/185mm
Size 00, 690VAC, single pole switching

ACCESSORIES

Varieties of cable termination



00SZS

00SZESK



1.003.433



00SZVK1



1.000.098

Catalog number	Item number	Design	Package	Weight
00SZS	M229298	M8 terminal screw for switch gear size 00 1 set = 3 pieces	1 set	35 g
00SZESK	E214594	clamp strap Cu 4–70 mm ² for switch gear size 00 1 set = 3 pieces	1 set	35 g
00SZA70	R211523	Al/Cu clamp 1,5–70 mm ² for switch gear size 00 1 set = 3 pieces	1 set	75 g
1.003.571	V1033684	Al/Cu clamp 50–95 mm ² round stranded for switch gear size 00 1 set = 3 pieces	1 set	88 g
1.003.433	L1022958	triple clamp per pole 1.5 up to 16 mm ² 1 set = 3 pieces	1 set	140 g
00SZVK1	D1023434	V-terminal clamp size 00, 10–70 mm ² round stranded, 10–95 mm ² round solid, 35–95 mm ² single stranded, 50–95 mm ² single solid, M = 12 Nm	30	400 g
1.000.098	E1023435	insulation cap for V-terminal clamp size 00	12/120	2 g

MULTIVERT®
MULTIBLOC®

MULTIVERT® 250A
Size 1, 690VAC

PRODUCT RANGE

MULTIVERT® 250 A size 1 185 mm 3 x single pole switching



1.100.000

Catalog number	Item number	Cable termination components	Design	Package	Weight
1.100.000	H1002186	3 M10 bolts	-	1 piece	4.52 kg
1.110.000	J1023163	3 M10 insert nuts	-	1 piece	4.46 kg
1.120.000	K1023164	V-terminal for V-terminal clamps size 1,2,3	-	1 piece	4.38 kg
1.120.900	Q1023169	V-terminal, 2 terminals per phase for V-terminal clamps size 1,2,3	-	1 piece	5.5 kg
1.100.083	N1023167	3 M10 bolts	MULTIVERT® 1.100.000 with integrated C.T. 250/5A, 3,75 VA, class 1 for single pole measurement (ready fitted in pole 1)	1 piece	4.6 kg
1.100.062	L1023165	3 M10 bolts	MULTIVERT® 1.100.000 with integrated C.T. 250/5A, 3,75 VA, class 0,5; calibrated, for single pole measurement (ready fitted in pole 1)	1 piece	4.6 kg
1.100.093	P1023168	3 M10 bolts	MULTIVERT® 1.100.000 with integrated C.T. 250/5A, 3,50 VA, class 1 for triple pole measurement	1 piece	5.3 kg
1.100.072	M1023166	3 M10 bolts	MULTIVERT® 1.100.000 with integrated C.T. 250/5A, 3,50 VA, class 0,5; calibrated, for triple pole measurement	1 piece	4.6 kg

MERSEN reserves the right to change, update or correct, without notice, any information contained in this datasheet.

MULTIVERT® 250A

Size 1, 690VAC

PRODUCT RANGE



1.150.000 1.170.000

MULTIVERT® 250 A size 1 185 mm 1 x triple pole switching

Catalog number	Item number	Cable termination components	Design	Package	Weight
1.150.000	L1002189	3 M10 bolts	-	1 piece	4.67 kg
1.160.000	S1023171	3 M10 insert nuts	-	1 piece	4.63 kg
1.170.000	H1023185	V-terminal for V-terminal clamps size 1,2,3	-	1 piece	4.55 kg
1.170.600	K1023187	V-terminal with 3 terminal clamps size 1,2,3	-	1 piece	4.6 kg
1.170.900	M1023189	V-terminal, 2 terminals per phase for V-terminal clamps size 1,2,3	-	1 piece	5.8 kg
1.150.100	P1002192	3 M10 bolts	MULTIVERT® 1.150.000 with cabling of instrument leads for indication facilities	1 piece	5.1 kg
1.150.083	R1023193	3 M10 bolts	MULTIVERT® 1.150.000 with integrated C.T. 250/5A, 3,75 VA, class 1 for single pole measurement (ready fitted in pole 1)	1 piece	4.8 kg
1.150.062	N1023190	3 M10 bolts	MULTIVERT® 1.150.000 with integrated C.T. 250/5A, 3,75 VA, class 0,5; calibrated, for single pole measurement (ready fitted in pole 1)	1 piece	4.8 kg
1.150.091	S1023194	3 M10 bolts	MULTIVERT® 1.150.000 with integrated C.T. 100/5A, 2,00 VA, class 1 for triple pole measurement	1 piece	5.4 kg
1.150.093	T1023195	3 M10 bolts	MULTIVERT® 1.150.000 with integrated C.T. 250/5A, 3,50 VA, class 1 for triple pole measurement	1 piece	5.4 kg
1.150.072	P1023191	3 M10 bolts	MULTIVERT® 1.150.000 with integrated C.T. 250/5A, 3,50 VA, class 0,5; calibrated, for triple pole measurement	1 piece	4.8 kg

MULTIVERT® 250A

Size 1, 690VAC

ACCESSORIES



1.002.095



1.002.458



MZKAB



MZKHO



MZKAB1



MZVHB



MZKHV



1.001.510



MZAW

Cover/shrouds for cable termination

Catalog number	Item number	Design	Application	Package	Weight
1.002.095	J1002279	cover shroud for extended cover length 70 mm	bottom terminal	1 piece	0.12 kg
1.002.458	N1023305	cover shroud for multiple termination length 205,5mm	bottom terminal	1 piece	0.16 kg
MZKAB	J1023301	cover shroud for clamp terminal connection in feeder pillars length 138,5 mm	top terminal	1 piece	0.10 kg
MZKHO	G217655	cover shroud for cable terminal connections with cable lugs on switchboards with central cover length 190 mm	top terminal	1 piece	0.13 kg
MZKAB1	K1023302	cover shroud for special (high) clamp terminal connection in feeder pillars length 138,5 mm	top terminal	1 piece	0.12 kg
MZVHB	L1023303	extended cover shroud length 257 mm	top terminal	1 piece	0.23 kg
MZKHV	A1002202	cover shroud for installation in distribution units with central cover (height of supporting edge reduced by 16 mm) length 145 mm	top terminal	1 piece	0.09 kg

Covers/level & system adjustment covers

Catalog number	Item number	Design	Package	Weight
1.001.510	K1002280	cover shield to support central cover 1 set = 2 pieces	1 set	0.15 kg
MZAW	D218687	support angle for support of cover plate 1 set = 4 pieces	1 set	0.03 kg

MERSEN reserves the right to change, update or correct, without notice, any information contained in this datasheet.

MULTIVERT® 250A

Size 1, 690VAC

ACCESSORIES



MZ01LPAP MZLPAP 1.002.493



1.002.492 1.002.830 1.002.829

Covers/spare way covers

Catalog number	Item number	Design	Application	Package	Weight
MZ01LPAP	C1023410	spare way cover without level adjustment width 50 mm, length 500 mm including fixing material	bus bar system 185 mm	1 piece	0.06 kg
MZLPAP	D1023411	spare way cover width 100 mm, length 612 mm including 2 pieces M12 fixing screws (distance of fixing holes 185 mm)	bus bar system 185 mm	1 piece	0.12 kg
1.002.493	N1002283	spare way cover width 50 mm, length 630 mm for covering of open installation spaces in distribution units with central cover	bus bar system 185 mm	1 piece	0.14 kg
1.002.492	M1002282	spare way cover width 100 mm, length 630 mm for covering of open installation spaces in distribution units with central cover	bus bar system 185 mm	1 piece	0.20 kg
1.002.830	E1023412	spare way cover width 50 mm, length 630 mm with level adjustment 123 mm for bus bar installation, set = cover + fixing set (2 distance pieces, 2 screw rivets)	bus bar system 185 mm	1 set	0.20 kg
1.002.829	F1023413	spare way cover width 100 mm, length 630 mm with level adjustment 123 mm for bus bar installation set = cover + fixing set (2 distance pieces, 2 screw rivets)	bus bar system 185 mm	1 set	0.27 kg



1.002.647



1.000.192

Installation devices/bus bar installation

Catalog number	Item number	Design	Package	Weight
1.002.647	S1023447	M10 insert nut, size 1 1 set = 30 pieces	1 set	0.19 kg
1.000.192	P1002284	hooked clamp size 1, 2, 3, M = 15–20 Nm hexagon socket connection (inbus) for MULTIVERT®/BSL with top or bottom terminal 1 set = 3 pieces	1 set	0.47 kg

MERSEN reserves the right to change, update or correct, without notice, any information contained in this datasheet.

MULTIVERT® 250A
Size 1, 690VAC

ACCESSORIES



1.002.940



1.000.829



1.000.852



1.000.102

Indication facilities

Catalog number	Item number	Design	Package	Weight
1.002.940	Z1023453	electronic fuse monitoring ESÜ size 1,2,3 for MULTIVERT® 250 A, 400 A, 630 A with cabling of instrument leads (rated voltage 525VAC)	1 piece	0.85 kg
MZESM	J228766	Electronic System Monitor ESM size 1,2,3 for MULTIVERT® 250 A, 400 A, 630 A with cabling of instrument leads	1 piece	0.10 kg
1.000.829	L1023418	electro-mechanical fuse monitoring (galvanic isolation) MZS size 1,2,3 for MULTIVERT® 250 A, 400 A, 630 A with cabling of instrument leads	1 piece	0.31 kg
1.000.852	Q1002285	indicator for switch door position micro switch, 1 change-over contact 5 A, 250 V	1 piece	90 g

Amperemeter units

Catalog number	Item number	Design	Package	Weight
1.000.102	M1023281	size 1, 2, 3, 250 A, with drag indicator, single pole measurement	1 piece	83 g
1.000.108	T1023287	size 1, 2, 3, 250 A, with drag indicator, triple pole measurement (optional L1, L2, L3)	1 piece	83 g



MZPR600

Current transformers/external current transformers

Catalog number	Item number	Design	Package	Weight
MZ1SW250	K1024567	current transformer up to 250/5A for single pole measurement, class 1 set = 1 piece current transformer + 3 pieces distance tubes for level adjustment, 1 piece installed in the current transformer, 2 pieces additionally packed	1 set	0.88 kg
MZ3SW250	M1024569	current transformer up to 250/5A for triple pole measurement, class 1 set = 3 pieces current transformer with distance tubes for level adjustment, 3 pieces installed in the current transformer	1 set	1.38 kg
SZ1SW250	L1024568	current transformer up to 250/5A, class 1, for single pole measurement	1 piece	0.43 kg
MZPR600	S1024597	distance tube for level adjustment, up to 600/5A, supplementary set for neighbouring MULTIVERT® without measurement to obtain uniform profile in height 1 set = 3 pieces	1 set	0.62 kg



MZBT

Labelling facilities

Catalog number	Item number	Design	Package	Weight
MZBT	B222181	label holder size 1, 2, 3	1 piece	30 g

MULTIVERT® 250A

Size 1, 690VAC

ACCESSORIES



1.002.909



1.002.910



22SZVK42



1.000.099



1.003.286



1.001.667



1.003.377



1.002.255

Varieties of cable termination

Catalog number	Item number	Design	Package	Weight
1.002.909	K1024613	V-terminal clamp size 1,2,3, 95-240 mm ² single solid, 70-240 mm ² single stranded, 50-185 mm ² round stranded, 70-240 mm ² round solid, M = 23 -27 Nm 1 set = 3 pieces	1 set	0.24 kg
1.002.910	L1024614	V-terminal clamp size 1,2,3, 95-300 mm ² single solid, 70-240 mm ² single stranded, 50-185 mm ² round stranded, 70-240 mm ² round solid, M = 23 -27 Nm 1 set = 3 pieces	1 set	0.26 kg
22SZVK42	Q1024618	V-terminal clamp size 1,2,3 for 2 conductors 50-240 mm ² single solid, 50-185 mm ² single stranded, 50-185 mm ² round stranded, 70-240 mm ² round solid M = 23-27 Nm	1 piece	0.17 kg
1.000.099	E1023436	insulation cap for V-terminal clamp size 1,2,3	1 piece	0.01 kg
1.003.286	Q1024595	supplementary set for V-terminal size 1,2,3 set = 3 pieces V-clamps, cover shroud and labels for size 1, 2 and 3	1 set	0.23 kg
1.001.667	F1023275	adapter for double terminal L3	1 piece	0.25 kg
1.003.377	Y1024579	supplementary set for multiple termination, top terminal 2 cable lugs Cu/Al: up to max. 300 mm ² round stranded, sectoral stranded, 3 cable lugs Cu: up to max. 150 mm ² round stranded, sectoral stranded, M = 32-38 Nm	1 set	1.74 kg
1.002.255	B1024582	supplementary set for multiple termination, bottom terminal 2 cable lugs Cu/Al: up to max. 300 mm ² round stranded, sectoral stranded, 3 cable lugs Cu: up to max. 150 mm ² round stranded, sectoral stranded, M = 32-38 Nm	1 set	1.68 kg

MERSEN reserves the right to change, update or correct, without notice, any information contained in this datasheet.

MULTIVERT® 400A

Size 2, 690VAC

PRODUCT RANGE

MULTIVERT® 400 A size 2 185 mm 3 x single pole switching



1.200.000 1.220.000

Catalog number	Item number	Cable termination components	Design	Package	Weight
1.200.000	J1002187	3 M12 bolts	-	1 piece	4.6 kg
1.210.000	Z1023200	3 M12 insert nuts	-	1 piece	4.52 kg
1.220.000	A1023201	V-terminal for V-terminal clamps size 1,2,3	-	1 piece	4.38 kg
1.220.900	B1023202	V-terminal, 2 terminals per phase for V-terminal clamps size 1,2,3	-	1 piece	5.45 kg
1.200.100	Y1023199	3 M12 bolts	MULTIVERT® 1.200.000 with cabling of instrument leads for indication facilities	1 piece	5.1 kg
1.200.084	E1023205	3 M12 bolts	MULTIVERT® 1.200.000 with integrated C.T. 400/5A, 3,75 VA, class 1 for single pole measurement (ready fitted in pole 1)	1 piece	4.7 kg
1.200.064	C1023203	3 M12 bolts	MULTIVERT® 1.200.000 with integrated C.T. 400/5A, 3,75 VA, class 0,5; calibrated, for single pole measurement (ready fitted in pole 1)	1 piece	4.7 kg
1.200.094	F1023206	3 M12 bolts	MULTIVERT® 1.200.000 with integrated C.T. 400/5A, 3,75 VA, class 1 for triple pole measurement	1 piece	5.4 kg
1.200.074	D1023204	3 M12 bolts	MULTIVERT® 1.200.000 with integrated C.T. 400/5A, 3,75 VA, class 0,5; calibrated, for triple pole measurement	1 piece	4.7 kg
1.230.000	T1023218	M12 bus bar terminal	MULTIVERT® with lateral bus bar terminals bus bar coupler switch cable terminal connection to right or left side possible	1 piece	4.46 kg

MULTIVERT® 400A
Size 2, 690VAC

PRODUCT RANGE

MULTIVERT® 400 A size 2 185 mm 1 x triple pole switching



1.250.000 1.270.000

1.270.094
rear

Catalog number	Item number	Cable termination components	Design	Package	Weight
1.250.000	M1002190	3 M12 bolts	-	1 piece	4.76 kg
1.260.000	G1023207	3 M12 insert nuts	-	1 piece	4.68 kg
1.270.000	H1023208	V-terminal for V-terminal clamps size 1,2,3	-	1 piece	4.78 kg
1.270.600	K1023210	V-terminal + 3 V-terminal clamps size 1,2,3	-	1 piece	4.7 kg
1.270.900	L1023211	V-terminal, 2 terminals per phase for V-terminal clamps size 1,2,3	-	1 piece	6.08 kg
1.250.100	X1002199	3 M12 bolts	MULTIVERT® 1.250.000 with cabling of instrument leads for indication facilities	1 piece	5.2 kg
1.270.100	J1023209	V-terminal for V-terminal clamps size 1,2,3	MULTIVERT® 1.270.000 with cabling of instrument leads for indication facilities	1 piece	5.1 kg
1.250.084	P1023214	3 M12 bolts	MULTIVERT® 1.250.000 with integrated C.T. 400/5A, 3,75 VA, class 1 for single pole measurement (ready fitted in pole 1)	1 piece	4.9 kg
1.250.064	M1023212	3 M12 bolts	MULTIVERT® 1.250.000 with integrated C.T. 400/5A, 3,75 VA, class 0,5; calibrated, for single pole measurement (ready fitted in pole 1)	1 piece	4.9 kg
1.250.094	Q1023215	3 M12 bolts	MULTIVERT® 1.250.000 with integrated C.T. 400/5A, 3,75 VA, class 1 for triple pole measurement	1 piece	5.6 kg
1.250.074	N1023213	3 M12 bolts	MULTIVERT® 1.250.000 with integrated C.T. 400/5A, 3,75 VA, class 0,5; calibrated, for triple pole measurement	1 piece	4.9 kg
1.270.094	S1023217	V-terminal for V-terminal clamps size 1,2,3	MULTIVERT® 1.270.000 with integrated C.T. 400/5A, 3,75 VA, class 1 for triple pole measurement	1 piece	5.41 kg
1.270.074	R1023216	V-terminal for V-terminal clamps size 1,2,3	MULTIVERT® 1.270.000 with integrated C.T. 400/5A, 3,75 VA, class 0,5; calibrated, for triple pole measurement	1 piece	4.9 kg
1.280.000	V1023219	M12 bus bar terminal	MULTIVERT® with lateral bus bar terminals bus bar coupler switch cable terminal connection to right or left side possible	1 piece	4.53 kg

MULTIVERT® 400A
Size 2, 690VAC

ACCESSORIES



1.002.095



1.002.458



MZKAB



MZKHO



MZKAB1



MZVHB



MZKHV



1.001.510



MZAW

Cover/shrouds for cable termination

Catalog number	Item number	Design	Application	Package	Weight
1.002.095	J1002279	cover shroud for extended cover length 70 mm	bottom terminal	1 piece	0.12 kg
1.002.458	N1023305	cover shroud for multiple termination length 205,5mm	bottom terminal	1 piece	0.16 kg
MZKAB	J1023301	cover shroud for clamp terminal connection in feeder pillars length 138,5 mm	top terminal	1 piece	0.10 kg
MZKHO	G217655	cover shroud for cable terminal connections with cable lugs on switchboards with central cover length 190 mm	top terminal	1 piece	0.13 kg
MZKAB1	K1023302	cover shroud for special (high) clamp terminal connection in feeder pillars length 138,5 mm	top terminal	1 piece	0.12 kg
MZVHB	L1023303	extended cover shroud length 257 mm	top terminal	1 piece	0.23 kg
MZKHV	A1002202	cover shroud for installation in distribution units with central cover (height of supporting edge reduced by 16 mm) length 145 mm	top terminal	1 piece	0.09 kg

Covers/level & system adjustment covers

Catalog number	Item number	Design	Package	Weight
1.001.510	K1002280	cover shield to support central cover 1 set = 2 pieces	1 set	0.15 kg
MZAW	D218687	support angle for support of cover plate 1 set = 4 pieces	1 set	0.03 kg

MULTIVERT® 400A
Size 2, 690VAC

ACCESSORIES



MZO1LPAP MZLPAP 1.002.493



1.002.492 1.002.830 1.002.829



1.002.648



1.000.192

Covers/spare way covers

Catalog number	Item number	Design	Application	Package	Weight
MZO1LPAP	C1023410	spare way cover without level adjustment width 50 mm, length 500 mm including fixing material	bus bar system 185 mm	1 piece	60 g
MZLPAP	D1023411	spare way cover width 100 mm, length 612 mm including 2 pieces M12 fixing screws (distance of fixing holes 185 mm)	bus bar system 185 mm	1 piece	0.56 kg
1.002.493	N1002283	spare way cover width 50 mm, length 630 mm for covering of open installation spaces in distribution units with central cover	bus bar system 185 mm	1 piece	0.14 kg
1.002.492	M1002282	spare way cover width 100 mm, length 630 mm for covering of open installation spaces in distribution units with central cover	bus bar system 185 mm	1 piece	0.20 kg
1.002.830	E1023412	spare way cover width 50 mm, length 630 mm with level adjustment 123 mm for bus bar installation, set = cover + fixing set (2 distance pieces, 2 screw rivets)	bus bar system 185 mm	1 set	0.20 kg
1.002.829	F1023413	spare way cover width 100 mm, length 630 mm with level adjustment 123 mm for bus bar installation set = cover + fixing set (2 distance pieces, 2 screw rivets)	bus bar system 185 mm	1 set	0.27 kg

Installation devices/bus bar installation

Catalog number	Item number	Design	Package	Weight
1.002.648	T1023448	M12 insert nut, size 2 and 3 1 set = 30 pieces	1 set	0.28 kg
1.000.192	P1002284	hooked clamp size 1, 2, 3, M = 15–20 Nm hexagon socket connection (inbus) for MULTIVERT®/BSL with top or bottom terminal 1 set = 3 pieces	1 set	0.47 kg

MULTIVERT® 400A

Size 2, 690VAC

ACCESSORIES



1.002.940



MZESM



1.000.829



1.000.852

Indication facilities

Catalog number	Item number	Design	Package	Weight
1.002.940	Z1023453	electronic fuse monitoring ESÜ size 1,2,3 for MULTIVERT® 250 A, 400 A, 630 A with cabling of instrument leads (rated voltage 525VAC)	1 piece	0.85 kg
MZESM	J228766	Electronic System Monitor ESM size 1,2,3 for MULTIVERT® 250 A, 400 A, 630 A with cabling of instrument leads	1 piece	0.10 kg
1.000.829	L1023418	electro-mechanical fuse monitoring (galvanic isolation) MZS size 1,2,3 for MULTIVERT® 250 A, 400 A, 630 A with cabling of instrument leads	1 piece	0.31 kg
1.000.852	Q1002285	indicator for switch door position micro switch, 1 change-over contact 5 A, 250 V	1 piece	90 g



1.000.102



1.000.103



1.000.109

Amperemeter units

Catalog number	Item number	Design	Package	Weight
1.000.102	M1023281	size 1, 2, 3, 250 A, with drag indicator, single pole measurement	1 piece	83 g
1.000.103	N1023282	size 2, 3, 400 A, with drag indicator, single pole measurement	1 piece	83 g
1.000.108	T1023287	size 1, 2, 3, 250 A, with drag indicator, triple pole measurement (optional L1, L2, L3)	1 piece	83 g
1.000.109	V1023288	size 2, 3, 400 A, with drag indicator, triple pole measurement (optional L1, L2, L3)	1 piece	83 g



1.002.294



1.002.295

Amperemeter for direct frontal installation

Catalog number	Item number	Design	Package	Weight
1.002.294	G1023276	size 2/3, 400 / 200 / 5A, with drag indicator, for NH-measuring fuse link, single pole measurement	1 piece	0.14 kg
1.002.295	H1023277	size 2/3, 600 / 300 / 5A, with drag indicator, for NH-measuring fuse link, single pole measurement	1 piece	0.14 kg

MULTIVERT® 400A
Size 2, 690VAC

ACCESSORIES



MZ3SW400



MZPR600

Current transformers/external current transformers

Catalog number	Item number	Design	Package	Weight
MZ1SW250	K1024567	current transformer up to 250/5A for single pole measurement, class 1 set = 1 piece current transformer + 3 pieces distance tubes for level adjustment, 1 piece installed in the current transformer, 2 pieces additionally packed	1 set	0.88 kg
MZ1SW400	N1024570	current transformer up to 400/5A for single pole measurement, class 1 set = 1 piece current transformer + 3 pieces distance tubes for level adjustment, 1 piece installed in the current transformer, 2 pieces additionally packed	1 set	0.89 kg
MZ3SW250	M1024569	current transformer up to 250/5A for triple pole measurement, class 1 set = 3 pieces current transformer with distance tubes for level adjustment, 3 pieces installed in the current transformer	1 set	1.38 kg
MZ3SW400	Q1024572	current transformer up to 400/5A for triple pole measurement, class 1 set = 3 pieces current transformer with distance tubes for level adjustment, 3 pieces installed in the current transformer	1 set	1.43 kg
SZ1SW250	L1024568	current transformer up to 250/5A, class 1, for single pole measurement	1 piece	0.43 kg
SZ1SW400	P1024571	current transformer up to 400/5A, class 1, for single pole measurement	1 piece	0.46 kg
MZPR600	S1024597	distance tube for level adjustment, up to 600/5A, supplementary set for neighbouring MULTIVERT® without measurement to obtain uniform profile in height 1 set = 3 pieces	1 set	0.62 kg



MZBT

Labelling facilities

Catalog number	Item number	Design	Package	Weight
MZBT	B222181	label holder size 1, 2, 3	1 piece	30 g

MULTIVERT® 400A
Size 2, 690VAC

ACCESSORIES



1.002.909



1.002.910



22SZVK42



1.000.099



1.003.286



1.001.667



1.003.377



1.002.255

Varieties of cable termination

Catalog number	Item number	Design	Package	Weight
1.002.909	K1024613	V-terminal clamp size 1,2,3, 95-240 mm ² single solid, 70-240 mm ² single stranded, 50-185 mm ² round stranded, 70-240 mm ² round solid, M = 23 -27 Nm 1 set = 3 pieces	1 set	0.24 kg
1.002.910	L1024614	V-terminal clamp size 1,2,3, 95-300 mm ² single solid, 70-240 mm ² single stranded, 50-185 mm ² round stranded, 70-240 mm ² round solid, M = 23 -27 Nm 1 set = 3 pieces	1 set	0.26 kg
22SZVK42	Q1024618	V-terminal clamp size 1,2,3 for 2 conductors 50-240 mm ² single solid, 50-185 mm ² single stranded, 50-185 mm ² round stranded, 70-240 mm ² round solid M = 23-27 Nm	1 piece	6.8 g
1.000.099	E1023436	insulation cap for V-terminal clamp size 1,2,3	1 piece	0.1 g
1.003.286	Q1024595	supplementary set for V-terminal size 1,2,3 set = 3 pieces V-clamps, cover shroud and labels for size 1, 2 and 3	1 set	0.23 kg
1.001.667	F1023275	adapter for double terminal L3	1 piece	0.25 kg
1.003.377	Y1024579	supplementary set for multiple termination, top terminal 2 cable lugs Cu/Al: up to max. 300 mm ² round stranded, sectoral stranded, 3 cable lugs Cu: up to max. 150 mm ² round stranded, sectoral stranded, M = 32-38 Nm	1 set	1.74 kg
1.002.255	B1024582	supplementary set for multiple termination, bottom terminal 2 cable lugs Cu/Al: up to max. 300 mm ² round stranded, sectoral stranded, 3 cable lugs Cu: up to max. 150 mm ² round stranded, sectoral stranded, M = 32-38 Nm	1 set	1.68 kg

MULTIVERT®
MULTIBLOC®

MERSEN reserves the right to change, update or correct, without notice, any information contained in this datasheet.

MULTIVERT® 630A

Size 3, 690VAC

PRODUCT RANGE

MULTIVERT® 630 A size 3 185mm 3 x single pole switching



1.300.000 1.320.000

Catalog number	Item number	Cable termination components	Design	Package	Weight
1.300.000	K1002188	3 M12 bolts	-	1 piece	5.43 kg
1.310.000	W1023220	3 M12 insert nuts	-	1 piece	5.38 kg
1.320.000	X1023221	V-terminal for V-terminal clamps size 1,2,3	-	1 piece	5.21 kg
1.320.900	Y1023222	V-terminal, 2 terminals per phase for V-terminal clamps size 1,2,3	-	1 piece	6.89 kg
1.300.100	W1027153	3 M12 bolts	MULTIVERT® 1.200.000 with cabling of instrument leads for indication facilities	1 piece	5.1 kg
1.300.085	A1023247	3 M12 bolts	MULTIVERT® 1.300.000 with integrated C.T. 600/5A, 5,00 VA, class 1 for single pole measurement (ready fitted in pole 1)	1 piece	5.6 kg
1.300.066	Z1023223	3 M12 bolts	MULTIVERT® 1.300.000 with integrated C.T. 600/5A, 5,00 VA, class 0,5; calibrated, for single pole measurement (ready fitted in pole 1)	1 piece	5.6 kg
1.300.095	B1023248	3 M12 bolts	MULTIVERT® 1.300.000 with integrated C.T. 600/5A, 5,00 VA, class 1 for triple pole measurement	1 piece	6.3 kg
1.300.076	Z1023246	3 M12 bolts	MULTIVERT® 1.300.000 with integrated C.T. 600/5A, 5,00 VA, class 0,5; calibrated, for triple pole measurement	1 piece	5.6 kg
1.330.000	Q1023261	M12 bus bar terminal	MULTIVERT® with lateral bus bar terminals bus bar coupler switch cable terminal connection to right or left side possible	1 piece	6.1 kg

MULTIVERT® 630A

Size 3, 690VAC

PRODUCT RANGE

MULTIVERT® 630 A size 3 185 mm 1 x triple pole switching



1.350.000 1.370.000

Catalog number	Item number	Cable termination components	Design	Package	Weight
1.350.000	N1002191	3 M12 bolts	-	1 piece	5.59 kg
1.360.000	C1023249	3 M12 insert nuts	-	1 piece	5.52 kg
1.370.000	D1023250	V-terminal for V-terminal clamps size 1,2,3	-	1 piece	5.39 kg
1.370.900	F1023252	V-terminal, 2 terminals per phase for V-terminal clamps size 1,2,3	-	1 piece	7.05 kg
1.370.600	E1023251	V-terminal + 3 V-terminal clamps	-	1 piece	5.63 kg
1.350.100	Y1002200	3 M12 bolts	MULTIVERT® 1.350.000 with cabling of instrument leads for indication facilities	1 piece	6.1 kg
1.370.100	G1023253	V-terminal for V-terminal clamps size 1,2,3	MULTIVERT® 1.370.000 with cabling of instrument leads for indication facilities	1 piece	5.9 kg
1.350.085	K1023256	3 M12 bolts	MULTIVERT® 1.350.000 with integrated C.T. 600/5A, 5,00 VA, class 1 for single pole measurement (ready fitted in pole 1)	1 piece	5.8 kg
1.350.066	H1023254	3 M12 bolts	MULTIVERT® 1.350.000 with integrated C.T. 600/5A, 5,00 VA, class 0,5; calibrated, for single pole measurement (ready fitted in pole 1)	1 piece	5.8 kg
1.350.095	L1023257	3 M12 bolts	MULTIVERT® 1.350.000 with integrated C.T. 600/5A, 5,00 VA, class 1 for triple pole measurement	1 piece	6.5 kg
1.350.076	J1023255	3 M12 bolts	MULTIVERT® 1.350.000 with integrated C.T. 600/5A, 5,00 VA, class 0,5; calibrated, for triple pole measurement	1 piece	5.8 kg
1.370.095	P1023260	V-terminal for V-terminal clamps size 1,2,3	MULTIVERT® 1.370.000 with integrated C.T. 600/5A, 5,00 VA, class 1 for triple pole measurement	1 piece	6 kg
1.370.076	M1023258	V-terminal for V-terminal clamps size 1,2,3	MULTIVERT® 1.370.000 with integrated C.T. 600/5A, 5,00 VA, class 0,5; calibrated, for triple pole measurement	1 piece	5.9 kg
1.380.000	R1023262	M12 bus bar terminal	MULTIVERT® with lateral bus bar terminals bus bar coupler switch cable terminal connection to right or left side possible	1 piece	4.77 kg

MULTIVERT® 630A
Size 3, 690VAC

ACCESSORIES



1.002.095



1.002.458



MZKAB



MZKHO



MZKAB1



MZVHB



MZKHV



1.001.510



MZAW

Cover/shrouds for cable termination

Catalog number	Item number	Design	Application	Package	Weight
1.002.095	J1002279	cover shroud for extended cover length 70 mm	bottom terminal	1 piece	0.12 kg
1.002.458	N1023305	cover shroud for multiple termination length 205,5mm	bottom terminal	1 piece	0.16 kg
MZKAB	J1023301	cover shroud for clamp terminal connection in feeder pillars length 138,5 mm	top terminal	1 piece	0.10 kg
MZKHO	G217655	cover shroud for cable terminal connections with cable lugs on switchboards with central cover length 190 mm	top terminal	1 piece	0.13 kg
MZKAB1	K1023302	cover shroud for special (high) clamp terminal connection in feeder pillars length 138,5 mm	top terminal	1 piece	0.12 kg
MZVHB	L1023303	extended cover shroud length 257 mm	top terminal	1 piece	0.23 kg
MZKHV	A1002202	cover shroud for installation in distribution units with central cover (height of supporting edge reduced by 16 mm) length 145 mm	top terminal	1 piece	0.09 kg

Covers/level & system adjustment covers

Catalog number	Item number	Design	Package	Weight
1.001.510	K1002280	cover shield to support central cover 1 set = 2 pieces	1 set	0.15 kg
MZAW	D218687	support angle for support of cover plate 1 set = 4 pieces	1 set	0.03 kg

MULTIVERT® 630A
Size 3, 690VAC

ACCESSORIES



MZ01LPAP MZLPAP 1.002.493



1.002.492 1.002.830 1.002.829



1.002.648



1.000.192

Covers/spare way covers

Catalog number	Item number	Design	Application	Package	Weight
MZ01LPAP	C1023410	spare way cover without level adjustment width 50 mm, length 500 mm including fixing material	bus bar system 185 mm	1 piece	60 g
MZLPAP	D1023411	spare way cover width 100 mm, length 612 mm including 2 pieces M12 fixing screws (distance of fixing holes 185 mm)	bus bar system 185 mm	1 piece	0.56 kg
1.002.493	N1002283	spare way cover width 50 mm, length 630 mm for covering of open installation spaces in distribution units with central cover	bus bar system 185 mm	1 piece	0.14 kg
1.002.492	M1002282	spare way cover width 100 mm, length 630 mm for covering of open installation spaces in distribution units with central cover	bus bar system 185 mm	1 piece	0.20 kg
1.002.830	E1023412	spare way cover width 50 mm, length 630 mm with level adjustment 123 mm for bus bar installation, set = cover + fixing set (2 distance pieces, 2 screw rivets)	bus bar system 185 mm	1 set	0.20 kg
1.002.829	F1023413	spare way cover width 100 mm, length 630 mm with level adjustment 123 mm for bus bar installation set = cover + fixing set (2 distance pieces, 2 screw rivets)	bus bar system 185 mm	1 set	0.27 kg

Installation devices/bus bar installation

Catalog number	Item number	Design	Package	Weight
1.002.648	T1023448	M12 insert nut, size 2 and 3 1 set = 30 pieces	1 set	0.28 kg
1.000.192	P1002284	hooked clamp size 1, 2, 3, M = 15–20 Nm hexagon socket connection (inbus) for MULTIVERT®/BSL with top or bottom terminal 1 set = 3 pieces	1 set	0.47 kg

MULTIVERT® MULTIBLOC®

MERSEN reserves the right to change, update or correct, without notice, any information contained in this datasheet.

MULTIVERT® 630A
Size 3, 690VAC

ACCESSORIES



1.002.940



MZESM



1.000.829



1.000.852

Indication facilities

Catalog number	Item number	Design	Package	Weight
1.002.940	Z1023453	electronic fuse monitoring ESÜ size 1,2,3 for MULTIVERT® 250 A, 400 A, 630 A with cabling of instrument leads (rated voltage 525VAC)	1 piece	0.85 kg
MZESM	J228766	Electronic System Monitor ESM size 1,2,3 for MULTIVERT® 250 A, 400 A, 630 A with cabling of instrument leads	1 piece	0.10 kg
1.000.829	L1023418	electro-mechanical fuse monitoring (galvanic isolation) MZS size 1,2,3 for MULTIVERT® 250 A, 400 A, 630 A with cabling of instrument leads	1 piece	0.31 kg
1.000.852	Q1002285	indicator for switch door position micro switch, 1 change-over contact 5 A, 250 V	1 piece	90 g



1.000.102



1.000.103



1.000.104



1.000.109

Amperemeter units

Catalog number	Item number	Design	Package	Weight
1.000.102	M1023281	size 1, 2, 3, 250 A, with drag indicator, single pole measurement	1 piece	83 g
1.000.103	N1023282	size 2, 3, 400 A, with drag indicator, single pole measurement	1 piece	83 g
1.000.104	P1023283	size 3, 630 A, with drag indicator, single pole measurement	1 piece	83 g
1.000.105	J1023278	size 3, 1000 A, with drag indicator, single pole measurement	1 piece	83 g
1.000.108	T1023287	size 1, 2, 3, 250 A, with drag indicator, triple pole measurement (optional L1, L2, L3)	1 piece	83 g
1.000.109	V1023288	size 2, 3, 400 A, with drag indicator, triple pole measurement (optional L1, L2, L3)	1 piece	83 g
1.000.110	W1023289	size 3, 630 A, with drag indicator, triple pole measurement (optional L1, L2, L3)	1 piece	83 g
1.000.111	Q1023284	size 3, 1000 A, with drag indicator, triple pole measurement (optional L1, L2, L3)	1 piece	83 g



1.002.294



1.002.295

Amperemeter for direct frontal installation


Catalog number	Item number	Design	Package	Weight
1.002.294	G1023276	size 2/3, 400 / 200 / 5A, with drag indicator, for NH-measuring fuse link, single pole measurement	1 piece	0.14 kg
1.002.295	H1023277	size 2/3, 600 / 300 / 5A, with drag indicator, for NH-measuring fuse link, single pole measurement	1 piece	0.14 kg

MULTIVERT® 630A
Size 3, 690VAC

ACCESSORIES



MZ3SW400



SZ1SW600



MZPR600

Current transformers/external current transformers

Catalog number	Item number	Design	Package	Weight
MZ1SW250	K1024567	current transformer up to 250/5A for single pole measurement, class 1 set = 1 piece current transformer + 3 pieces distance tubes for level adjustment, 1 piece installed in the current transformer, 2 pieces additionally packed	1 set	0.88 kg
MZ1SW400	N1024570	current transformer up to 400/5A for single pole measurement, class 1 set = 1 piece current transformer + 3 pieces distance tubes for level adjustment, 1 piece installed in the current transformer, 2 pieces additionally packed	1 set	0.89 kg
MZ1SW600	R1024573	current transformer up to 600/5A for single pole measurement, class 1 set = 1 piece current transformer + 3 pieces distance tubes for level adjustment, 1 piece installed in the current transformer, 2 pieces additionally packed	1 set	1.22 kg
MZ1SW1000	E1024562	current transformer up to 1000/5A for single pole measurement, class 1 set = 1 piece current transformer + 3 pieces distance tubes for level adjustment, 1 piece installed in the current transformer, 2 pieces additionally packed	1 set	1.92 kg
MZ3SW250	M1024569	current transformer up to 250/5A for triple pole measurement, class 1 set = 3 pieces current transformer with distance tubes for level adjustment, 3 pieces installed in the current transformer	1 set	1.38 kg
MZ3SW400	Q1024572	current transformer up to 400/5A for triple pole measurement, class 1 set = 3 pieces current transformer with distance tubes for level adjustment, 3 pieces installed in the current transformer	1 set	1.43 kg
MZ3SW600	T1024575	current transformer up to 600/5A for triple pole measurement, class 1 set = 3 pieces current transformer with distance tubes for level adjustment, 3 pieces installed in the current transformer	1 set	1.43 kg
MZ3SW1000	G1024564	current transformer up to 1000/5A for triple pole measurement, class 1 set = 3 pieces current transformer with distance tubes for level adjustment, 3 pieces installed in the current transformer	1 set	2.47 kg
SZ1SW250	L1024568	current transformer up to 250/5A, class 1, for single pole measurement	1 piece	0.43 kg
SZ1SW400	P1024571	current transformer up to 400/5A, class 1, for single pole measurement	1 piece	0.46 kg
SZ1SW600	S1024574	current transformer up to 600/5A, class 1, for single pole measurement	1 piece	0.4 kg
SZ1SW1000	F1024563	current transformer up to 1000/5A, class 1, for single pole measurement	1 piece	0.81 kg
MZPR600	S1024597	distance tube for level adjustment, up to 600/5A, supplementary set for neighbouring MULTIVERT® without measurement to obtain uniform profile in height 1 set = 3 pieces	1 set	0.62 kg

MULTIVERT®
MULTIBLOC®

MZBT

Labelling facilities

Catalog number	Item number	Design	Package	Weight
MZBT	B222181	label holder size 1, 2, 3	1 piece	30 g

MULTIVERT® 630A

Size 3, 690VAC

ACCESSORIES



1.002.909



1.002.910



22SZVK42



1.000.099



1.003.286



1.001.667



1.003.377



1.002.255

Varieties of cable termination

Catalog number	Item number	Design	Package	Weight
1.002.909	K1024613	V-terminal clamp size 1,2,3, 95-240 mm ² single solid, 70-240 mm ² single stranded, 50-185 mm ² round stranded, 70-240 mm ² round solid, M = 23 -27 Nm 1 set = 3 pieces	1 set	0.24 kg
1.002.910	L1024614	V-terminal clamp size 1,2,3, 95-300 mm ² single solid, 70-240 mm ² single stranded, 50-185 mm ² round stranded, 70-240 mm ² round solid, M = 23 -27 Nm 1 set = 3 pieces	1 set	0.26 kg
22SZVK42	Q1024618	V-terminal clamp size 1,2,3 for 2 conductors 50-240 mm ² single solid, 50-185 mm ² single stranded, 50-185 mm ² round stranded, 70-240 mm ² round solid M = 23-27 Nm	1 piece	6.8 g
1.000.099	E1023436	insulation cap for V-terminal clamp size 1,2,3	1 piece	0.1 g
1.003.286	Q1024595	supplementary set for V-terminal size 1,2,3 set = 3 pieces V-clamps, cover shroud and labels for size 1, 2 and 3	1 set	0.23 kg
1.001.667	F1023275	adapter for double terminal L3	1 piece	0.25 kg
1.003.377	Y1024579	supplementary set for multiple termination, top terminal 2 cable lugs Cu/Al: up to max. 300 mm ² round stranded, sectoral stranded, 3 cable lugs Cu: up to max. 150 mm ² round stranded, sectoral stranded, M = 32-38 Nm	1 set	1.74 kg
1.002.255	B1024582	supplementary set for multiple termination, bottom terminal 2 cable lugs Cu/Al: up to max. 300 mm ² round stranded, sectoral stranded, 3 cable lugs Cu: up to max. 150 mm ² round stranded, sectoral stranded, M = 32-38 Nm	1 set	1.68 kg

MERSEN reserves the right to change, update or correct, without notice, any information contained in this datasheet.

MULTIVERT® 630A 4P (3P+N)
Size 3, 690VAC

PRODUCT RANGE



4.350.000

MULTIVERT® 630 A size 3 185 mm 4P (3P+N)

Catalog number	Item number	Cable termination components	Design	Package	Weight
4.350.000	G1056005	M12 bolts	4P (3P+N)	1 piece	8.9 kg
4.370.000	W1058272	V-terminal for V-clamps	4P (3P+N)	1 piece	8.9 kg
4.380.000	X1058273	M12 bus bar terminal V-terminal for N pole	4P (3P+N) MULTIVERT with lateral busbar terminals, busbar coupler switch	1 piece	6.5 kg

ACCESSORIES



1.002.095

Cover/shrouds for cable termination

Catalog number	Item number	Design	Application	Package	Weight
1.002.095	J1002279	cover shroud for extended cover length 70 mm	bottom terminal	1 piece	0.12 kg



MZAW

Covers/level & system adjustment covers

Catalog number	Item number	Design	Package	Weight
MZAW	D218687	support angle for support of cover plate 1 set = 4 pieces	1 set	27 g



1.000.852

Indication facilities

Catalog number	Item number	Design	Package	Weight
1.000.852	Q1002285	indicator for switch door position micro switch, 1 change-over contact 5 A, 250 V	1 piece	90 g



MZBT

Labelling facilities

Catalog number	Item number	Design	Package	Weight
MZBT	B222181	label holder size 1, 2, 3	1 piece	30 g



1.004.402



1.004.403

Varieties of cable termination

Catalog number	Item number	Design	Package	Weight
1.004.402	G1058305	V-terminal clamp size 1,2,3, 95-240 mm ² single solid, 70-240 mm ² single stranded, 50-185 mm ² round stranded, 70-240 mm ² round solid, M = 23 -27 Nm 1 set = 4 pieces	1 set	0.3 kg
1.004.403	H1058306	V-terminal clamp size 1,2,3, 95-300 mm ² single solid, 70-240 mm ² single stranded, 50-185 mm ² round stranded, 70-240 mm ² round solid, M = 23 -27 Nm 1 set = 4 pieces	1 set	0.3 kg

MERSEN reserves the right to change, update or correct, without notice, any information contained in this datasheet.

MULTIVERT® 800A, 1260A

PRODUCT RANGE

Double Fuse Switch Disconnecter Size 2 and 3



1.400.000

MULTIVERT® NH-double vertical fuse switch disconnecter 800 A single pole switching for NH-fuse links size 2

Catalog number	Item number	Cable termination components	Package	Weight
1.400.000	W1023266	triple cable termination M12 bolt	1 piece	11.6 kg
1.400.004	X1023267	quadruple cable termination M12 bolt	1 piece	12.12 kg

MULTIVERT® NH-double vertical fuse switch disconnecter 1260 A single pole switching for NH-fuse links size 3

Catalog number	Item number	Cable termination components	Package	Weight
1.500.000	S1023125	triple cable termination M12 bolt	1 piece	13.3 kg
1.500.004	T1023126	quadruple cable termination M12 bolt	1 piece	13.8 kg



1.450.000

MULTIVERT® NH-double vertical fuse switch disconnecter 800 A triple pole switching for NH-fuse links size 2

Catalog number	Item number	Cable termination components	Package	Weight
1.450.000	Y1023268	triple cable termination M12 bolt	1 piece	11.9 kg
1.450.004	Z1023269	quadruple cable termination M12 bolt	1 piece	12.3 kg

MULTIVERT® NH-double vertical fuse switch disconnecter 1260 A triple pole switching for NH-fuse links size 3

Catalog number	Item number	Cable termination components	Package	Weight
1.550.000	V1023127	triple cable termination M12 bolt	1 piece	13.3 kg
1.550.004	W1023128	quadruple cable termination M12 bolt	1 piece	13.8 kg

MULTIVERT® 1260A, 1600A

PRODUCT RANGE

Double Switch Disconnecter Size 2 and 3



1.400.000

MULTIVERT® NH-double vertical switch disconnecter 1260 A single pole switching**1260 A - application of NH-solid links size 2, 630 A, Art.Nr. 22SZSM1****800 A - application of NH-solid links size 2, 400 A**

Catalog number	Item number	Cable termination components	Package	Weight
1.400.000	W1023266	triple cable termination M12 bolt	1 piece	11.6 kg
1.400.004	X1023267	quadruple cable termination M12 bolt	1 piece	12.12 kg

MULTIVERT® NH-double vertical switch disconnecter 1600 A single pole switching**1600 A - application of NH-solid links size 3, 1000 A, Art.Nr. 33SZSM2****1260 A - application of NH-solid links size 3, 630 A**

Catalog number	Item number	Cable termination components	Package	Weight
1.500.000	S1023125	triple cable termination M12 bolt	1 piece	13.3 kg
1.500.004	T1023126	quadruple cable termination M12 bolt	1 piece	13.8 kg

MULTIVERT® 1260A, 1600A

PRODUCT RANGE

Double Switch Disconnecter Size 2 and 3



1.450.000

MULTIVERT® NH-double vertical switch disconnecter 1260 A triple pole switching**1260 A - application of NH-solid links size 2, 630 A, Art.Nr. 22SZSM1****800 A - application of NH-solid links size 2, 400 A**

Catalog number	Item number	Cable termination components	Package	Weight
1.450.000	Y1023268	triple cable termination M12 bolt	1 piece	11.9 kg
1.450.004	Z1023269	quadruple cable termination M12 bolt	1 piece	12.3 kg

MULTIVERT® NH-double vertical switch disconnecter 1600 A triple pole switching**1600 A - application of NH-solid links size 3, 1000 A, Art.Nr. 33SZSM2****1260 A - application of NH-solid links size 3, 630 A**

Catalog number	Item number	Cable termination components	Package	Weight
1.550.000	V1023127	triple cable termination M12 bolt	1 piece	13.3 kg
1.550.004	W1023128	quadruple cable termination M12 bolt	1 piece	13.8 kg

ACCESSORIES

Cover/shrouds for cable termination



1.002.394

Catalog number	Item number	Design	Application	Package	Weight
1.002.394	Z1023407	cover shroud for double vertical switch, width 200 mm, length 224 mm	bottom terminal	1 piece	0.45 kg
1.003.320	M1023304	cover shroud for double vertical switch, width 200 mm, length 278 mm	top terminal	1 piece	0.31 kg



1.003.320

MULTIVERT® 1000A

Main Incomer, 690VAC

PRODUCT RANGE



1.762.900

MULTIVERT® main incomer 1000 A 1 x triple pole switching

Catalog number	Item number	Cable termination components	Design	Package	Weight
1.762.900	P1023122	M12 multiple termination Al/Cu max. 300 mm ² round stranded, sectoral stranded (2 cable lugs), Cu max. 150 mm ² round stranded, sectoral stranded (3 cable lugs), M = 32-38 Nm	with ready fitted NH-solid links 1000 A	1 piece	11.8 kg



1.712.900

MULTIVERT® main incomer 1000 A 3 x single pole switching

Catalog number	Item number	Cable termination components	Design	Package	Weight
1.712.900	N1023121	M12 multiple termination Al/Cu max. 300 mm ² round stranded, sectoral stranded (2 cable lugs), Cu max. 150 mm ² round stranded, sectoral stranded (3 cable lugs), M = 32-38 Nm	with ready fitted NH-solid links 1000 A	1 piece	11.5 kg

MULTIVERT® 630kVA/910A

Transformer Main Incomers, 690VAC

PRODUCT RANGE



MV6M301K701G

MULTIVERT® transformer main inverter 630 kVA / 910 A 1 x triple pole switching

Catalog number	Item number	Cable termination components	Design	Package	Weight
MV6M301K701G	V1023265	M12 multiple termination Al/Cu max. 300 mm ² round stranded, sectoral stranded (2 cable lugs), Cu max. 150 mm ² round stranded, sectoral stranded (3 cable lugs), M = 32-38 Nm	for NH-fuse links "gTr"	1 piece	1.36 kg

MULTIVERT® 1250A

PRODUCT RANGE

Size 4a, 690VAC



1.000.093 1.000.094

MULTIVERT® 1250 A size 4a 3 x single pole switching

Catalog number	Item number	Cable termination components	Design	Package	Weight
1.000.093	A1023270	M16 screw terminal	bottom terminal	1 piece	16.4 kg
1.000.094	B1023271	M16 screw terminal	top terminal	1 piece	16.4 kg

MULTIVERT® 1600A

PRODUCT RANGE

Size 4a, 690VAC



1.000.095 1.000.096

MULTIVERT® 1600 A size 4a 3 x single pole switching

Catalog number	Item number	Cable termination components	Design	Package	Weight
1.000.095	C1023272	2xM12 screw terminal	bottom terminal	1 piece	16.5 kg
1.000.096	D1023273	2xM12 screw terminal	top terminal	1 piece	16.5 kg

IEC BS - LOW VOLTAGE FUSE SYSTEM





BS FUSE-LINKS

172 - 185

Offset Blade fuse-links gM 550VAC/250VDC	172
Offset Blade fuse-links gM 415VAC	172
Offset Blade fuse-links gG 550VAC	172
Offset Blade fuse-links gG 550VAC/250VDC	172
Offset Blade fuse-links gG 415VAC	173
Offset Tag fuse-links gG 415VAC/250VDC	173
Offset Tag fuse-links gM 550VAC/250VDC	173
Offset Tag fuse-links gG 550VAC/250VDC	173
Offset Tag fuse-links gG 550VAC/250VDC	174
Offset Tag fuse-links gG 415VAC/240VDC	174
Offset Tag fuse-links gM 415VAC/240VDC	175
Central Bolted Tag fuse-links gG 415VAC/240VDC	177
Central Bolted fuse-links gM 415VAC/240VDC	179
Offset Tag fuse-links gG 690VAC/460VDC	179
Offset Tag fuse-links gM 690VAC/460VDC	180
Central Bolted Tag fuse-links gG 690VAC/460VDC	181
Central Bolted Tag fuse-links gM 690VAC/460VDC	182
Central Bolted Tag fuse-links gG 690VAC	182
Fuse-holders for Offset Blade & Central Bolted Tag Fuse-links 550V/690V	183
Neutral-links for BS88 fuse-holders for BS88	185

Offset Blade fuse-links gM 550VAC/250VDC

PRODUCT RANGE

Type F1 550VAC/250VDC gM BNS



BNS55V20M25

Catalog number	Item number	Rated voltage AC (IEC)	Rated voltage DC (IEC)	Current rating In M lch	Pre-arcing I ² t	Clearing I ² t at Rated Voltage	Rated breaking capacity AC	Rated breaking capacity DC	Power dissipation at In	Weight
BNS55V10M16	T1019216	550 V	250 V	10M16 A	120 A ² s	550 A ² s	80 kA	40 kA	1 W	17.3 g
BNS55V16M20	V1019217	550 V	250 V	16M20 A	250 A ² s	1250 A ² s	80 kA	40 kA	1.36 W	17.3 g
BNS55V20M25	W1019218	550 V	250 V	20M25 A	420 A ² s	2100 A ² s	80 kA	40 kA	1.6 W	17.3 g
BNS55V20M32	X1019219	550 V	250 V	20M32 A	670 A ² s	3350 A ² s	80 kA	40 kA	1.8 W	17.3 g
BNS55V25M32	Z1019221	550 V	250 V	25M32 A	670 A ² s	3350 A ² s	80 kA	40 kA	2.3 W	17.3 g

Offset Blade fuse-links gM 415VAC

PRODUCT RANGE

Type F1 415VAC gM BNS

Catalog number	Item number	Rated voltage AC (IEC)	Current rating In M lch	Pre-arcing I ² t	Clearing I ² t at Rated Voltage	Rated breaking capacity AC	Power dissipation at In	Weight
BNS42V20M36	D1036981	415 V	20M36 A	700 A ² s	4000 A ² s	80 kA	1.6 W	23.8 g
BNS42V32M36	E1036982	415 V	32M36 A	700 A ² s	4000 A ² s	80 kA	2.4 W	23.8 g
BNS42V32M40	F1036983	415 V	32M40 A	1300 A ² s	4200 A ² s	80 kA	2.4 W	23.8 g
BNS42V32M50	G1036984	415 V	32M50 A	2600 A ² s	8750 A ² s	80 kA	2.3 W	23.8 g
BNS42V32M63	H1036985	415 V	32M63 A	4000 A ² s	13900 A ² s	80 kA	2.4 W	23.8 g

Offset Blade fuse-links gG 550VAC

PRODUCT RANGE

Type F2 550VAC gG BES



BES55V16

Catalog number	Item number	Rated voltage AC (IEC)	Rated current In	Pre-arcing I ² t	Clearing I ² t at Rated Voltage	Rated breaking capacity AC	Power dissipation at In	Weight
BES55V2*	Y1050799	550 V	2 A	1 A ² s	5 A ² s	80 kA	0.9 W	29 g
BES55V4*	Z1050800	550 V	4 A	7.6 A ² s	38 A ² s	80 kA	1.5 W	29 g
BES55V6*	A1050801	550 V	6 A	28 A ² s	40 A ² s	80 kA	1.8 W	29 g
BES55V10	F1006646	550 V	10 A	70 A ² s	350 A ² s	80 kA	1.2 W	29 g
BES55V16	G1006647	550 V	16 A	120 A ² s	550 A ² s	80 kA	1.6 W	29 g
BES55V20	H1006648	550 V	20 A	250 A ² s	1250 A ² s	80 kA	1.7 W	29 g
BES55V25	J1006649	550 V	25 A	420 A ² s	2100 A ² s	80 kA	2 W	29 g
BES55V32	K1006650	550 V	32 A	670 A ² s	3350 A ² s	80 kA	2.9 W	29 g
BES55V36	L1006651	550 V	36 A	700 A ² s	4000 A ² s	80 kA	2.8 W	29 g

* No asta

Offset Blade fuse-links gG 550VAC/250VDC

PRODUCT RANGE

Type F1 550VAC/250VDC gG BNS



BNS55V32

Catalog number	Item number	Rated voltage AC (IEC)	Rated voltage DC (IEC)	Rated current In	Pre-arcing I ² t	Clearing I ² t at Rated Voltage	Rated breaking capacity AC	Rated breaking capacity DC	Power dissipation at In	Weight
BNS55V2	C1006643	550 V	250 V	2 A	1 A ² s	5 A ² s	80 kA	40 kA	0.9 W	17.5 g
BNS55V4	D1006644	550 V	250 V	4 A	7.6 A ² s	38 A ² s	80 kA	40 kA	1.5 W	17.5 g
BNS55V6	E1006645	550 V	250 V	6 A	28 A ² s	40 A ² s	80 kA	40 kA	1.8 W	17.5 g
BNS55V10	N1019211	550 V	250 V	10 A	70 A ² s	350 A ² s	80 kA	40 kA	1.2 W	17.5 g
BNS55V16	P1019212	550 V	250 V	16 A	120 A ² s	550 A ² s	80 kA	40 kA	1.6 W	17.5 g
BNS55V20	Q1019213	550 V	250 V	20 A	250 A ² s	1250 A ² s	80 kA	40 kA	1.7 W	17.5 g
BNS55V25	R1019214	550 V	250 V	25 A	420 A ² s	2100 A ² s	80 kA	40 kA	2 W	17.5 g
BNS55V32	S1019215	550 V	250 V	32 A	670 A ² s	3350 A ² s	80 kA	40 kA	2.9 W	17.5 g

MERSEN reserves the right to change, update or correct, without notice, any information contained in this datasheet.

Offset Blade fuse-links gG 415VAC

PRODUCT RANGE

Type F2 415VAC gG BES



BES42V63

Catalog number	Item number	Rated voltage AC (IEC)	Rated current I _n	Pre-arcing I ² t	Clearing I ² t at Rated Voltage	Rated breaking capacity AC	Power dissipation at I _n	Weight
BES42V40	J226351	415 V	40 A	1300 A ² s	4200 A ² s	80 kA	3 W	29 g
BES42V50	K226352	415 V	50 A	2600 A ² s	8750 A ² s	80 kA	3.6 W	29 g
BES42V63	L226353	415 V	63 A	4000 A ² s	13900 A ² s	80 kA	4.7 W	29 g

Offset Tag fuse-links gG 415VAC/250VDC

PRODUCT RANGE

Type A1 415VAC/250VDC gG BEIT

Catalog number	Item number	Rated voltage AC (IEC)	Rated voltage DC (IEC)	Rated current I _n	Pre-arcing I ² t	Clearing I ² t at Rated Voltage	Rated breaking capacity AC	Rated breaking capacity DC	Power dissipation at I _n	Weight
BEIT42V36	A1019176	415 V	250 V	36 A	1000 A ² s	4000 A ² s	80 kA	40 kA	2.8 W	31.5 g
BEIT42V40	B1019177	415 V	250 V	40 A	1300 A ² s	4200 A ² s	80 kA	40 kA	3 W	31.5 g
BEIT42V50	C1019178	415 V	250 V	50 A	2600 A ² s	8750 A ² s	80 kA	40 kA	3.6 W	31.5 g
BEIT42V63	D1019179	415 V	250 V	63 A	4000 A ² s	13900 A ² s	80 kA	40 kA	4.7 W	31.5 g

BS-SYSTEM

Offset Tag fuse-links gM 550VAC/250VDC

PRODUCT RANGE

Type A1 550VAC/250VDC gM BNIT



BNIT55V20M32

Catalog number	Item number	Rated voltage AC (IEC)	Rated voltage DC (IEC)	Current rating I _n M lch	Pre-arcing I ² t	Clearing I ² t at Rated Voltage	Rated breaking capacity AC	Rated breaking capacity DC	Power dissipation at I _n	Weight
BNIT55V10M16	G1019228	550 V	250 V	10M16 A	120 A ² s	550 A ² s	80 kA	40 kA	1 W	16 g
BNIT55V16M20	H1019229	550 V	250 V	16M20 A	250 A ² s	1250 A ² s	80 kA	40 kA	1.36 W	16 g
BNIT55V20M25	J1019230	550 V	250 V	20M25 A	420 A ² s	2100 A ² s	80 kA	40 kA	1.6 W	16 g
BNIT55V20M32	K1019231	550 V	250 V	20M32 A	670 A ² s	3350 A ² s	80 kA	40 kA	1.8 W	16 g
BNIT55V25M32	R1019237	550 V	250 V	25M32 A	670 A ² s	3350 A ² s	80 kA	40 kA	2.3 W	16 g

Offset Tag fuse-links gG 550VAC/250VDC

PRODUCT RANGE

Type A1 550VAC/250VDC gG BNIT



BNIT55V32

Catalog number	Item number	Rated voltage AC (IEC)	Rated voltage DC (IEC)	Rated current I _n	Pre-arcing I ² t	Clearing I ² t at Rated Voltage	Rated breaking capacity AC	Rated breaking capacity DC	Power dissipation at I _n	Weight
BNIT55V2	E1006576	550 V	250 V	2 A	1 A ² s	5 A ² s	80 kA	40 kA	0.9 W	16.5 g
BNIT55V4	F1006577	550 V	250 V	4 A	7.6 A ² s	38 A ² s	80 kA	40 kA	1.5 W	16.5 g
BNIT55V6	G1006578	550 V	250 V	6 A	28 A ² s	40 A ² s	80 kA	40 kA	1.8 W	16.5 g
BNIT55V10	B1019223	550 V	250 V	10 A	70 A ² s	350 A ² s	80 kA	40 kA	1.2 W	16.5 g
BNIT55V16	C1019224	550 V	250 V	16 A	120 A ² s	550 A ² s	80 kA	40 kA	1.6 W	16.5 g
BNIT55V20	D1019225	550 V	250 V	20 A	250 A ² s	1250 A ² s	80 kA	40 kA	1.7 W	16.5 g
BNIT55V25	E1019226	550 V	250 V	25 A	420 A ² s	2100 A ² s	80 kA	40 kA	2 W	16.5 g
BNIT55V32	F1019227	550 V	250 V	32 A	670 A ² s	3350 A ² s	80 kA	40 kA	2.9 W	16.5 g

Offset Tag fuse-links gG 550VAC/250VDC

PRODUCT RANGE

Type A2 550VAC/250VDC gG gM BTIA



BTIA55V10

Catalog number	Item number	Rated voltage AC (IEC)	Rated voltage DC (IEC)	Rated current I_n	Current rating I_n M lch	Pre-arcing I^2t	Clearing I^2t at Rated Voltage	Rated breaking capacity AC	Rated breaking capacity DC	Power dissipation at I_n	Weight
BTIA55V2	S1019238	550 V	250 V	2 A	-	1 A ² s	5 A ² s	80 kA	40 kA	0.9 W	20 g
BTIA55V4	T1019239	550 V	250 V	4 A	-	7.6 A ² s	38 A ² s	80 kA	40 kA	1.5 W	20 g
BTIA55V6	V1019240	550 V	250 V	6 A	-	28 A ² s	40 A ² s	80 kA	40 kA	1.8 W	20 g
BTIA55V10	W1019241	550 V	250 V	10 A	-	70 A ² s	350 A ² s	80 kA	40 kA	1.2 W	20 g
BTIA55V10M16	B1019246	550 V	250 V	-	10M16 A	120 A ² s	550 A ² s	80 kA	40 kA	1 W	20 g
BTIA55V16	X1019242	550 V	250 V	16 A	-	120 A ² s	550 A ² s	80 kA	40 kA	1.6 W	20 g
BTIA55V16M20	C1019247	550 V	250 V	-	16M20 A	250 A ² s	1250 A ² s	80 kA	40 kA	1.36 W	20 g
BTIA55V20	Y1019243	550 V	250 V	20 A	-	250 A ² s	1250 A ² s	80 kA	40 kA	1.7 W	20 g
BTIA55V20M25	D1019248	550 V	250 V	-	20M25 A	420 A ² s	2100 A ² s	80 kA	40 kA	1.6 W	20 g
BTIA55V20M32	E1019249	550 V	250 V	-	20M32 A	670 A ² s	3350 A ² s	80 kA	40 kA	1.8 W	20 g
BTIA55V25	Z1019244	550 V	250 V	25 A	-	420 A ² s	2100 A ² s	80 kA	40 kA	2 W	20 g
BTIA55V32	A1019245	550 V	250 V	32 A	-	670 A ² s	3350 A ² s	80 kA	40 kA	2.9 W	20 g
BTIA55V25M32	F1019250	550 V	250 V	-	25M32 A	670 A ² s	3350 A ² s	80 kA	40 kA	2.3 W	20 g

Offset Tag fuse-links gG 415VAC/240VDC

PRODUCT RANGE

Type A3 415VAC/240VDC gG BTIS



BTIS42V63



BTIS42V80

Catalog number	Item number	Rated voltage AC (IEC)	Rated voltage DC (IEC)	Rated current I_n	Pre-arcing I^2t	Clearing I^2t at Rated Voltage	Rated breaking capacity AC	Rated breaking capacity DC	Power dissipation at I_n	Weight
BTIS42V36	M1045269	415 V	240 V	36 A	1000 A ² s	4000 A ² s	80 kA	40 kA	2.8 W	88.7 g
BTIS42V40	N1045270	415 V	240 V	40 A	1300 A ² s	4200 A ² s	80 kA	40 kA	3 W	88.7 g
BTIS42V50	P1045271	415 V	240 V	50 A	2600 A ² s	8750 A ² s	80 kA	40 kA	3.6 W	88.7 g
BTIS42V63	Q1045272	415 V	240 V	63 A	4000 A ² s	13900 A ² s	80 kA	40 kA	4.7 W	88.7 g
BTIS42V80	R1045273	415 V	240 V	80 A	8500 A ² s	38250 A ² s	80 kA	40 kA	6.5 W	88.7 g
BTIS42V100	S1045274	415 V	240 V	100 A	14000 A ² s	65000 A ² s	80 kA	40 kA	7.5 W	88.7 g
BTIS42V125	L1019186	415 V	240 V	125 A	28000 A ² s	78400 A ² s	80 kA	40 kA	11.3 W	88.7 g
BTIS42V160	M1019187	415 V	240 V	160 A	60000 A ² s	168000 A ² s	80 kA	40 kA	14 W	88.7 g

Type A3 415VAC/240VDC gG BTSDS



BTSDS42V125

Catalog number	Item number	Rated voltage AC (IEC)	Rated voltage DC (IEC)	Rated current I_n	Pre-arcing I^2t	Clearing I^2t at Rated Voltage	Rated breaking capacity AC	Rated breaking capacity DC	Power dissipation at I_n	Weight
BTSDS42V80	E1019180	415 V	240 V	80 A	8500 A ² s	38250 A ² s	80 kA	40 kA	6.5 W	59 g
BTSDS42V100	F1019181	415 V	240 V	100 A	14000 A ² s	65000 A ² s	80 kA	40 kA	7.5 W	59 g
BTSDS42V125	G1019182	415 V	240 V	125 A	16000 A ² s	70000 A ² s	80 kA	40 kA	11.5 W	59 g

Type A3 415VAC/240VDC gG BTSS



BTSS42V40

Catalog number	Item number	Rated voltage AC (IEC)	Rated voltage DC (IEC)	Rated current I_n	Pre-arcing I^2t	Clearing I^2t at Rated Voltage	Rated breaking capacity AC	Rated breaking capacity DC	Power dissipation at I_n	Weight
BTSS42V36	R1019191	415 V	240 V	36 A	1000 A ² s	4000 A ² s	80 kA	40 kA	2.8 W	32.5 g
BTSS42V40	S1019192	415 V	240 V	40 A	1300 A ² s	4200 A ² s	80 kA	40 kA	3 W	32.5 g
BTSS42V50	T1019193	415 V	240 V	50 A	2600 A ² s	8750 A ² s	80 kA	40 kA	3.6 W	32.5 g
BTSS42V63	V1019194	415 V	240 V	63 A	4000 A ² s	13900 A ² s	80 kA	40 kA	4.7 W	32.5 g

MERSEN reserves the right to change, update or correct, without notice, any information contained in this datasheet.

Offset Tag fuse-links gG 415VAC/240VDC

PRODUCT RANGE

Type A4 415VAC /240VDC gG BTSD

Catalog number	Item number	Rated voltage AC (IEC)	Rated voltage DC (IEC)	Rated current I _n	Pre-arcing I ² t	Clearing I ² t at Rated Voltage	Rated breaking capacity AC	Rated breaking capacity DC	Power dissipation at I _n	Weight
BTSD42V80	Y1019197	415 V	240 V	80 A	8500 A ² s	38250 A ² s	80 kA	40 kA	6.5 W	82 g
BTSD42V100	Z1019198	415 V	240 V	100 A	14000 A ² s	65000 A ² s	80 kA	40 kA	7.5 W	82 g
BTSD42V125	A1019199	415 V	240 V	125 A	16000 A ² s	70000 A ² s	80 kA	40 kA	11.5 W	82 g



BTSD42V100

Type A4 415VAC gG BTCP

Catalog number	Item number	Rated voltage AC (IEC)	Rated voltage DC (IEC)	Rated current I _n	Pre-arcing I ² t	Clearing I ² t at Rated Voltage	Rated breaking capacity AC	Rated breaking capacity DC	Power dissipation at I _n	Weight
BTCP42V36	T1045275	415 V	240 V	36 A	1000 A ² s	4000 A ² s	80 kA	40 kA	2.8 W	83 g
BTCP42V40	Z1045280	415 V	240 V	40 A	1300 A ² s	4200 A ² s	80 kA	40 kA	3 W	83 g
BTCP42V50	S1045297	415 V	240 V	50 A	2600 A ² s	8750 A ² s	80 kA	40 kA	3.6 W	83 g
BTCP42V63	T1045298	415 V	240 V	63 A	4000 A ² s	13900 A ² s	80 kA	40 kA	4.7 W	83 g
BTCP42V80	V1045299	415 V	240 V	80 A	8500 A ² s	38250 A ² s	80 kA	40 kA	6.5 W	83 g
BTCP42V100	X1045301	415 V	240 V	100 A	14000 A ² s	65000 A ² s	80 kA	40 kA	7.5 W	83 g

Type A4 415VAC/240VDC gG BTCP

Catalog number	Item number	Rated voltage AC (IEC)	Rated voltage DC (IEC)	Rated current I _n	Pre-arcing I ² t	Clearing I ² t at Rated Voltage	Rated breaking capacity AC	Rated breaking capacity DC	Power dissipation at I _n	Weight
BTCP42V125	W1019195	415 V	240 V	125 A	28000 A ² s	78400 A ² s	80 kA	40 kA	11.3 W	0.12 kg
BTCP42V160	X1019196	415 V	240 V	160 A	60000 A ² s	168000 A ² s	80 kA	40 kA	14 W	0.12 kg



BTCP42V160

Type A4 415VAC/240VDC gG BTFP

Catalog number	Item number	Rated voltage AC (IEC)	Rated voltage DC (IEC)	Rated current I _n	Pre-arcing I ² t	Clearing I ² t at Rated Voltage	Rated breaking capacity AC	Rated breaking capacity DC	Power dissipation at I _n	Weight
BTFP42V125	D226300	415 V	240 V	125 A	17000 A ² s	70000 A ² s	80 kA	40 kA	9.2 W	0.15 kg
BTFP42V160	E226301	415 V	240 V	160 A	57000 A ² s	150000 A ² s	80 kA	40 kA	10.7 W	0.15 kg
BTFP42V200	F226302	415 V	240 V	200 A	105000 A ² s	293000 A ² s	80 kA	40 kA	16.2 W	0.15 kg

Offset Tag fuse-links gM 415VAC/240VDC

PRODUCT RANGE

Type A2 415VAC/250VDC gM BTIA

Catalog number	Item number	Rated voltage AC (IEC)	Rated voltage DC (IEC)	Current rating In M ich	Pre-arcing I ² t	Clearing I ² t at Rated Voltage	Rated breaking capacity AC	Rated breaking capacity DC	Power dissipation at I _n	Weight
BTIA42V32M40	G226280	415 V	250 V	32M40 A	1300 A ² s	4200 A ² s	80 kA	40 kA	2.4 W	54 g
BTIA42V32M50	H226251	415 V	250 V	32M50 A	2600 A ² s	8750 A ² s	80 kA	40 kA	2.3 W	54 g
BTIA42V32M63	K226283	415 V	250 V	32M63 A	4000 A ² s	13900 A ² s	80 kA	40 kA	2.4 W	54 g



BTIA42V32M63

MERSEN reserves the right to change, update or correct, without notice, any information contained in this datasheet.

BS-SYSTEM

Offset Tag fuse-links gM 415VAC/240VDC

PRODUCT RANGE



BTIS42V100M125

Type A3 415VAC/240VDC gM BTIS

Catalog number	Item number	Rated voltage AC (IEC)	Rated voltage DC (IEC)	Current rating In M lch	Pre-arcing I ² t	Clearing I ² t at Rated Voltage	Rated breaking capacity AC	Rated breaking capacity DC	Power dissipation at I _n	Weight
BTIS42V63M80	R226289J	415 V	240 V	63M80 A	5500 A ² s	38250 A ² s	80 kA	40 kA	5.1 W	60 g
BTIS42V63M100	S226290J	415 V	240 V	63M100 A	14000 A ² s	650000 A ² s	80 kA	40 kA	5.5 W	60 g
BTIS42V80M100	G1065389	415 V	240 V	80M100 A	14000 A ² s	650000 A ² s	80 kA	40 kA	6 W	60 g
BTIS42V100M125	N1019188	415 V	240 V	100M125 A	28000 A ² s	78400 A ² s	80 kA	40 kA	9 W	82 g
BTIS42V100M160	Q1019190	415 V	240 V	100M160 A	60000 A ² s	168000 A ² s	80 kA	40 kA	8.8 W	88 g

Type A3 415VAC/240VDC gM BTSDS

Catalog number	Item number	Rated voltage AC (IEC)	Rated voltage DC (IEC)	Current rating In M lch	Pre-arcing I ² t	Clearing I ² t at Rated Voltage	Rated breaking capacity AC	Rated breaking capacity DC	Power dissipation at I _n	Weight
BTSDS42V63M80	H1019183	415 V	240 V	63M80 A	8500 A ² s	38250 A ² s	80 kA	40 kA	5.1 W	58 g
BTSDS42V63M100	J1019184	415 V	240 V	63M100 A	14000 A ² s	65000 A ² s	80 kA	40 kA	4.7 W	58 g
BTSDS42V80M100	W1054362	415 V	240 V	80M100 A	14000 A ² s	65000 A ² s	80 kA	40 kA	6 W	84 g
BTSDS42V100M125	K1019185	415 V	240 V	100M125 A	16000 A ² s	70000 A ² s	80 kA	40 kA	9.2 W	84 g

Type A4 415VAC /240VDC gM BTSD

Catalog number	Item number	Rated voltage AC (IEC)	Rated voltage DC (IEC)	Current rating In M lch	Pre-arcing I ² t	Clearing I ² t at Rated Voltage	Rated breaking capacity AC	Rated breaking capacity DC	Power dissipation at I _n	Weight
BTSD42V63M80	B1019200	415 V	240 V	63M80 A	8500 A ² s	38250 A ² s	80 kA	40 kA	5.1 W	60 g
BTSD42V63M100	C1019201	415 V	240 V	63M100 A	14000 A ² s	65000 A ² s	80 kA	40 kA	4.7 W	60 g
BTSD42V80M100	X1054363	415 V	240 V	80M100 A	14000 A ² s	65000 A ² s	80 kA	40 kA	6 W	60 g
BTSD42V100M125	D1019202	415 V	240 V	100M125 A	16000 A ² s	70000 A ² s	80 kA	40 kA	9.2 W	60 g



BTCP42V100M200

Type A4 415VAC/240VDC gM BTCP

Catalog number	Item number	Rated voltage AC (IEC)	Rated voltage DC (IEC)	Current rating In M lch	Pre-arcing I ² t	Clearing I ² t at Rated Voltage	Rated breaking capacity AC	Rated breaking capacity DC	Power dissipation at I _n	Weight
BTCP42V100M125	A226297	415 V	240 V	100M125 A	28000 A ² s	78400 A ² s	80 kA	40 kA	9 W	0.16 kg
BTCP42V100M160	B226298	415 V	240 V	100M160 A	60000 A ² s	168000 A ² s	80 kA	40 kA	8.8 W	0.16 kg
BTCP42V100M200	C226299	415 V	240 V	100M200 A	105000 A ² s	293000 A ² s	80 kA	40 kA	8.1 W	0.16 kg

Type A4 415VAC/240VDC gM BTFP

Catalog number	Item number	Rated voltage AC (IEC)	Rated voltage DC (IEC)	Current rating In M lch	Pre-arcing I ² t	Clearing I ² t at Rated Voltage	Rated breaking capacity AC	Rated breaking capacity DC	Power dissipation at I _n	Weight
BTFP42V200M250	G226303A	415 V	240 V	200M250 A	190000 A ² s	532000 A ² s	80 kA	40 kA	19.2 W	0.29 kg
BTFP42V200M315	H226304A	415 V	240 V	200M315 A	270000 A ² s	756000 A ² s	80 kA	40 kA	19.7 W	0.29 kg

MERSEN reserves the right to change, update or correct, without notice, any information contained in this datasheet.

Central Bolted Tag fuse-links gG 415VAC/240VDC

PRODUCT RANGE

Type B1 415VAC/240VDC gG BTBC 2 hole

Catalog number	Item number	Rated voltage AC (IEC)	Rated voltage DC (IEC)	Rated current I_n	Pre-arcing I^2t	Clearing I^2t at Rated Voltage	Rated breaking capacity AC	Rated breaking capacity DC	Power dissipation at I_n	Weight
BTBC42V32	J226305	415 V	240 V	32 A	700 A ² s	3000 A ² s	80 kA	40 kA	3.6 W	0.13 kg
BTBC42V40	K226306	415 V	240 V	40 A	1300 A ² s	5850 A ² s	80 kA	40 kA	4 W	0.13 kg
BTBC42V50	L226307	415 V	240 V	50 A	2600 A ² s	11700 A ² s	80 kA	40 kA	4.8 W	0.13 kg
BTBC42V63	M226308	415 V	240 V	63 A	4000 A ² s	17500 A ² s	80 kA	40 kA	5.9 W	0.13 kg

Type B1C 415VAC/240VDC gG BTC 2 hole

Catalog number	Item number	Rated voltage AC (IEC)	Rated voltage DC (IEC)	Rated current I_n	Pre-arcing I^2t	Clearing I^2t at Rated Voltage	Rated breaking capacity AC	Rated breaking capacity DC	Power dissipation at I_n	Weight
BTC42V80	Y1045302	415 V	240 V	80 A	8500 A ² s	38250 A ² s	80 kA	40 kA	6.5 W	84.5 g
BTC42V100	Z1045303	415 V	240 V	100 A	14000 A ² s	65000 A ² s	80 kA	40 kA	7.5 W	84.5 g



BTBC42V100

Type B1 415VAC/240VDC gG BTC

Catalog number	Item number	Rated voltage AC (IEC)	Rated voltage DC (IEC)	Rated current I_n	Pre-arcing I^2t	Clearing I^2t at Rated Voltage	Rated breaking capacity AC	Rated breaking capacity DC	Power dissipation at I_n	Weight
BTC42V125	E1019203	415 V	240 V	125 A	28000 A ² s	78400 A ² s	80 kA	40 kA	11.3 W	0.12 kg
BTC42V160	F1019204	415 V	240 V	160 A	60000 A ² s	168000 A ² s	80 kA	40 kA	8.8 W	0.12 kg
BTC42V200	W1066276	415 V	240 V	200 A	105000 A ² s	293000 A ² s	80 kA	40 kA	16.2 W	0.12 kg

Type B1 415VAC /240VDC gG BTSDC

Catalog number	Item number	Rated voltage AC (IEC)	Rated voltage DC (IEC)	Rated current I_n	Pre-arcing I^2t	Clearing I^2t at Rated Voltage	Rated breaking capacity AC	Rated breaking capacity DC	Power dissipation at I_n	Weight
BTSDC42V80	G1019205	415 V	240 V	80 A	8500 A ² s	38250 A ² s	80 kA	40 kA	6.5 W	86 g
BTSDC42V100	H1019206	415 V	240 V	100 A	14000 A ² s	65000 A ² s	80 kA	40 kA	7.5 W	86 g
BTSDC42V125	J1019207	415 V	240 V	125 A	16000 A ² s	70000 A ² s	80 kA	40 kA	11.5 W	86 g

Type B2 415VAC/240VDC gG BTF 2 hole

Catalog number	Item number	Rated voltage AC (IEC)	Rated voltage DC (IEC)	Rated current I_n	Pre-arcing I^2t	Clearing I^2t at Rated Voltage	Rated breaking capacity AC	Rated breaking capacity DC	Power dissipation at I_n	Weight
BTF42V125	T226314	415 V	240 V	125 A	17000 A ² s	70000 A ² s	80 kA	40 kA	9.2 W	0.15 kg
BTF42V160	V226315	415 V	240 V	160 A	57000 A ² s	150000 A ² s	80 kA	40 kA	10.7 W	0.15 kg
BTF42V200	W226316	415 V	240 V	200 A	105000 A ² s	293000 A ² s	80 kA	40 kA	16.2 W	0.15 kg



BTF42V125

Type B3 415VAC/240VDC gG BTKF 2 hole

Catalog number	Item number	Rated voltage AC (IEC)	Rated voltage DC (IEC)	Rated current I_n	Pre-arcing I^2t	Clearing I^2t at Rated Voltage	Rated breaking capacity AC	Rated breaking capacity DC	Power dissipation at I_n	Weight
BTKF42V250	Z226319	415 V	240 V	250 A	190000 A ² s	532000 A ² s	80 kA	40 kA	24 W	0.31 kg
BTKF42V315	A226320	415 V	240 V	315 A	270000 A ² s	756000 A ² s	80 kA	40 kA	31 W	0.31 kg



BTKF42V250

Central Bolted Tag fuse-links gG 415VAC/240VDC

PRODUCT RANGE



BTM42V315

Type B3X 415VAC/240VDC gG BTM 2 hole

Catalog number	Item number	Rated voltage AC (IEC)	Rated voltage DC (IEC)	Rated current I _n	Pre-arcing I ² t	Clearing I ² t at Rated Voltage	Rated breaking capacity AC	Rated breaking capacity DC	Power dissipation at I _n	Weight
BTM42V250	C226322	415 V	240 V	250 A	190000 A ² s	532000 A ² s	80 kA	40 kA	24 W	0.34 kg
BTM42V315	D226323	415 V	240 V	315 A	270000 A ² s	756000 A ² s	80 kA	40 kA	31 W	0.34 kg



BTMF42V400

Type B4 415VAC/240VDC gG BTMF 2 hole

Catalog number	Item number	Rated voltage AC (IEC)	Rated voltage DC (IEC)	Rated current I _n	Pre-arcing I ² t	Clearing I ² t at Rated Voltage	Rated breaking capacity AC	Rated breaking capacity DC	Power dissipation at I _n	Weight
BTMF42V355	E226324	415 V	240 V	355 A	395000 A ² s	1106000 A ² s	80 kA	40 kA	32 W	0.61 kg
BTMF42V400	F226325	415 V	240 V	400 A	505000 A ² s	1414000 A ² s	80 kA	40 kA	38 W	0.61 kg



BTM42V400

Type C1 415VAC/240VDC gG BTM 4 hole

Catalog number	Item number	Rated voltage AC (IEC)	Rated voltage DC (IEC)	Rated current I _n	Pre-arcing I ² t	Clearing I ² t at Rated Voltage	Rated breaking capacity AC	Rated breaking capacity DC	Power dissipation at I _n	Weight
BTM42V355	G226326	415 V	240 V	355 A	395000 A ² s	1106000 A ² s	80 kA	40 kA	32 W	0.73 kg
BTM42V400	H226327	415 V	240 V	400 A	505000 A ² s	1414000 A ² s	80 kA	40 kA	38 W	0.73 kg



BTTM42V630

Type C2 415VAC/240VDC gG BTTM 4 hole

Catalog number	Item number	Rated voltage AC (IEC)	Rated voltage DC (IEC)	Rated current I _n	Pre-arcing I ² t	Clearing I ² t at Rated Voltage	Rated breaking capacity AC	Rated breaking capacity DC	Power dissipation at I _n	Weight
BTTM42V450	J226328	415 V	240 V	450 A	650000 A ² s	1820000 A ² s	80 kA	40 kA	42 W	1.1 kg
BTTM42V500	K226329	415 V	240 V	500 A	850000 A ² s	2380000 A ² s	80 kA	40 kA	48 W	1.1 kg
BTTM42V560	L226330	415 V	240 V	560 A	1200000 A ² s	3360000 A ² s	80 kA	40 kA	50 W	1.1 kg
BTTM42V630	M226331	415 V	240 V	630 A	1546000 A ² s	4437000 A ² s	80 kA	40 kA	54 W	1.1 kg

Type C3 415VAC/240VDC gG BTLM 4 hole

Catalog number	Item number	Rated voltage AC (IEC)	Rated voltage DC (IEC)	Rated current I _n	Pre-arcing I ² t	Clearing I ² t at Rated Voltage	Rated breaking capacity AC	Rated breaking capacity DC	Power dissipation at I _n	Weight
BTLM42V670	N226332	415 V	240 V	670 A	1950000 A ² s	5460000 A ² s	80 kA	40 kA	60 W	1.36 kg
BTLM42V710	P226333	415 V	240 V	710 A	2400000 A ² s	6720000 A ² s	80 kA	40 kA	62 W	1.36 kg
BTLM42V750	Q226334	415 V	240 V	750 A	3000000 A ² s	8400000 A ² s	80 kA	40 kA	65 W	1.36 kg
BTLM42V800	R226335	415 V	240 V	800 A	3769000 A ² s	1.09E007 A ² s	80 kA	40 kA	68 W	1.36 kg

MERSEN reserves the right to change, update or correct, without notice, any information contained in this datasheet.

Central Bolted fuse-links gM 415VAC/240VDC

PRODUCT RANGE



BTC42V100M200

Type B1 415VAC/240VDC gM BTC 2 holes

Catalog number	Item number	Rated voltage AC (IEC)	Rated voltage DC (IEC)	Current rating In M lch	Pre-arcing I ² t	Clearing I ² t at Rated Voltage	Rated breaking capacity AC	Rated breaking capacity DC	Power dissipation at In	Weight
BTC42V100M125	Q226311	415 V	240 V	100M125 A	28000 A ² s	78400 A ² s	80 kA	40 kA	9 W	0.12 kg
BTC42V100M160	R226312	415 V	240 V	100M160 A	60000 A ² s	168000 A ² s	80 kA	40 kA	8.8 W	0.12 kg
BTC42V100M200	S226313	415 V	240 V	100M200 A	105000 A ² s	293000 A ² s	80 kA	40 kA	8.1 W	0.24 kg

Type B1 415VAC/240VDC gM BTSDL

Catalog number	Item number	Rated voltage AC (IEC)	Rated voltage DC (IEC)	Current rating In M lch	Pre-arcing I ² t	Clearing I ² t at Rated Voltage	Rated breaking capacity AC	Rated breaking capacity DC	Power dissipation at In	Weight
BTSDC42V100M125	M1019210	415 V	240 V	100M125 A	16000 A ² s	70000 A ² s	80 kA	40 kA	9.2 W	86 g
BTSDC42V63M100	L1019209	415 V	240 V	63M100 A	14000 A ² s	65000 A ² s	80 kA	40 kA	4.7 W	86 g
BTSDC42V63M80	K1019208	415 V	240 V	63M80 A	8500 A ² s	38250 A ² s	80 kA	40 kA	5.1 W	86 g
BTSDC42V80M100	Y1054364	415 V	240 V	80M100 A	14000 A ² s	65000 A ² s	80 kA	40 kA	6 W	86 g



BTF42V200M315

Type B2 415VAC/240VDC gM BTF 2 hole

Catalog number	Item number	Rated voltage AC (IEC)	Rated voltage DC (IEC)	Current rating In M lch	Pre-arcing I ² t	Clearing I ² t at Rated Voltage	Rated breaking capacity AC	Rated breaking capacity DC	Power dissipation at In	Weight
BTF42V200M250	X226317	415 V	240 V	200M250 A	190000 A ² s	532000 A ² s	80 kA	40 kA	19.2 W	0.29 kg
BTF42V200M315	Y226318	415 V	240 V	200M315 A	270000 A ² s	756000 A ² s	80 kA	40 kA	19.7 W	0.29 kg

Type B3 415VAC/240VDC gM BTFK 2 hole

Catalog number	Item number	Rated voltage AC (IEC)	Rated voltage DC (IEC)	Current rating In M lch	Pre-arcing I ² t	Clearing I ² t at Rated Voltage	Rated breaking capacity AC	Rated breaking capacity DC	Power dissipation at In	Weight
BTFK42V315M400	B226321	415 V	240 V	315M400 A	505000 A ² s	1414000 A ² s	80 kA	40 kA	30 W	0.62 kg

Offset Tag fuse-links gG 690VAC/460VDC

PRODUCT RANGE



BTIA69V16

Type A2 690VAC/460VDC gG BTIA

Catalog number	Item number	Rated voltage AC (IEC)	Rated voltage DC (IEC)	Rated current In	Pre-arcing I ² t	Clearing I ² t at Rated Voltage	Rated breaking capacity AC	Rated breaking capacity DC	Power dissipation at In	Weight
BTIA69V2	G1019251	690 V	460 V	2 A	1 A ² s	6.5 A ² s	80 kA	40 kA	0.8 W	56 g
BTIA69V4	H1019252	690 V	460 V	4 A	7.6 A ² s	50 A ² s	80 kA	40 kA	1.4 W	56 g
BTIA69V6	J1019253	690 V	460 V	6 A	28 A ² s	180 A ² s	80 kA	40 kA	1.7 W	56 g
BTIA69V10	K1019254	690 V	460 V	10 A	70 A ² s	380 A ² s	80 kA	40 kA	1.2 W	56 g
BTIA69V16	L1019255	690 V	460 V	16 A	120 A ² s	580 A ² s	80 kA	40 kA	1.6 W	56 g
BTIA69V20	M1019256	690 V	460 V	20 A	250 A ² s	1450 A ² s	80 kA	40 kA	1.7 W	56 g
BTIA69V25	N1019257	690 V	460 V	25 A	420 A ² s	2500 A ² s	80 kA	40 kA	2 W	56 g
BTIA69V32	P1019258	690 V	460 V	32 A	670 A ² s	3900 A ² s	80 kA	40 kA	2.9 W	56 g
BTIA69V36	S1019261	690 V	460 V	36 A	700 A ² s	4500 A ² s	80 kA	40 kA	3.8 W	56 g
BTIA69V40	T1019262	690 V	460 V	40 A	1300 A ² s	7400 A ² s	80 kA	40 kA	4 W	56 g
BTIA69V50	V1019263	690 V	460 V	50 A	2600 A ² s	15000 A ² s	80 kA	40 kA	4.8 W	56 g
BTIA69V63	W1019264	690 V	460 V	63 A	4000 A ² s	23000 A ² s	80 kA	40 kA	5.9 W	56 g

MERSEN reserves the right to change, update or correct, without notice, any information contained in this datasheet.

BS-SYSTEM

Offset Tag fuse-links gG 690VAC/460VDC

PRODUCT RANGE

Type A3 690VAC/460VDC gG BTIS



BTIS69V63

Catalog number	Item number	Rated voltage AC (IEC)	Rated voltage DC (IEC)	Rated current I _n	Pre-arcing I ² t	Clearing I ² t at Rated Voltage	Rated breaking capacity AC	Rated breaking capacity DC	Power dissipation at I _n	Weight
BTIS69V36	N1006584	690 V	460 V	36 A	700 A ² s	4500 A ² s	80 kA	40 kA	3.8 W	57.8 g
BTIS69V40	P1006585	690 V	460 V	40 A	1300 A ² s	7400 A ² s	80 kA	40 kA	4 W	57.8 g
BTIS69V50	Q1006586	690 V	460 V	50 A	2600 A ² s	15000 A ² s	80 kA	40 kA	4.8 W	57.8 g
BTIS69V63	R1006587	690 V	460 V	63 A	4000 A ² s	23000 A ² s	80 kA	40 kA	5.9 W	57.8 g

Type A4 690VAC/460VDC gG BTCP



BTCP69V100

Catalog number	Item number	Rated voltage AC (IEC)	Rated voltage DC (IEC)	Rated current I _n	Pre-arcing I ² t	Clearing I ² t at Rated Voltage	Rated breaking capacity AC	Rated breaking capacity DC	Power dissipation at I _n	Weight
BTCP69V36	H1019275	690 V	460 V	36 A	700 A ² s	4500 A ² s	80 kA	40 kA	3.8 W	82.6 g
BTCP69V40	M1006606	690 V	460 V	40 A	1300 A ² s	7400 A ² s	80 kA	40 kA	4 W	82.6 g
BTCP69V50	N1006607	690 V	460 V	50 A	2600 A ² s	15000 A ² s	80 kA	40 kA	4.8 W	82.6 g
BTCP69V63	J1019276E	690 V	460 V	63 A	4000 A ² s	23000 A ² s	80 kA	40 kA	5.9 W	82.6 g
BTCP69V80	S1006611	690 V	460 V	80 A	8500 A ² s	48500 A ² s	80 kA	40 kA	6.5 W	82.6 g
BTCP69V100	T1006612	690 V	460 V	100 A	14000 A ² s	80000 A ² s	80 kA	40 kA	7.5 W	82.6 g

Offset Tag fuse-links gM 690VAC/460VDC

PRODUCT RANGE

Type A2 690VAC/460VDC gM BTIA

Catalog number	Item number	Rated voltage AC (IEC)	Rated voltage DC (IEC)	Current rating in M Ich	Pre-arcing I ² t	Clearing I ² t at Rated Voltage	Rated breaking capacity AC	Rated breaking capacity DC	Power dissipation at I _n	Weight
BTIA69V10M16	A1019751	690 V	460 V	10M16 A	120 A ² s	580 A ² s	80 kA	40 kA	1 W	56 g
BTIA69V16M20	B1019752	690 V	460 V	16M20 A	250 A ² s	1450 A ² s	80 kA	40 kA	1.4 W	56 g
BTIA69V20M25	Q1019259	690 V	460 V	20M25 A	420 A ² s	2500 A ² s	80 kA	40 kA	1.6 W	56 g
BTIA69V20M32	R1019260	690 V	460 V	20M32 A	670 A ² s	3900 A ² s	80 kA	40 kA	1.8 W	56 g
BTIA69V25M32	C1019753	690 V	460 V	25M32 A	670 A ² s	3900 A ² s	80 kA	40 kA	2.3 W	56 g
BTIA69V32M36	A1019268	690 V	460 V	32M36 A	700 A ² s	4500 A ² s	80 kA	40 kA	3.4 W	56 g
BTIA69V32M40	X1019265	690 V	460 V	32M40 A	1300 A ² s	7400 A ² s	80 kA	40 kA	3.2 W	56 g
BTIA69V32M50	Y1019266	690 V	460 V	32M50 A	2600 A ² s	15000 A ² s	80 kA	40 kA	3 W	56 g
BTIA69V32M63	Z1019267	690 V	460 V	32M63 A	4000 A ² s	23000 A ² s	80 kA	40 kA	3 W	56 g

Type A3 690VAC/460VDC gM BTIS



BTIS69V32M40

Catalog number	Item number	Rated voltage AC (IEC)	Rated voltage DC (IEC)	Current rating in M Ich	Pre-arcing I ² t	Clearing I ² t at Rated Voltage	Rated breaking capacity AC	Rated breaking capacity DC	Power dissipation at I _n	Weight
BTIS69V32M36	C1019270	690 V	460 V	32M36 A	700 A ² s	4500 A ² s	80 kA	40 kA	3.4 W	57.5 g
BTIS69V32M40	D1006598	690 V	460 V	32M40 A	1300 A ² s	7400 A ² s	80 kA	40 kA	3.2 W	57.5 g
BTIS69V32M50	E1006599	690 V	460 V	32M50 A	2600 A ² s	15000 A ² s	80 kA	40 kA	3 W	57.5 g
BTIS69V32M63	F1006600	690 V	460 V	32M63 A	4000 A ² s	23000 A ² s	80 kA	40 kA	3 W	57.5 g

Offset Tag fuse-links gM 690VAC/460VDC

PRODUCT RANGE



BTCP69V63M80

Type A4 690VAC/460VDC gM BTCP

Catalog number	Item number	Rated voltage AC (IEC)	Rated voltage DC (IEC)	Current rating In M lch	Pre-arcing I ² t	Clearing I ² t at Rated Voltage	Rated breaking capacity AC	Rated breaking capacity DC	Power dissipation at In	Weight
BTCP69V32M36	K1019277	690 V	460 V	32M36 A	700 A ² s	4500 A ² s	80 kA	40 kA	3.4 W	82 g
BTCP69V32M40	L1019278	690 V	460 V	32M40 A	1300 A ² s	7400 A ² s	80 kA	40 kA	3.2 W	82 g
BTCP69V32M50	M1019279	690 V	460 V	32M50 A	2600 A ² s	15000 A ² s	80 kA	40 kA	3 W	82 g
BTCP69V32M63	N1019280	690 V	460 V	32M63 A	4000 A ² s	23000 A ² s	80 kA	40 kA	3 W	82 g
BTCP69V63M80	V1006613	690 V	460 V	63M80 A	8500 A ² s	48500 A ² s	80 kA	40 kA	5.1 W	0.11 kg
BTCP69V63M100	W1006614	690 V	460 V	63M100 A	14000 A ² s	80000 A ² s	80 kA	40 kA	4.7 W	0.11 kg
BTCP69V80M100*	Z1054365	690 V	460 V	80M100 A	14000 A ² s	80000 A ² s	80 kA	40 kA	6 W	0.11 kg

* No asta

Central Bolted Tag fuse-links gG 690VAC/460VDC

PRODUCT RANGE



BTC69V80

Type B1 690VAC/460VDC gG BTC 2 hole

Catalog number	Item number	Rated voltage AC (IEC)	Rated voltage DC (IEC)	Rated current In	Pre-arcing I ² t	Clearing I ² t at Rated Voltage	Rated breaking capacity AC	Rated breaking capacity DC	Power dissipation at In	Weight
BTC69V80	B1019775	690 V	460 V	80 A	8500 A ² s	48500 A ² s	80 kA	40 kA	6.5 W	0.13 kg
BTC69V100	A1006618	690 V	460 V	100 A	14000 A ² s	80000 A ² s	80 kA	40 kA	7.5 W	0.13 kg

BTF69V200

Type B2 690VAC/460VDC gG BTF 2 hole

Catalog number	Item number	Rated voltage AC (IEC)	Rated voltage DC (IEC)	Rated current In	Pre-arcing I ² t	Clearing I ² t at Rated Voltage	Rated breaking capacity AC	Rated breaking capacity DC	Power dissipation at In	Weight
BTF69V125	D1006621	690 V	460 V	125 A	28000 A ² s	140000 A ² s	80 kA	40 kA	11.3 W	0.31 kg
BTF69V160	E1006622	690 V	460 V	160 A	60000 A ² s	300000 A ² s	80 kA	40 kA	14.5 W	0.31 kg
BTF69V200	F1006623	690 V	460 V	200 A	105000 A ² s	350000 A ² s	80 kA	40 kA	16.2 W	0.31 kg

BTKF69V250

Type B2 690VAC/460VDC gG BTKF 2 hole

Catalog number	Item number	Rated voltage AC (IEC)	Rated voltage DC (IEC)	Rated current In	Pre-arcing I ² t	Clearing I ² t at Rated Voltage	Rated breaking capacity AC	Rated breaking capacity DC	Power dissipation at In	Weight
BTKF69V250*	P1036991	690 V	460 V	250 A	190000 A ² s	700000 A ² s	80 kA	40 kA	24 W	0.59 kg
BTKF69V315*	Q1036992	690 V	460 V	315 A	270000 A ² s	1350000 A ² s	80 kA	40 kA	31 W	0.59 kg

* No asta



BTMF69V355

Type B4 690VAC/460VDC gG BTMF 2 hole

Catalog number	Item number	Rated voltage AC (IEC)	Rated voltage DC (IEC)	Rated current In	Pre-arcing I ² t	Clearing I ² t at Rated Voltage	Rated breaking capacity AC	Rated breaking capacity DC	Power dissipation at In	Weight
BTMF69V250	J1006626	690 V	460 V	250 A	190000 A ² s	700000 A ² s	80 kA	40 kA	24 W	0.62 kg
BTMF69V315	K1006627	690 V	460 V	315 A	270000 A ² s	1350000 A ² s	80 kA	40 kA	31 W	0.62 kg
BTMF69V355	L1006628	690 V	460 V	355 A	395000 A ² s	1975000 A ² s	80 kA	40 kA	32 W	0.62 kg
BTMF69V400	M1006629	690 V	460 V	400 A	505000 A ² s	2525000 A ² s	80 kA	40 kA	38 W	0.62 kg

MERSEN reserves the right to change, update or correct, without notice, any information contained in this datasheet.

BS-SYSTEM

Central Bolted Tag fuse-links gM 690VAC/460VDC

PRODUCT RANGE



BTM69V63M100

Type B1 690VAC/460VDC gM BTC 2 hole

Catalog number	Item number	Rated voltage AC (IEC)	Rated voltage DC (IEC)	Current rating In M lch	Pre-arcing I ² t	Clearing I ² t at Rated Voltage	Rated breaking capacity AC	Rated breaking capacity DC	Power dissipation at I _n	Weight
BTC69V63M80	B1006619	690 V	460 V	63M80 A	8500 A ² s	48500 A ² s	80 kA	40 kA	5.1 W	0.12 kg
BTC69V63M100	C1006620	690 V	460 V	63M100 A	14000 A ² s	80000 A ² s	80 kA	40 kA	4.7 W	0.12 kg
BTC69V80M100*	A1054366	690 V	460 V	80M100 A	14000 A ² s	80000 A ² s	80 kA	40 kA	6 W	0.12 kg

* No asta

Type B2 690VAC/460VDC gM BTF 2 hole

Catalog number	Item number	Rated voltage AC (IEC)	Rated voltage DC (IEC)	Current rating In M lch	Pre-arcing I ² t	Clearing I ² t at Rated Voltage	Rated breaking capacity AC	Rated breaking capacity DC	Power dissipation at I _n	Weight
BTF69V125M160	G1006624	690 V	460 V	125M160 A	60000 A ² s	300000 A ² s	80 kA	40 kA	11.3 W	0.31 kg
BTF69V125M200	H1006625	690 V	460 V	125M200 A	105000 A ² s	350000 A ² s	80 kA	40 kA	10.1 W	0.31 kg



BTMF69V315M400

Type B4 690VAC/460VDC gM BTMF 2 hole

Catalog number	Item number	Rated voltage AC (IEC)	Rated voltage DC (IEC)	Current rating In M lch	Pre-arcing I ² t	Clearing I ² t at Rated Voltage	Rated breaking capacity AC	Rated breaking capacity DC	Power dissipation at I _n	Weight
BTMF69V315M400	N1006630	690 V	460 V	315M400 A	505000 A ² s	2525000 A ² s	80 kA	40 kA	30 W	0.62 kg



BTM69V315

Type C1 690VAC/460VDC gM BTM 4 hole

Catalog number	Item number	Rated voltage AC (IEC)	Rated voltage DC (IEC)	Rated current I _n	Pre-arcing I ² t	Clearing I ² t at Rated Voltage	Rated breaking capacity AC	Rated breaking capacity DC	Power dissipation at I _n	Weight
BTM69V250	P1006631	690 V	460 V	250 A	190000 A ² s	700000 A ² s	80 kA	40 kA	24 W	0.69 kg
BTM69V315	R1006633	690 V	460 V	315 A	270000 A ² s	1350000 A ² s	80 kA	40 kA	31 W	0.69 kg
BTM69V355	S1006634	690 V	460 V	355 A	395000 A ² s	1975000 A ² s	80 kA	40 kA	32 W	0.69 kg
BTM69V400	W1006637	690 V	460 V	400 A	505000 A ² s	2525000 A ² s	80 kA	40 kA	38 W	0.69 kg

Central Bolted Tag fuse-links gG 690VAC

PRODUCT RANGE



BTTM69V560

Type C2 690VAC gG BTTM

Catalog number	Item number	Rated voltage AC (IEC)	Current rating In M lch	Pre-arcing I ² t	Clearing I ² t at Rated Voltage	Rated breaking capacity AC	Power dissipation at I _n	Weight
BTTM69V450	Y1006639	690 V	69V450 A	650000 A ² s	3300000 A ² s	80 kA	42 W	1.11 kg
BTTM69V500	Z1006640	690 V	69V500 A	850000 A ² s	4250000 A ² s	80 kA	48 W	1.11 kg
BTTM69V560	A1006641	690 V	69V560 A	1200000 A ² s	5800000 A ² s	80 kA	50 W	1.11 kg
BTTM69V630	B1006642	690 V	69V630 A	1546000 A ² s	9800000 A ² s	80 kA	54 W	1.11 kg



BTLM69V670

Type C3 690VAC gG BTLM 4 hole

Catalog number	Item number	Rated voltage AC (IEC)	Current rating In M lch	Pre-arcing I ² t	Clearing I ² t at Rated Voltage	Rated breaking capacity AC	Power dissipation at I _n	Weight
BTLM69V670	D1019271	690 V	69V670 A	1950 kA ² s	10100 kA ² s	80 kA	60 W	1.4 kg
BTLM69V710	E1019272	690 V	69V710 A	2400 kA ² s	12000 kA ² s	80 kA	62 W	1.4 kg
BTLM69V750	F1019273	690 V	69V750 A	3000 kA ² s	14200 kA ² s	80 kA	65 W	1.4 kg
BTLM69V800	G1019274	690 V	69V800 A	3769 A ² s	15000 kA ² s	80 kA	68 W	1.4 kg

MERSEN reserves the right to change, update or correct, without notice, any information contained in this datasheet.

Fuse-holders for Offset Blade & Central Bolted Tag Fuse-links 550V/690V

PRODUCT RANGE



Type BFF - Fuse-holders for Offset Blade & Central Bolted Tag Fuse-links 550V/690V Front wire connected (front - front)

Catalog number	Item number	Rated voltage AC	Rated current (A)	Type of connection	Color	fuse-link type	Mersen neutral-link type	Package
BFF32F1	A230138F	550	32	Front-Front	Black	F1	BNS55Vxx	6
BFF32F1G	B1012553F	550	32	Front-Front	Green	F1		6
BFF32F1W	P239121F	550	32	Front-Front	White	F1	BNEUTRALF1	6
BFF63F2	S239124F	550	63	Front-Front	Black	F2	BES55Vxx	6
BFF63F2G	Z239130F	550	63	Front-Front	Green	F2	BES42Vxx	6
BFF63F2W	W239127F	550	63	Front-Front	White	F2	BNEUTRALF2	6
BFF32A1	D239088F	550	32	Front-Front	Black	A1	BNIT55Vxx	6
BFF32A1G	K239094F	550	32	Front-Front	Green	A1		6
BFF32A1W	G239091F	550	32	Front-Front	White	A1	BNEUTRALA1	6
BFF32A2	C230140F	690	32	Front-Front	Black	A2	BTIA55Vxx	6
BFF32A2G	Z1012551F	690	32	Front-Front	Green	A2	BTIA69Vxx	6
BFF32A2W	A1012552F	690	32	Front-Front	White	A2	BNEUTRALA2	6
BFF63A3	F230143F	690	63	Front-Front	Black	A3	BTSS42Vxx BTSDS42Vxx BTSDS42Vxxx BTIS69Vxx	6
BFF63A3G	Z239107F	690	63	Front-Front	Green	A3		6
BFF63A3W	W239104F	690	63	Front-Front	White	A3	BNEUTRALA3	6
BFF125A4	H230145A	690	125	Front-Front	Black	A4	BTSD42Vxxx BTCP42Vxxx BTCP69Vxxx	1
BFF125A4G	K239117A	690	125	Front-Front	Green	A4		1
BFF125A4W	D239111A	690	125	Front-Front	White	A4	BNEUTRALA4	1

BS-SYSTEM



Type BBB - Fuse-holders for Offset Blade & Central Bolted Tag Fuse-links 550V/690V Back stud connected (back - back)

Catalog number	Item number	Rated voltage AC	Rated current (A)	Type of connection	Color	fuse-link type	Mersen neutral-link type	Package
BBB32F1	N239120F	550	32	Back-Back	Black	F1	BNS55Vxx	6
BBB32F1G	V1012547F	550	32	Back-Back	Green	F1		6
BBB32F1W	Q239122F	550	32	Back-Back	White	F1	BNEUTRALF1	6
BBB63F2	T239125F	550	63	Back-Back	Black	F2	BES55Vxx	6
BBB63F2G	A239131F	550	63	Back-Back	Green	F2	BES42Vxx	6
BBB63F2W	X239128F	550	63	Back-Back	White	F2	BNEUTRALF2	6
BBB32A1	E239089F	550	32	Back-Back	Black	A1	BNIT55Vxx	6
BBB32A1G	L239095F	550	32	Back-Back	Green	A1		6
BBB32A1W	H239092F	550	32	Back-Back	White	A1	BNEUTRALA1	6
BBB32A2	P1012542F	690	32	Back-Back	Black	A2	BTIA55Vxx	6
BBB32A2G	S1012545F	690	32	Back-Back	Green	A2	BTIA69Vxx	6
BBB32A2W	T1012546F	690	32	Back-Back	White	A2	BNEUTRALA2	6
BBB63A3	V239103F	690	63	Back-Back	Black	A3	BTSS42Vxx BTSDS42Vxx BTSDS42Vxxx BTIS69Vxx	6
BBB63A3G	A239108F	690	63	Back-Back	Green	A3		6
BBB63A3W	X239105F	690	63	Back-Back	White	A3	BNEUTRALA3	6
BBB125A4	C239110A	690	125	Back-Back	Black	A4	BTSD42Vxxx BTCP42Vxxx BTCP69Vxxx	1
BBB125A4G	L239118A	690	125	Back-Back	Green	A4		1
BBB125A4W	E239112A	690	125	Back-Back	White	A4	BNEUTRALA4	1

MERSEN reserves the right to change, update or correct, without notice, any information contained in this datasheet.

Fuse-holders for Offset Blade & Central Bolted Tag Fuse-links 550V/690V

PRODUCT RANGE



Type BFB - Fuse-holders for Offset Blade & Central Bolted Tag Fuse-links 550V/690V Front Back (busbar) stud connected

Catalog number	Item number	Rated voltage AC	Rated current (A)	Type of connection	Color	fuse-link type	Mersen neutral-link type	Package
BFB32F1	B230139F	550	32	Front-Back	Black	F1	BNS55Vxx	6
BFB32F1G	Y1012550F	550	32	Front-Back	Green	F1		6
BFB32F1W	R239123F	550	32	Front-Back	White	F1	BNEUTRALF1	6
BFB63F2	V239126F	550	63	Front-Back	Black	F2	BES55Vxx	6
BFB63F2G	B239132F	550	63	Front-Back	Green	F2	BES42Vxx	6
BFB63F2W	Y239129F	550	63	Front-Back	White	F2	BNEUTRALF2	6
BFB32A1	F239090F	550	32	Front-Back	Black	A1	BNIT55Vxx	6
BFB32A1G	M239096F	550	32	Front-Back	Green	A1		6
BFB32A1W	J239093F	550	32	Front-Back	White	A1	BNEUTRALA1	6
BFB32A2	D230141F	690	32	Front-Back	Black	A2	BTIA55Vxx	6
BFB32A2G	W1012548F	690	32	Front-Back	Green	A2	BTIA69Vxx	6
BFB32A2W	X1012549F	690	32	Front-Back	White	A2	BNEUTRALA2	6
BFB63A3	G230144F	690	63	Front-Back	Black	A3	BTSS42Vxx	6
BFB63A3G	B239109F	690	63	Front-Back	Green	A3	BTSDS42Vxx BTSDS42Vxxx BTIS69Vxx	6
BFB63A3W	Y239106F	690	63	Front-Back	White	A3	BNEUTRALA3	6
BFB125A4	J230146A	690	125	Front-Back	Black	A4	BTSD42Vxxx	1
BFB125A4G	M239119A	690	125	Front-Back	Green	A4	BTCP42Vxxx BTCP69Vxxx	1
BFB125A4W	F239113A	690	125	Front-Back	White	A4	BNEUTRALA4	1



Phenolic Type - Fuse-holders for Offset Blade Fuse-links 550V Front wire connected (front - front) or Back stud connected (back - back)

Catalog number	Item number	Rated voltage AC	Rated current (A)	Type of connection	Color	fuse-link type	Mersen fuse-link cat. number	Package
BNSH32F1	T1036995F	550	32	Front-Front	Black	F1	BNS55Vxx	6
BNSP32F1	W1036297F	550	32	Back-Back	Black	F1		6

Neutral-links for BS88 fuse-holders for BS88

PRODUCT RANGE

Neutral-links for fuse-holders for BS88 fuse-links

Catalog number	Item number	Rated voltage AC	Rated current (A)	Type of connection	Color	fuse-link type	Mersen neutral-link type	Package
BNEUTRALF1	D239134J	550	32	-	-	F1	-	10
BNEUTRALF2	E239135J	550	63	-	-	F2	-	10
BNEUTRALA1	F239136J	550	32	-	-	A1	-	10
BNEUTRALA2	G239137J	690	32	-	-	A2	-	10
BNEUTRALA3	H239138J	690	63	-	-	A3	-	10
BNEUTRALA4	J239139J	690	125	-	-	A4	-	10



UL - LOW VOLTAGE
FUSE SYSTEM



**UL/CSA LISTED
POWER FUSES** **188 - 197**

A4BQ - Time Delay/Class L188
 A4BY - Class L188
 A4BT - Time Delay/Class L188
 A2D-R & A6D-R - Time Delay/Class RK1189
 A2K-R & A6K-R - Fast Acting/Class RK1 ... 190
 TR-R & TRS-R - Time Delay/Class RK5..... 191
 TRS-RDC - Time Delay/Class RK5.....192
 AJT - Time Delay/Class J192
 AJT Reducer Fuses- Time Delay/Class J192
 HSJ - High Speed/Class J193
 A4J - Fast Acting/Class J.....193
 US3J & US6J UltraSafe™
 Class J Fuse Holders193
 ATDR - Time Delay/Class CC..... 194
 ATQR - Time Delay/Class CC..... 194
 ATMR - Fast Acting/Class CC 194
 Modulostar™ CUSCC 194
 AG - Class G195
 OT/OTN/OTS - Class K-5195
 A3T & A6T - Fast Acting/Class T.....195
 Class C - Canadian Fuses 196
 NRN/NRS Class H - Canadian Fuses..... 196
 CRN/CRS Class H - Canadian Fuses197
 Fuse Pullers/Clip Clamps197



**MIDGET, PC MOUNT
& MINIATURE FUSES** **198 - 206**

ATQ - Time-Delay Midget Fuses.....198
 ATM - Fast-Acting Midget Fuses198
 TRM - Time-Delay Midget Fuses198
 OTM - Fast-Acting Midget Fuses199
 DCT - Special Purpose Midget Fuses199
 FSM - Multi-Meter Fuse.....199
 GGU - Fast-Acting Midget Fuses199
 GFN Time-Delay Midget Fuses.....200
 SBS - Fast-Acting Ferrule Fuses.....200
 Modulostar® CUS10200
 PCF - Fast-Acting PC Mount Fuses.....201
 PCS - Semiconductor PC Mount Fuses201
 PCT - Time-Delay PC Mount Fuses201
 GSA/GSA-V 202
 GDL/GDL-V 202
 GGC/GGC-V..... 202
 GGM/GGM-V 202
 GGA/GGA-V 203

GSC/GSC-V 203
 GSB/GSB-V 203
 GDG/GDG-V 203
 GSD/GSD-V 203
 GSF/GSF-V..... 204
 GGX 204
 GAB 204
 SMG/SMG-V..... 204
 STG/STG-V..... 204
 MRF - Radial Lead Micro Fuses
 Fast-acting microfuse 205
 MRT - Radial Lead Micro Fuses
 Time-delay microfuse 205
 SFRT - In-Line Fuse Holders 205
 SFRB - In-Line Fuse Holders 205
 FSFE - In-Line Fuse Holders 205
 SLR - In-Line Fuses and Holders 206
 SMF - In-Line Fuses and Holders 206
 SHR - In-Line Fuses and Holders 206



SPECIAL PURPOSE **207 - 211**

AF - Automotive Fuses 207
 AF2 - Automotive Fuses..... 207
 AF3 - Automotive Fuses..... 207
 AFH - Automotive Fuse Holders..... 207
 AF2H - Automotive Fuse Holders 207
 AF3H - Automotive Fuse Holders 207
 ACK - Forklift Truck Fuses 208
 ACL - Forklift Truck Fuses 208
 ALS - Forklift Truck Fuses 208
 CNL - Forklift Truck Fuses 208
 CNN - Forklift Truck Fuses..... 208
 CP - 600V Cable Protectors 209
 2CL - 250V Cable Protectors 210
 HP10J - PV Fuse, 1000VDC,
 65kA IR DC, Frame Size 1 - 2 - 3..... 210
 A60C - Low Voltage Capacitor Fuses..... 211
 A4BX - Welder Protectors 211
 A2Y/A6Y A60C - Form 600 Fuses 211

UL-FUSES



A4BQ - Time Delay/Class L

Volts: 600VAC, 500VDC
Amps: AC - 100 to 6000A, DC - 100 to 3000A
IR: 200kA I.R. AC, 100kA I.R. DC (Self-certified for 600VAC, 300kA I.R., UL witnessed).

Catalog Numbers			
A4BQ100	A4BQ600	A4BQ1350	A4BQ3000
A4BQ150	A4BQ601	A4BQ1400	A4BQ3500
A4BQ200	A4BQ650	A4BQ1500	A4BQ3800
A4BQ250	A4BQ700	A4BQ1600	A4BQ4000
A4BQ300	A4BQ750	A4BQ1800	A4BQ5000
A4BQ350	A4BQ800	A4BQ1900	A4BQ6000
A4BQ400	A4BQ900	A4BQ2000	
A4BQ450	A4BQ1000	A4BQ2500	
A4BQ500	A4BQ1200	A4BQ2501	

Note: For remote blown fuse trigger actuator option add "-TA" to end of catalog number. Example: A4BQ1600-TA

Recommended Fuse Blocks for Amp-Trap® Class L Fuses

Fuse Ampere Rating	Catalog Number 600V or Less 3 Pole
100-800	P48F
801-1200	P412F
Catalog number P48F is UL recognized Catalog number P412F is self-certified	



A4BY - Class L

Volts: 600VAC, 300VDC
Amps: 200 to 6,000A (AC), 200 to 2,500A (DC)
IR: 200kA.I.R. AC, 100kA I.R. DC

Catalog Numbers			
A4BY200	A4BY700	A4BY1350	A4BY2500
A4BY250	A4BY750	A4BY1400	A4BY3000
A4BY300	A4BY800	A4BY1500	A4BY3001
A4BY350	A4BY801	A4BY1600	A4BY3500
A4BY400	A4BY900	A4BY1601	A4BY4000
A4BY450	A4BY1000	A4BY1800	A4BY4001
A4BY500	A4BY1100	A4BY2000	A4BY4500
A4BY600	A4BY1200	A4BY2001	A4BY5000
A4BY601	A4BY1201	A4BY2200	A4BY6000
A4BY650			

Note: For optional blown fuse trigger indicator add "-TI" to the end of part number. Example: A4BY1600-TI. Consult factory for availability.

Recommended Fuse Blocks for Amp-Trap® Class L Fuses

Fuse Ampere Rating	Catalog Number 600V or Less 3 Pole
100-800	P48F
801-1200	P412F
Catalog number P48F is UL recognized Catalog number P412F is self-certified <i>A variety of pole configurations and termination provisions are available. Refer to Section FB for details.</i>	



A4BT - Time Delay/Class L

Volts: 600VAC, 500VDC
Amps: 200 to 2,000A
IR: 200kA I.R. AC, 100kA I.R. DC

Catalog Numbers			
A4BT200	A4BT500	A4BT800	A4BT1400
A4BT250	A4BT600	A4BT900	A4BT1500
A4BT300	A4BT601	A4BT1000	A4BT1600
A4BT350	A4BT650	A4BT1100	A4BT1800
A4BT400	A4BT700	A4BT1200	A4BT2000
A4BT450	A4BT750		

Recommended Fuse Blocks for Amp-Trap® Class L Fuses

Fuse Ampere Rating	Catalog Number 600V or Less 3 Pole
100-800	P48F
801-1200	P412F
Catalog number P48F is UL recognized Catalog number P412F is self-certified <i>A variety of pole configurations and termination provisions are available. Refer to Section FB for details.</i>	

MERSEN reserves the right to change, update or correct, without notice, any information contained in this datasheet.



A2D-R & A6D-R - Time Delay/Class RK1

A2D-R

Volts: 250VAC/DC
Amps: 1/10 to 600A (AC),
 15 to 600A (DC)
IR: 200kA I.R. AC,
 100kA I.R. DC

A6D-R

Volts: 600VAC/DC
Amps: 1/10 to 600A
IR: 200kA I.R. AC, 100kA I.R. DC (Self-certified for
 300kA I.R., UL witnessed.)

Catalog Number					
250V			600V		
A2D1/10R	A2D3-1/2R	A2D50R	A6D1/10R	A6D3-1/2R	A6D50R
A2D15/100R	A2D4R	A2D60R	A6D15/100R	A6D4R	A6D60R
A2D2/10R	A2D4-1/2R	A2D70R	A6D2/10R	A6D4-1/2R	A6D70R
A2D3/10R	A2D5R	A2D75R	A6D3/10R	A6D5R	-
A2D4/10R	A2D5-6/10R	A2D80R	A6D4/10R	A6D5-6/10R	A6D80R
A2D1/2R	A2D6R	A2D90R	A6D1/2R	A6D6R	A6D90R
A2D6/10R	A2D6-1/4R	A2D100R	A6D6/10R	A6D6-1/4R	A6D100R
A2D8/10R	A2D7R	A2D110R	A6D8/10R	A6D7R	A6D110R
A2D1R	A2D8R	A2D125R	A6D1R	A6D8R	A6D125R
A2D1-1/8R	A2D9R	A2D150R	A6D1-1/8R	A6D9R	A6D150R
A2D1-1/4R	A2D10R	A2D175R	A6D1-1/4R	A6D10R	A6D175R
A2D1-4/10R	A2D12R	A2D200R	A6D1-4/10R	A6D12R	A6D200R
A2D1-6/10R	A2D15R	A2D225R	A6D1-6/10R	A6D15R	A6D225R
A2D1-8/10R	A2D17-1/2R	A2D250R	A6D1-8/10R	A6D17-1/2R	A6D250R
A2D2R	A2D20R	A2D300R	A6D2R	A6D20R	A6D300R
A2D2-1/4R	A2D25R	A2D350R	A6D2-1/4R	A6D25R	A6D350R
A2D2-1/2R	A2D30R	A2D400R	A6D2-1/2R	A6D30R	A6D400R
A2D2-8/10R	A2D35R	A2D450R	A6D2-8/10R	A6D35R	A6D450R
A2D3R	A2D40R	A2D500R	A6D3R	A6D40R	A6D500R
A2D3-2/10R	A2D45R	A2D600R	A6D3-2/10R	A6D45R	A6D600R

Note: SmartSpot visual indicator is not available (1/10-7A)

Recommended Fuse Blocks With Box Connectors for Amp-Trap® Class RK1 Fuses

Catalog Number			
250V or Less		600V or Less	
1 Pole	3 Pole	1 Pole	3 Pole
20306R	20308R	60306R	60308R
20606R	20608R	60606R	60608R
21036R	21038R	61036R	61038R
22001R	22003R	62001R	62003R
24001R	24003R	64001R	64003R
2631R	2633R	6631R	6633R

A variety of pole configurations and termination provisions are available. Refer to Section FB for details.

MERSEN reserves the right to change, update or correct, without notice, any information contained in this datasheet.

UL-FUSES



A2K-R & A6K-R - Fast Acting/Class RK1

A2K-R
Volts: 250VAC/DC
Amps: 1 to 600A
IR: 200kA I.R. AC, 20kA I.R. DC

A6K-R
Volts: 600VAC / 300VDC
Amps: 1 to 600A
IR: 200kA I.R. AC, 20kA I.R. DC

Catalog Number					
250V			600V		
A2K1R	A2K35R	A2K175R	A6K1R	A6K35R	A6K175R
A2K3R	A2K40R	A2K200R	A6K3R	A6K40R	A6K200R
-	A2K45R	A2K225R	A6K4R	A6K45R	A6K225R
A2K5R	A2K50R	A2K250R	A6K5R	A6K50R	A6K250R
A2K6R	A2K60R	A2K300R	A6K6R	A6K60R	A6K300R
-	A2K70R	A2K350R	A6K8R	A6K70R	A6K350R
A2K10R	A2K80R	A2K400R	A6K10R	A6K80R	A6K400R
A2K15R	A2K100R	A2K500R	A6K15R	A6K100R	A6K500R
A2K20R	A2K110R	A2K600R	A6K20R	A6K110R	A6K600R
A2K25R	A2K125R	-	A6K25R	A6K125R	-
A2K30R	A2K150R	-	A6K30R	A6K150R	-

Recommended Fuse Blocks With Box Connectors for Amp-Trap® Class RK1 Fuses

Catalog Number			
250V		600V	
1 Pole	3 Pole	1 Pole	3 Pole
20306R	20308R	60306R	60308R
20606R	20608R	60606R	60608R
21036R	21038R	61036R	61038R
22001R	22003R	62001R	62003R
24001R	24003R	64001R	64003R
2631R	2633R	6631R	6633R

A variety of pole configurations and termination provisions are available. Refer to Section FB for details.

MERSEN reserves the right to change, update or correct, without notice, any information contained in this datasheet.



TR-R & TRS-R - Time Delay/Class RK5

TR-R

Volts: 250VAC; 250VDC (1-2.8A; 35-400A); 160VDC (3-30A; 450-600A)

Amps: 1/10 to 600A

IR: 200kA I.R. AC / 20kA I.R. DC

TRS-R

Volts: 600VAC; 600VDC (1-12A; 70-600A); 300VDC (15-60A)

Amps: 1/10 to 600A

IR: 200kA I.R. AC; 1/10A to 60A -> 20kA I.R. DC; 70A to 600A -> 100kA I.R. DC

Catalog Number					
250V			600V		
TR1/10R*	TR3-1/2R*	TR50R	TRS1/10R*	TRS3-1/2R*	TRS50R
TR15/100R*	TR4R*	TR60R	TRS15/100R*	TRS4R*	TRS60R
TR2/10R*	TR4-1/2R*	TR70R	TRS2/10R*	TRS4-1/2R*	TRS70R
TR3/10R*	TR5R*	TR75R*	TRS3/10R*	TRS5R*	TRS75R*
TR4/10R*	TR5-6/10R*	TR80R	TRS4/10R*	TRS5-6/10R*	TRS80R
TR1/2R*	TR6R*	TR90R	TRS1/2R*	TRS6R*	TRS90R
TR6/10R*	TR6-1/4R*	TR100R	TRS6/10R*	TRS6-1/4R*	TRS100R
TR8/10R*	TR7R*	TR110R	TRS8/10R*	TRS7R*	TRS110R
TR1R*	TR8R	TR125R	TRS1R*	TRS8R	TRS125R
TR1-1/8R*	TR9R	TR150R	TRS1-1/8R*	TRS9R	TRS150R
TR1-1/4R*	TR10R	TR175R	TRS1-1/4R*	TRS10R	TRS175R
TR1-4/10R*	TR12R	TR200R	TRS1-4/10R*	TRS12R	TRS200R
TR1-6/10R*	TR15R	TR225R	TRS1-6/10R*	TRS15R	TRS225R
TR1-8/10R*	TR17-1/2R	TR250R	TRS1-8/10R*	TRS17-1/2R	TRS250R
TR2R*	TR20R	TR300R	TRS2R*	TRS20R	TRS300R
TR2-1/4R*	TR25R	TR350R	TRS2-1/4R*	TRS25R	TRS350R
TR2-1/2R*	TR30R	TR400R	TRS2-1/2R*	TRS30R	TRS400R
TR2-8/10R*	TR35R	TR450R	TRS2-8/10R*	TRS35R	TRS450R
TR3R*	TR40R	TR500R	TRS3R*	TRS40R	TRS500R
TR3-2/10R*	TR45R	TR600R	TRS3-2/10R*	TRS45R	TRS600R

Note: Optional blown fuse visual indication available. To order, place "ID" at the end of the catalog number. Example: #TRS30RID
 * Not available with optional blow fuse indicator.
 Tin plated end caps are available on Non-ID fuses less than 60A.
 Example Part # TRP30R, TRSP30R

UL-FUSES

Recommended Fuse Blocks With Box Connectors For Tri-Onic® Class RK5 Fuses

Catalog Number			
250V		600V	
1 Pole	3 Pole	1 Pole	3 Pole
20306R	20308R	60306R	60308R
20606R	20608R	60606R	60608R
21036R	21038R	61036R	61038R
22001R	22003R	62001R	62003R
24001R	24003R	64001R	64003R
2631R	2633R	6631R	6633R

A variety of pole configurations and termination provisions are available. Refer to Section FB for details.



TRS-RDC - Time Delay/Class RK5

Volts: 300VDC (0.1 to 30A); 600VDC (35 to 400A)
Amps: 1/10 to 400A
IR: 20kA I.R. DC

Catalog Numbers			
TRS1/10RDC	TRS1-8/10RDC	TRS6-1/4RDC	TRS60RDC
TRS15/100RDC	TRS2RDC	TRS8RDC	TRS70RDC
TRS2/10RDC	TRS2-1/4RDC	TRS9RDC	TRS80RDC
TRS3/10RDC	TRS2-1/2RDC	TRS10RDC	TRS90RDC
TRS4/10RDC	TRS2-8/10RDC	TRS12RDC	TRS100RDC
TRS1/2RDC	TRS3RDC	TRS15RDC	TRS125RDC
TRS6/10RDC	TRS3-2/10RDC	TRS17-1/2RDC	TRS150RDC
TRS8/10RDC	TRS3-1/2RDC	TRS20RDC	TRS175RDC
TRS1RDC	TRS4RDC	TRS30RDC	TRS200RDC
TRS1-1/8RDC	TRS4-1/2RDC	TRS35RDC	TRS250RDC
TRS1-1/4RDC	TRS5RDC	TRS40RDC	TRS300RDC
TRS1-4/10RDC	TRS5-6/10RDC	TRS45RDC	TRS400RDC
TRS1-6/10RDC	TRS6RDC	TRS50RDC	-

Recommended Fuse Blocks With Box Connectors For Tri-Onic® Class RK5 Fuses

Catalog Number			
250V		600V	
1 Pole	3 Pole	1 Pole	3 Pole
20306R	20308R	60306R	60308R
20606R	20608R	60606R	60608R
21036R	21038R	61036R	61038R
22001R	22003R	62001R	62003R
24001R	24003R	64001R	64003R

A variety of pole configurations and termination provisions are available. Refer to Section FB for details.



AJT - Time Delay/Class J

Volts: 600VAC or less, 500VDC or less
Amps: 1 to 600A
IR: 200kA I.R. AC, 100kA I.R. DC (Self-certified for 600VAC, 300kA I.R., UL witnessed).

Catalog Numbers			
AJT1	AJT4-1/2	AJT25	AJT125
AJT1-1/4	AJT5	AJT30	AJT150
AJT1-1/2	AJT5-6/10	AJT35	AJT175
AJT1-6/10	AJT6	AJT40	AJT200
AJT1-8/10	AJT6-1/4	AJT45	AJT225
AJT2	AJT7	AJT50	AJT250
AJT2-1/4	AJT8	AJT60	AJT300
AJT2-1/2	AJT9	AJT70	AJT350
AJT2-8/10	AJT10	AJT80	AJT400
AJT3	AJT12	AJT90	AJT450
AJT3-2/10	AJT15	AJT100	AJT500
AJT3-1/2	AJT17-1/2	AJT110	AJT600
AJT4	AJT20		

Note: SmartSpot visual indicator is not available (1-7A)

Recommended Fuse Blocks With Box Connectors For Amp-Trap® Class J Fuses

Catalog Number	
600V or Less	
1 Pole	3 Pole
US3J1I	US3J3I
US6J1I	US6J3I
61036J	61038J
62001J	62003J
64031J	64033J
6631J	6633J

A variety of pole configurations and termination provisions are available. Refer to Section FB for details.



AJT Reducer Fuses- Time Delay/Class J

Volts: 600VAC, 500VDC
Amps: 125 to 200A (in 400A body), 250 to 400A (in 600A body)
IR: 200kA I.R. AC, 100kA I.R. DC (Self-certified for 600VAC, 300kA I.R., UL witnessed)

Catalog Numbers	Amp Rating	Body Size
AJT125/400	125A	400A
AJT150/400	150A	
AJT175/400	175A	
AJT200/400	200A	
AJT250/600	250A	600A
AJT300/600	300A	
AJT350/600	350A	
AJT400/600	400A	

Recommended Fuse Blocks With Box Connectors For Amp-Trap® Class J Fuses

Catalog Number	
600V or Less	
1 Pole	3 Pole
64031J	64033J
6631J	6633J

A variety of pole configurations and termination provisions are available. Refer to Section FB for details.

MERSEN reserves the right to change, update or correct, without notice, any information contained in this datasheet.



HSJ - High Speed/Class J

Volts: 600VAC, 500VDC
Amps: 1 to 600A (AC), 15 to 600A (DC)
IR: 200kA I.R. AC, 100kA I.R. DC, L/R =10mS or less
 (Self Certified for 600VAC, 300kA I.R., UL witnessed.)

Catalog Numbers			
HSJ1	HSJ30	HSJ90	HSJ250
HSJ3	HSJ35	HSJ100	HSJ300
HSJ6	HSJ40	HSJ110	HSJ350
HSJ10	HSJ45	HSJ125	HSJ400
HSJ15	HSJ50	HSJ150	HSJ450
HSJ17-1/2	HSJ60	HSJ175	HSJ500
HSJ20	HSJ70	HSJ200	HSJ600
HSJ25	HSJ80	HSJ225	

Recommended Fuse Blocks With Box Connectors For Amp-Trap® Class J Fuses

Catalog Number	
600V or Less	
1 Pole	3 Pole
US3J1I	US3J3I
US6J1I	US6J3I
61036J	61038J
62001J	62003J
64031J	64033J
6631J	6633J

A variety of pole configurations and termination provisions are available. Refer to Section FB for details.



A4J - Fast Acting/Class J

Volts: 600VAC, 300VDC
Amps: 1 to 600A
IR: 200kA I.R. AC, 100kA I.R. DC

Catalog Numbers			
A4J1	A4J35	A4J90	A4J250
A4J3	A4J40	A4J100	A4J300
A4J6	A4J45	A4J110	A4J350
A4J10	A4J50	A4J125	A4J400
A4J15	A4J60	A4J150	A4J450
A4J20	A4J70	A4J175	A4J500
A4J25	A4J75	A4J200	A4J600
A4J30	A4J80	A4J225	

Recommended Fuse Blocks With Box Connectors For Amp-Trap® Class J Fuses

Catalog Number	
600V or Less	
1 Pole	3 Pole
US3J1I	US3J3I
US6J1I	US6J3I
61036J	61038J
62001J	62003J
64031J	64033J
6631J	

A variety of pole configurations and termination provisions are available. Refer to Section FB for details.



US3J & US6J UltraSafe™ Class J Fuse Holders

Volts: 600VAC/DC
Amps: US3J - 30A Maximum, US6J - 60A Maximum
SCCR: 200kA
 Min. voltage to operate indicator light:
 90VAC, 115VDC (Less than 0.7 mA leakage current at 600V)

Catalog Numbers	
US3J1	US3J1I
US3J2	US3J2I
US3J3	US3J3I
US6J1	US6J1I
US6J2	US6J2I
US6J3	US6J3I

ACCESSORIES

Catalog Number	
US3JN	US6JN
US3JPAK	US6JPAK



ATDR - Time Delay/Class CC

Volts: 600VAC, 300VDC
Amps: 1/4 to 30A
IR: 200kA I.R. AC, 100kA I.R. DC

Catalog Numbers					
ATDR1/4	ATDR1-1/2	ATDR3	ATDR6	ATDR12	
ATDR1/2	ATDR1-6/10	ATDR3-2/10	ATDR6-1/4	ATDR15	
ATDR8/10	ATDR1-8/10	ATDR3-1/2	ATDR7	ATDR17-1/2	
ATDR1	ATDR2	ATDR4	ATDR7-1/2	ATDR20	
ATDR1-1/8	ATDR2-1/4	ATDR4-1/2	ATDR8	ATDR25	
ATDR1-1/4	ATDR2-1/2	ATDR5	ATDR9	ATDR30	
ATDR1-4/10	ATDR2-8/10	ATDR5-6/10	ATDR10	-	

Recommended Fuse Blocks For Class CC Fuses

Catalog Number		
Screw Connector w/ Double Quick Connects	Pressure Plate Connector w/ Double Quick Connects	Copper Box Connector
30310R	30320R	30350R
30311R	30321R	30351R
30312R	30322R	30352R
30313R	30323R	30353R
-	-	-



ATQR - Time Delay/Class CC

Volts: 600VAC (1/10-30A), 300VDC (3-2/10 - 30A)
Amps: 1/10 to 30A
IR: 200kA I.R. AC, 100kA I.R. DC

Catalog Numbers			
ATQR1/10	ATQR8/10	ATQR2-8/10	ATQR7-1/2
ATQR1/8	ATQR1	ATQR3	ATQR8
ATQR3/16	ATQR1-1/8	ATQR3-2/10	ATQR9
ATQR2/10	ATQR1-1/4	ATQR3-1/2	ATQR10
ATQR1/4	ATQR1-4/10	ATQR4	ATQR12
ATQR3/10	ATQR1-1/2	ATQR4-1/2	ATQR15
ATQR4/10	ATQR1-6/10	ATQR5	ATQR17-1/2
ATQR1/2	ATQR1-8/10	ATQR5-6/10	ATQR20
ATQR6/10	ATQR2	ATQR6	ATQR25
ATQR3/4	ATQR2-1/4	ATQR6-1/4	ATQR30
-	ATQR2-1/2	ATQR7	-

Recommended Fuse Blocks For Class CC Fuses

Catalog Number		
Screw Connector w/ Double Quick Connects	Pressure Plate Connector w/ Double Quick Connects	Copper Box Connector
30310R	30320R	30350R
30311R	30321R	30351R
30312R	30322R	30352R
30313R	30323R	30353R
-	-	-



ATMR - Fast Acting/Class CC

Volts: 600VAC / DC
Amps: 1/10 to 30A
IR: 200kA I.R. AC, 100kA I.R. DC

Catalog Numbers			
ATMR1/10	ATMR1	ATMR4	ATMR10
ATMR1/8	ATMR1-1/4	ATMR5	ATMR12
ATMR2/10	ATMR1-1/2	ATMR6	ATMR15
ATMR1/4	ATMR2	ATMR7	ATMR20
ATMR3/10	ATMR2-1/2	ATMR8	ATMR25
ATMR1/2	ATMR3	ATMR9	ATMR30
ATMR3/4	ATMR3-1/2	-	-

Recommended Fuse Blocks For Amp-Trap® Class CC Fuses

Catalog Number		
Screw Connector w/ Double Quick Connects	Pressure Plate Connector w/ Double Quick Connects	Copper Box Connector
30310R	30320R	30350R
30311R	30321R	30351R
30312R	30322R	30352R
30313R	30323R	30353R
-	-	-

A variety of pole configurations and termination provisions are available. Refer to Section FB for details.



Modulostar™ CUSCC

Catalog Numbers					
Without indicator			With standard indicator		
CUSCC1	CUSCC2	CUSCC3N	CUSCC1I	CUSCC2I	CUSCC3NI
CUSCC1N	CUSCC3	CUSCC4	CUSCC1NI	CUSCC3I	CUSCC4I

MERSEN reserves the right to change, update or correct, without notice, any information contained in this datasheet.



AG - Class G

Volts: 600VAC (1/2 to 20A), 480VAC (25 to 60A)
Amps: 1/2 to 60A
IR: 100kA I.R. AC

Catalog Numbers						
AG1/2	AG2	AG5	AG10	AG25	AG40	AG50
AG1	AG3	AG6	AG15	AG30	AG45	AG60
AG1-1/2	AG4	AG8	AG20	AG35		



OT/OTN/OTS - Class K-5

OT
Volts: 250VAC / DC
Amps: 1 to 600A
IR: 50kA I.R. AC, 20kA I.R. DC

OTS
Volts: 600VAC / 300VDC
Amps: 1 to 600A
IR: 50kA I.R. AC, 20kA I.R. DC

OTN (Canada)*
Volts: 250VAC
Amps: 15 to 60A
IR: 50kA I.R. AC

**The Canadian Electrical Code requires these fuses in ratings 15 through 60A to be of the low melting point design; use OTN 15-60.*

Catalog Numbers					
250V			600V		
OT1	OT30, OTN30*	OT125	OTS1	OTS30	OTS125
OT2	OT35, OTN35*	OT150	OTS2	OTS35	OTS150
OT3	OT40, OTN40*	OT175	OTS3	OTS40	OTS175
OT4	OT45, OTN45*	OT200	OTS4	OTS45	OTS200
OT5	OT50, OTN50*	OT225	OTS5	OTS50	OTS225
OT6	OT60, OTN60*	OT250	OTS6	OTS60	OTS250
OT7	OT65	OT300	-	-	OTS300
OT8	OT70	OT350	OTS8	OTS70	OTS350
OT10	OT75	OT400	OTS10	OTS75	OTS400
OT12	OT80	OT450	OTS12	OTS80	OTS450
OT15, OTN15*	OT90	OT500	OTS15	OTS90	OTS500
OT20, OTN20*	OT100	OT600	OTS20	OTS100	OTS600
OT25, OTN25*	OT110	-	OTS25	OTS110	-

** In Canada*

Recommended Fuse Blocks With Box Connectors For One-Time Class K-5 Fuses

Catalog Number		
Screw Connector w/ Double Quick Connects	Pressure Plate Connector w/ Double Quick Connects	Copper Box Connector
30310R	30320R	30350R
30311R	30321R	30351R
30312R	30322R	30352R
30313R	30323R	30353R
-	-	-

UL-FUSES



A3T & A6T - Fast Acting/Class T

A3T
Volts: 300VAC / 160VDC
Amps: 1 to 1200A
IR: 200kA I.R. AC, 50kA I.R. DC

A6T
Volts: 600VAC / 300VDC
Amps: 1 to 800A
IR: 200kA I.R. AC, 100kA I.R. DC

Catalog Numbers					
250V			600V		
A3T1	A3T60	A3T300	A6T1	A6T60	A6T300
A3T3	A3T70	A3T350	A6T3	A6T70	A6T350
A3T6	A3T80	A3T400	A6T6	A6T80	A6T400
A3T10	A3T90	A3T450	A6T10	A6T90	A6T450
A3T15	A3T100	A3T500	A6T15	A6T100	A6T500
A3T20	A3T110	A3T600	A6T20	A6T110	A6T600
A3T25	A3T125	A3T700	A6T25	A6T125	A6T700
A3T30	A3T150	A3T800	A6T30	A6T150	A6T800
A3T35	A3T175	A3T1000	A6T35	A6T175	-
A3T40	A3T200	A3T1200	A6T40	A6T200	-
A3T45	A3T225	-	A6T45	A6T225	-
A3T50	A3T250	-	A6T50	A6T250	-

Recommended Fuse Blocks With Box Connectors for Amp-Trap® Class T Fuses

Catalog Number			
300V		600V	
1 Pole	3 Pole	1 Pole	3 Pole
30306T	30308T	60306T	60308T
30606T	30608T	60606T	60608T
31001T	31003T	61031T	61033T
32031T	32033T	62031T	62033T
34031T	34033T	64031T	-
36031T	-	66031T	-

A variety of pole configurations and termination provisions are available. Refer to Section FB for details.

MERSEN reserves the right to change, update or correct, without notice, any information contained in this datasheet.



Class C - Canadian Fuses

Volts: 600VAC, 460VDC, 450VDC, 350VDC
Amps: 2 to 600A
I.R.: 200kA I.R. AC (2-600A), 40kA I.R. DC
460VDC: FES (2-60A), FESF (250-400A), FESC (250-400A)
450VDC: FESC (450-600A)
350VDC: FES (80-100A, FESC (80-200A)

Catalog Numbers					
FES2	FES25	FES100	FESC100	FESF300	FESC350
FES4	FES30	FES125	FESC125	FESF350	FESC400
FES6	FES40	FES150	FESC150	FESF400	FESC450
FES10	FES50	FES200	FESC200	FESC250	FESC500
FES15	FES60	FESC80	FESF250	FESC300	FESC600
FES20	FES80	-	-	-	-



NRN/NRS Class H - Canadian Fuses

Volts: 600VAC, 460VDC, 450VDC, 350VDC
Amps: 2 to 600A
I.R.: 200kA I.R. AC (2-600A), 40kA I.R. DC
460VDC: FES (2-60A), FESF (250-400A), FESC (250-400A)
450VDC: FESC (450-600A)
350VDC: FES (80-100A, FESC (80-200A)

Catalog Numbers					
250V Fuse Ampere Ratings			600V Fuse Ampere Ratings		
NRN1	NRN35*	NRN150	NRS1	NRS35	NRS150
NRN2	NRN40*	NRN175	NRS2	NRS40	NRS175
NRN3	NRN45*	NRN200	NRS3	NRS45	NRS200
NRN4	NRN50*	NRN250	NRS4	NRS50	NRS250
NRN5	NRN60*	NRN250	NRS5	NRS60	NRS250
NRN6	NRN70	NRN300	NRS6	NRS70	NRS300
NRN10	NRN80	NRN350	NRS10	NRS80	NRS350
NRN15*	NRN90	NRN400	NRS15	NRS90	NRS400
NRN20*	NRN100	NRN450	NRS20	NRS100	NRS450
NRN25*	NRN110	NRN500	NRS25	NRS110	NRS500
NRN30*	NRN125	NRN600	NRS30	NRS125	NRS600

* CSA Type "P"



CRN/CRS Class H - Canadian Fuses

CRN
Volts: 250VAC
Amps: 15 to 600A
I.R.: 10kA I.R. AC

CRS
Volts: 600VAC
Amps: 15 to 600A
I.R.: 10kA I.R. AC

Catalog Numbers					
250V Fuse Ampere Ratings*			600V Fuse Ampere Ratings**		
CRN15	CRN60	CRN200	CRS15	CRS60	CRS200
CRN17-1/2	CRN70	CRN225	CRS17-1/2	CRS70	CRS225
CRN20	CRN80	CRN250	CRS20	CRS80	CRS250
CRN25	CRN90	CRN300	CRS25	CRS90	CRS300
CRN30	CRN100	CRN350	CRS30	CRS100	CRS350
CRN35	CRN110	CRN400	CRS35	CRS110	CRS400
CRN40	CRN125	CRN450	CRS40	CRS125	CRS450
CRN45	CRN150	CRN500	CRS45	CRS150	CRS500
CRN50	CRN175	CRN600	CRS50	CRS175	CRS600

* For 1/10 - 12A ratings use Tri-onic TR-R. ** For 1/10 - 12 ratings use Tri-onic TRS-R.

ACCESSORIES



Fuse Pullers/Clip Clamps

Catalog Numbers		
34-001G	32-002G	32-007G
34-002G	32-003G	34-015G
34-003G	32-004G	34-016G
32-001G	32-005G	
32-002G	32-006G*	

* Wide jaws permit clamping split clips.

UL-FUSES



ATQ - Time-Delay Midget Fuses

Volts: 500VAC
Amps: 1/10 to 30A
I.R.: 10kA I.R

Catalog Numbers			
ATQ1/10	ATQ1-1/8	ATQ3-2/10	ATQ12
ATQ1/8	ATQ1-1/4	ATQ3-1/2	ATQ14
ATQ15/100	ATQ1-4/10	ATQ4	ATQ15
ATQ3/16	ATQ1-1/2	ATQ4-1/2	ATQ20
ATQ2/10	ATQ1-6/10	ATQ5	ATQ25
ATQ1/4	ATQ1-8/10	ATQ5-6/10	ATQ30
ATQ3/10	ATQ2	ATQ6	-
ATQ4/10	ATQ2-1/8	ATQ6-1/4	-
ATQ1/2	ATQ2-1/4	ATQ7	-
ATQ6/10	ATQ2-1/2	ATQ8	-
ATQ8/10	ATQ2-8/10	ATQ9	-
ATQ1	ATQ3	ATQ10	-

Recommended Fuse Blocks For Midget (10x38mm) Fuses

Catalog Number		
Screw Connector	Pressure Plate Connector	Copper Box Connector
30310	30320	30350
30311	30321	30351
30312	30322	30352
30313	30323	30353



ATM - Fast-Acting Midget Fuses

Volts: 600VAC / DC
Amps: 1/10 to 30A (35 to 50A AC only)
I.R.: 100kA I.R.; 10kA I.R. AC (35 to 50A)

Catalog Numbers		
ATM1/10	ATM2	ATM12
ATM1/8	ATM3	ATM15
ATM2/10	ATM4	ATM20
ATM1/4	ATM5	ATM25
ATM1/2	ATM6	ATM30
ATM3/4	ATM7	ATM30/35*
ATM1	ATM8	ATM30/40*
ATM1-1/2	ATM10	ATM30/50*

** Are not continuous current rated devices*

Recommended Fuse Blocks For Midget (10x38mm) Fuses

Catalog Number		
Screw Connector	Pressure Plate Connector	Copper Box Connector
30310	30320	30350
30311	30321	30351
30312	30322	30352
30313	30323	30353



TRM - Time-Delay Midget Fuses

Volts: 250VAC
Amps: 1/10 to 30A
I.R.: 10kA I.R.

Catalog Numbers			
TRM1/10	TRM1-1/8	TRM3-2/10	TRM9
TRM15/100	TRM1-1/4	TRM3-1/2	TRM10
TRM2/10	TRM1-4/10	TRM4	TRM12
TRM1/4	TRM1-6/10	TRM4-1/2	TRM15
TRM3/10	TRM1-8/10	TRM5	TRM20
TRM4/10	TRM2	TRM5-6/10	TRM25
TRM1/2	TRM2-1/4	TRM6	TRM30
TRM6/10	TRM2-1/2	TRM6-1/4	-
TRM8/10	TRM2-8/10	TRM7	-
TRM1	TRM3	TRM8	-

Recommended Fuse Blocks For Midget (10x38mm) Fuses

Catalog Number		
Screw Connector	Pressure Plate Connector	Copper Box Connector
30310	30320	30350
30311	30321	30351
30312	30322	30352
30313	30323	30353

MERSEN reserves the right to change, update or correct, without notice, any information contained in this datasheet.



OTM - Fast-Acting Midget Fuses

Volts: 250VAC
Amps: 1 to 30A
I.R.: 10kA I.R.

Catalog Numbers		
OTM1	OTM5	OTM15
OTM2	OTM6	OTM20
OTM3	OTM8	OTM25
OTM4	OTM10	OTM30

Recommended Fuse Blocks For Midget (10x38mm) Fuses

Catalog Number		
Screw Connector	Pressure Plate Connector	Copper Box Connector
30310	30320	30350
30311	30321	30351
30312	30322	30352
30313	30323	30353



DCT - Special Purpose Midget Fuses

Volts: 750VAC, 1000VDC
Amps: 1 to 30A
I.R.: 100kA I.R. AC, 50kA I.R. DC
MBC: 2.0 x In (AC); 1.3 x In (DC : 1 - 7A);
 2.0 x In (DC : 8 - 30A)
L/R: 1mS

Catalog Numbers		
DCT1-2	DCT6-2	DCT15-2
DCT2-2	DCT7-2	DCT20-2
DCT3-2	DCT8-2	DCT25-2
DCT4-2	DCT10-2	DCT30-2
DCT5-2	DCT12-2	-

Recommended Fuse Blocks For Midget (10x38mm) Fuses

Catalog Number		
Screw Connector	Pressure Plate Connector	Copper Box Connector
30310	30320	30350
30311	30321	30351
30312	30322	30352
30313	30323	30353



FSM - Multi-Meter Fuse

Volts: 1000VAC / DC
Amps: 44/100A, 11A, 15A
I.R.: 20kA I.R.

Catalog Numbers		
FSM44/100	FSM11	FSM15



GGU - Fast-Acting Midget Fuses

Volts: 125VAC
Amps: 1 to 30A
I.R.: 10kA I.R.

Catalog Numbers		
GGU1	GGU4	GGU10
GGU2	GGU5	GGU20
GGU3	GGU8	GGU30

Recommended Fuse Blocks For Midget (10x38mm) Fuses

Catalog Number		
Screw Connector	Pressure Plate Connector	Copper Box Connector
30310	30320	30350
30311	30321	30351
30312	30322	30352
30313	30323	30353

UL-FUSES

MERSEN reserves the right to change, update or correct, without notice, any information contained in this datasheet.



GFN Time-Delay Midget Fuses

Volts: 250VAC (0.1 - 10A), 125VAC (12 - 15A), 32VAC (20 - 30A)
Amps: 1/10 to 30A
I.R.: 200kA I.R., 250VAC, 0.1-10A, 10kA I.R., 125VAC, 0.1-15A, 10kA I.R., 32VAC, 20-30A

Catalog Numbers			
GFN1/10	GFN1	GFN2-8/10	GFN7
GFN1/8	GFN1-1/8	GFN3	GFN8
GFN15/100	GFN1-1/4	GFN3-2/10	GFN10
GFN2/10	GFN1-4/10	GFN3-1/2	GFN12*
GFN1/4	GFN1-1/2	GFN4	GFN15*
GFN3/10	GFN1-6/10	GFN4-1/2	GFN20*
GFN4/10	GFN1-8/10	GFN5	GFN25*
GFN1/2	GFN2	GFN5-6/10	GFN30*
GFN6/10	GFN2-1/4	GFN6	
GFN8/10	GFN2-1/2	GFN6-1/4	

**Note: 12-30A is a double barrel fuse construction*

Recommended Fuse Blocks For Midget (10x38mm) Fuses

Catalog Number		
Screw Connector	Pressure Plate Connector	Copper Box Connector
30310	30320	30350
30311	30321	30351
30312	30322	30352
30313	30323	30353



SBS - Fast-Acting Ferrule Fuses


Volts: 600VAC
Amps: 2/10 to 30A
I.R.: 100kA I.R.

Catalog Numbers			
SBS2/10	SBS1-1/2	SBS5	SBS15
SBS4/10	SBS1-6/10	SBS6	SBS20
SBS1/2	SBS1-8/10	SBS7	SBS25
SBS3/4	SBS2	SBS8	SBS30
SBS8/10	SBS3	SBS10	
SBS1	SBS4	SBS12	



Modulostar® CUS10 Compact fuse holders for 10.3x38.1 fuse-links

Catalog Numbers			
With standard indicator		Without indicator	
CUS101I	CUS103NI	CUS101	CUS103N
CUS101NI	CUS104I	CUS101N	CUS104
CUS102I		CUS102	CUS10N
CUS103I		CUS103	



Modulostar® CUS10 Wiring bars / Insulated bus bars

Catalog Numbers			
CMS810BB1F13	CMS810BB2F6	CMS810BB3F4	CMS810BB4F3

MERSEN reserves the right to change, update or correct, without notice, any information contained in this datasheet.



PCF - Fast-Acting PC Mount Fuses

Volts: 600VAC / DC
Amps: 1 to 30A
I.R.: 100kA I.R.
L/R: ≤10ms

Catalog Numbers					
Slot Mount		Double Hole Mount		Surface Mount	
PCF1-R	PCF8-R	PCF1-H	PCF8-H	PCF1-S	PCF8-S
PCF2-R	PCF10-R	PCF2-H	PCF10-H	PCF2-S	PCF10-S
PCF3-R	PCF12-R	PCF3-H	PCF12-H	PCF3-S	PCF12-S
PCF4-R	PCF15-R	PCF4-H	PCF15-H	PCF4-S	PCF15-S
PCF5-R	PCF20-R	PCF5-H	PCF20-H	PCF5-S	PCF20-S
PCF6-R	PCF25-R	PCF6-H	PCF25-H	PCF6-S	PCF25-S
PCF7-R	PCF30-R	PCF7-H	PCF30-H	PCF7-S	PCF30-S
-	-	-	PCF30/50-H	-	-



PCS - Semiconductor PC Mount Fuses

Volts: 600VAC / DC
Amps: 5 to 40A
I.R.: 200kA I.R. AC; 100kA I.R. DC
L/R: ≤10ms

Catalog Numbers					
Slot Mount		Double Hole Mount		Surface Mount	
PCS5-R	PCS20-R	PCS5-H	PCS20-H	PCS5-S	PCS20-S
PCS8-R	PCS25-R	PCS8-H	PCS25-H	PCS8-S	PCS25-S
PCS10-R	PCS30-R	PCS10-H	PCS30-H	PCS10-S	PCS30-S
PCS12-R	PCS35-R	PCS12-H	PCS35-H	PCS12-S	PCS35-S
PCS15-R	PCS40-R	PCS15-H	PCS40-H	PCS15-S	PCS40-S



PCT - Time-Delay PC Mount Fuses

Volts: 500VAC
Amps: 1 to 30A
I.R.: 100kA I.R.

Catalog Numbers					
Slot Mount		Double Hole Mount		Surface Mount	
PCT1-R	PCT8-R	PCT1-H	PCT8-H	PCT1-S	PCT8-S
PCT2-R	PCT10-R	PCT2-H	PCT10-H	PCT2-S	PCT10-S
PCT3-R	PCT12-R	PCT3-H	PCT12-H	PCT3-S	PCT12-S
PCT4-R	PCT15-R	PCT4-H	PCT15-H	PCT4-S	PCT15-S
PCT5-R	PCT20-R	PCT5-H	PCT20-H	PCT5-S	PCT20-S
PCT6-R	PCT25-R	PCT6-H	PCT25-H	PCT6-S	PCT25-S
PCT7-R	PCT30-R	PCT7-H	PCT30-H	PCT7-S	PCT30-S

MERSEN reserves the right to change, update or correct, without notice, any information contained in this datasheet.



GSA/GSA-V

1/16A through 8A, 250VAC, UL Listed
 10, 12, 15A, 250V UL Recognized
 1/16A through 8A, 250VAC, CSA Certified
 10, 12, 15A, 250V CSA Recognized
 20A, 250VAC, 25 & 30A, 125VAC

Catalog Numbers							
GSA1/16	GSA3/16	GSA4/10	GSA8/10	GSA2	GSA3-2/10	GSA6-1/4	GSA15
GSA1/10	GSA2/10	GSA1/2	GSA1	GSA2-1/4	GSA3-1/2	GSA7	GSA20
GSA1/8	GSA1/4	GSA6/10	GSA1-1/4	GSA2-1/2	GSA4	GSA8	GSA25
GSA15/100	GSA3/10	GSA7/10	GSA1-1/2	GSA2-8/10	GSA5	GSA10	GSA30
GSA175/1000	GSA3/8	GSA3/4	GSA1-6/10	GSA3	GSA6	GSA12	-



GDL/GDL-V

1/16A through 8A, 250VAC,
 UL Listed and CSA Certified
 10A through 15A, 125VAC,
 UL Listed and CSA Certified
 20A through 30A, 32VAC,
 UL Listed to U.S. and Canadian safety standards

Catalog Numbers							
GDL1/16	GDL3/16	GDL4/10	GDL8/10	GDL1-8/10	GDL3	GDL6-1/4	GDL15
GDL1/10	GDL2/10	GDL1/2	GDL1	GDL2	GDL3-2/10	GDL7	GDL20
GDL1/8	GDL1/4	GDL6/10	GDL1-1/4	GDL2-1/4	GDL4	GDL8	GDL25
GDL15/100	GDL3/10	GDL7/10	GDL1-1/2	GDL2-1/2	GDL5	GDL10	GDL30
GDL175/1000	GDL3/8	GDL3/4	GDL1-6/10	GDL2-8/10	GDL6	GDL12	-



GGC/GGC-V

1/10A through 10A, 250VAC, UL Listed and CSA Certified
 12A and 15A, 125VAC, UL Listed and CSA Certified
 20A through 30A, 32VAC

Catalog Numbers							
GGC1/10	GGC2/10	GGC1/2	GGC1-1/4	GGC2-1/4	GGC5	GGC8	GGC25
GGC1/8	GGC1/4	GGC6/10	GGC1-1/2	GGC2-1/2	GGC6	GGC10	GGC30
GGC15/100	GGC3/10	GGC3/4	GGC1-3/4	GGC3	GGC6-3/10	GGC12	-
GGC175/1000	GGC3/8	GGC8/10	GGC1-6/10	GGC3-2/10	GGC7	GGC15	-
GGC3/16	GGC4/10	GGC1	GGC2	GGC4	GGC7-1/2	GGC20	-



GGM/GGM-V

1/16A through 3A, 250VAC, UL Listed and CSA Certified
 4A through 8A, 125VAC, UL Listed and CSA Certified
 10A and 15A, 250VAC,
 UL Recognized

Catalog Numbers				
GGM1/16	GGM3/10	GGM3/4	GGM1-1/2	GGM5
GGM1/10	GGM4/10	GGM8/10	GGM2	GGM6
GGM1/8	GGM1/2	GGM1	GGM2-1/2	GGM7
GGM2/10	GGM6/10	GGM1-2/10	GGM3	GGM8
GGM1/4	GGM7/10	GGM1-1/4	GGM4	GGM15

MERSEN reserves the right to change, update or correct, without notice, any information contained in this datasheet.



GGA/GGA-V

1/10 through 3A, 250VAC, UL Listed and CSA Certified
 4A and 5A, 125VAC, UL Listed and CSA Certified

Catalog Numbers					
GGA1/10	GGA3/10	GGA7/10	GGA1-1/4	GGA2-1/2	
GGA1/8	GGA4/10	GGA3/4	GGA1-1/2	GGA3	
GGA2/10	GGA1/2	GGA8/10	GGA1-6/10	GGA4	
GGA1/4	GGA6/10	GGA1	GGA2	GGA5	



GSC/GSC-V

1/10A through 3A, 250VAC, UL Listed and CSA Certified
 4A through 8A, 125VAC, UL Listed and CSA Certified
 10A, 125VAC, UL and CSA Recognized

Catalog Numbers					
GSC1/10	GSC4/10	GSC3/4	GSC1-1/2	GSC3	GSC7
GSC1/8	GSC1/2	GSC8/10	GSC1-6/10	GSC4	GSC8
GSC1/4	GSC6/10	GSC1	GSC2	GSC5	GSC10
GSC3/10	GSC7/10	GSC1-1/4	GSC2-1/2	GSC6	-



GSB/GSB-V

1/16A through 10A, 250VAC, UL and CSA Recognized
 1/16A through 6-3/10A, 250VAC, SEMKO Approved
 1/16A through 6-3/10A, 250VAC, VDE Approved
 IEC-127-2 Standard Sheet 2*

*IEC Standards for 5x20 mm fuses do not include ratings above 6.3 amperes.

Catalog Numbers					
GSB1/16	GSB16/100	GSB4/10	GSB1	GSB2-1/2	GSB6-3/10
GSB8/100	GSB2/10	GSB1/2	GSB1-1/4	GSB3-15/100	GSB8
GSB1/10	GSB1/4	GSB630/1000	GSB1-6/10	GSB4	GSB10
GSB1/8	GSB315/1000	GSB8/10	GSB2	GSB5	-



GDG/GDG-V

1/16A through 10A, 250VAC, UL & CSA Recognized
 1/16A through 6-3/10A, 250VAC, SEMKO Approved
 1/16A through 6-3/10A, 250VAC, VDE Approved
 IEC 127-2 Standard Sheet 3*

*IEC Standards for 5x20 mm fuses do not include ratings above 6.3 amperes.

Catalog Numbers					
GDG1/16	GDG16/100	GDG4/10	GDG1	GDG2-1/2	GDG6-3/10
GDG8/100	GDG2/10	GDG1/2	GDG1-1/4	GDG3-15/100	GDG8
GDG1/10	GDG1/4	GDG630/1000	GDG1-6/10	GDG4	GDG10
GDG1/8	GDG315/1000	GDG8/10	GDG2	GDG5	-



GSD/GSD-V

1/16A through 10A, 250VAC,
 UL & CSA Recognized
 1A through 6-3/10A, 250 VAC, SEMKO Approved
 1A through 6-3/10A, 250 VAC, VDE Approved
 IEC 127-2 Standard Sheet 1*

*IEC Standards for 5x20 mm fuses do not include ratings above 6.3 amperes.

Catalog Numbers					
GSD1/16	GSD2/10	GSD1/2	GSD1-1/4	GSD3-15/100	GSD8
GSD1/10	GSD1/4	GSD630/1000	GSD1-6/10	GSD4	GSD10
GSD1/8	GSD315/1000	GSD8/10	GSD2	GSD5	-
GSD16/100	GSD4/10	GSD1	GSD2-1/2	GSD6-3/10	-

MERSEN reserves the right to change, update or correct, without notice, any information contained in this datasheet.



GSF/GSF-V

1/2A through 8/10A, 250VAC
 1A through 6-3/10A, 250VAC, SEMKO, VDE Approved
 1A through 10A, 250VAC, UL and CSA Recognized
 IEC-127-2 Standard Sheet 5*

*IEC Standards for 5x20 mm fuses do not include ratings above 6.3 amperes.

Catalog Numbers						
GSF1/2	GSF8/10	GSF1-1/4	GSF2	GSF3-15/100	GSF5	GSF8
GSF630/1000	GSF1	GSF1-6/10	GSF2-1/2	GSF4	GSF6-3/10	GSF10



GGX

1/2A through 2 1/2A, 250VAC, UL Listed
 3A through 7A, 125V AC, UL Recognized
 8A through 30A, 32V AC, UL Recognized

Catalog Numbers					
GGX1/2	GGX1-1/2	GGX3	GGX6	GGX10	GGX20
GGX3/4	GGX2	GGX4	GGX7	GGX12	GGX25
GGX1	GGX2-1/2	GGX5	GGX8	GGX15	GGX30



GAB

1/8A through 15A, 250VAC,
 UL Listed and CSA Certified
 20A through 30A, 250/125VAC,
 UL Recognized

Catalog Numbers						
GAB1/8	GAB1/2	GAB2	GAB4	GAB7	GAB12	GAB25
GAB1/4	GAB3/4	GAB2-1/2	GAB5	GAB8	GAB15	GAB30
GAB3/8	GAB1	GAB3	GAB6	GAB10	GAB20	-



SMG/SMG-V

1/10A & 3/8A, 250VAC, UL Listed CSA Certified
 1/8A through 7A, 350VAC, UL and CSA Recognized
 8A & 10A, 125VAC

Catalog Numbers					
SMG1/8	SMG3/4	SMG2	SMG3-1/2	SMG6	SMG10
SMG1/4	SMG1	SMG2-1/2	SMG4	SMG7	-
SMG1/2	SMG1-1/2	SMG3	SMG5	SMG8	-



STG/STG-V

3/8A 250VAC, UL Listed and CSA Certified
 1/4A through 7A, 350VAC, UL and CSA Recognized

Catalog Numbers					
STG1/4	STG6/10	STG1	STG2	STG3-1/2	STG6
STG3/8	STG3/4	STG1-1/4	STG2-1/2	STG4	STG7
STG1/2	STG8/10	STG1-1/2	STG3	STG5	-

MERSEN reserves the right to change, update or correct, without notice, any information contained in this datasheet.



MRF - Radial Lead Micro Fuses
Fast-acting microfuse

50mA to 6.3A, 250VAC - UL Recognized and CSA Accepted

Catalog Numbers					
MRF50	MRF125	MRF315	MRF800	MRF2	MRF5
MRF63	MRF160	MRF400	MRF1	MRF2.5	MRF6.3
MRF80	MRF200	MRF500	MRF1.25	MRF3.15	-
MRF100	MRF250	MRF630	MRF1.6	MRF4	-



MRT - Radial Lead Micro Fuses
Time-delay microfuse

80mA to 6.3A, 250VAC - UL Recognized and CSA Accepted

Catalog Numbers				
MRT80	MRT200	MRT500	MRT1.25	MRT3.15
MRT100	MRT250	MRT630	MRT1.6	MRT4
MRT125	MRT315	MRT800	MRT2	MRT5
MRT160	MRT400	MRT1	MRT2.5	MRT6.3



SFRT - In-Line Fuse Holders

Catalog Numbers*	Fuse Installed
SFRT4	FSFE4
SFRT6	FSFE6
SFRT7-1/2	FSFE7-1/2
SFRT9	FSFE9
SFRT14	FSFE14
SFRT20	FSFE20

*Includes FSFE fuse



SFRB - In-Line Fuse Holders

Catalog Numbers*	Fuse Installed
SFRT4	FSFE4
SFRT6	FSFE6
SFRT7-1/2	FSFE7-1/2
SFRT9	FSFE9
SFRT14	FSFE14
SFRT20	FSFE20

*Includes FSFE fuse



FSFE - In-Line Fuse Holders

Catalog Numbers			
FSFE4	FSFE7-1/2	FSFE14	FSFE30
FSFE6	FSFE9	FSFE20	-

MERSEN reserves the right to change, update or correct, without notice, any information contained in this datasheet.



SLR - In-Line Fuses and Holders

Volts: 300VAC
Amps: 1/2 to 15A
I.R.: 10kA I.R.

Catalog Numbers					
SLR1/2	SLR1-6/10	SLR3	SLR6	SLR9	SLR15
SLR1	SLR2	SLR4	SLR7	SLR10	-
SLR1-1/2	SLR2-1/2	SLR5	SLR8	SLR12	-

SMF - In-Line Fuses and Holders

Volts: 300VAC
Amps: 3/10 to 10A
I.R.: 10kA I.R.

Catalog Numbers					
SMF3/10	SMF8/10	SMF1-6/10	SMF2-8/10	SMF4	SMF7
SMF1/2	S MF1	SMF2	SMF3	SMF5	SMF8
SMF6/10	SMF1-1/4	SMF2-1/2	SMF3-2/10	SMF 6 1/4	SMF10

SHR - In-Line Fuses and Holders

Volts: 300VAC
Amps: 15A Withstand
Rating: 10kA I.R.
Dielectric Strength: 2,000V

Catalog Numbers
SHR-1

MERSEN reserves the right to change, update or correct, without notice, any information contained in this datasheet.



AF - Automotive Fuses

1A through 40A, 32VAC/DC, 1000 A I.R.

Catalog Numbers				
AF-1	AF-4	AF-10	AF-25	AF-40
AF-2	AF-5	AF-15	AF-30	-
AF-3	AF-7-1/2	AF-20	AF-35	-



AF2 - Automotive Fuses

2A through 30A, 32VDC, 1000 A I.R.


Catalog Numbers				
AF2-2	AF2-4	AF2-7-1/2	AF2-15	AF2-25
AF2-3	AF2-5	AF2-10	AF2-20	AF2-30



AF3 - Automotive Fuses

20A through 80A, 32VDC, 1000 A I.R.

Catalog Numbers			
AF3-20	AF3-40	AF3-60	AF3-80
AF3-30	AF3-50	AF3-70	-



AFH - Automotive Fuse Holders

Catalog Numbers		
AFH20-14	AFH20-16	AFH30-12
AFH20-14Y	AFH20-16Y	AFH30C




AF2H - Automotive Fuse Holders

Catalog Numbers
AF2H30C



AF3H - Automotive Fuse Holders

Catalog Numbers
AF3H60C



ACK - Forklift Truck Fuses

Volts: 125VAC / DC
Amps: 1 to 400A
IR: 10kA I.R. AC / DC

Catalog Numbers					
ACK2	ACK10	ACK35	ACK80	ACK140	ACK225
ACK3	ACK15	ACK40	ACK90	ACK150	ACK250
ACK5	ACK25	ACK50	ACK100	ACK175	ACK300
ACK6	ACK30	ACK60	ACK120	ACK200	ACK400

Recommended Fuse Blocks For Forklift Truck Fuse Fuses

Fuse	Fuse Block
ACK(70-100)	P243C

ACL - Forklift Truck Fuses

Volts: 125VAC / DC
Amps: 30 to 120A
IR: 100kA I.R. AC, 10kA I.R. DC

Catalog Numbers				
ACL30	ACL40	ACL60	ACL80	ACL100
ACL35	ACL50	ACL70	ACL90	ACL120

Recommended Fuse Blocks For Forklift Truck Fuse Fuses

Fuse	Fuse Block
ACL(70-120)	P243E

ALS - Forklift Truck Fuses

Volts: 125VAC / DC
Amps: 100 to 500A
IR: 10kA I.R. AC / DC

Catalog Numbers					
ALS100	ALS175	ALS225	ALS300	ALS400	ALS500
ALS150	ALS200	ALS250	ALS350	ALS450	-



CNL - Forklift Truck Fuses

Volts: 80V AC / DC
Amps: 35 to 500A
IR: 2.5kA I.R. AC / DC

Catalog Numbers					
CNL35	CNL80	CNL150	CNL250	CNL350	CNL675
CNL40	CNL100	CNL175	CNL275	CNL400	CNL750
CNL50	CNL125	CNL200	CNL300	CNL500	-
CNL60	CNL130	CNL225	CNL325	CNL600	-

Recommended Fuse Blocks For Forklift Truck Fuse Fuses

Fuse	Fuse Block
CNL	FTFH, FTFH-1

CNN - Forklift Truck Fuses

Volts: 130V AC
Amps: 10-800A
Volts: 75V DC
Amps: 10 to 300A
Volts: 48V DC
Amps: 301-800A
IR: 2.5kA I.R. AC / DC

Catalog Numbers					
CNN10	CNN60	CNN125	CNN225	CNN325	CNN600
CNN35	CNN80	CNN150	CNN250	CNN350	CNN225
CNN40	CNN90	CNN175	CNN275	CNN400	CNN700
CNN50	CNN100	CNN200	CNN300	CNN500	CNN800

Recommended Fuse Blocks For Forklift Truck Fuse Fuses

Fuse	Fuse Block
CNN	FTFH, FTFH-1

MERSEN reserves the right to change, update or correct, without notice, any information contained in this datasheet.



CP - 600V Cable Protectors

Description	Termination	Catalog Number	
		Catalog # for Cable Type	
		Copper	Aluminum
1	Cable to Cable	CP2C1	-
		CP1/OC1	-
		CP2/OC1	-
		CP4/OC1	CP4/OA1
		CP250C1	CP250A1
		CP350C1	CP350A1
		CP400C1	-
		CP500C1	CP500A1
		CP600C1	CP600A1
		CP750C1	CP750A1
		CP1000C1	-
3	Cable to Offset Bus	CP2C3	-
		CP1/OC3	-
		CP2/OC3	-
		CP4/OC3	CP4/OA3
		CP250C3	CP250A3
		CP350C3	CP350A3
		CP400C3	-
		CP500C3	CP500A3
		CP600C3	CP600A3
		CP750C3	CP750A3
		CP1000C3	-
5	Straight Bus to Offset Bus	CP2/OC5	CP2/OC5
		CP4/OC5	CP4/OC5
		CP250C5	CP250C5
		CP350C5	CP350C5
		CP500C5	CP500C5
		CP600C5	CP600C5
		CP750C5	CP750C5
6	Mole to Cable	CP4/OC6	CP4/OA6
		CP250C6	CP250A6
		CP350C6	CP350A6
		CP400C6	-
		CP500C6	CP500A6
		CP750C6	CP750A6
8	Mole to Offset Bus	CP4/OC8	CP4/OC8
		CP250C8	CP250C8
		CP350C8	CP350C8
		CP500C8	CP500C8
		CP750C8	CP750C8

UL-FUSES

MERSEN reserves the right to change, update or correct, without notice, any information contained in this datasheet.



2CL - 250V Cable Protectors

Sizes 1 to 500 kcmil copper and aluminum
(CC, CF types copper only)

Volts: 250VAC

IR: 200kA I.R. AC

Type	Termination	Catalog Number
BB	Blade to Blade	2CL1BB
		2CL2BB
		2CL3BB
		2CL4BB
		2CL10BB
		2CL20BB
		2CL30BB
		2CL40BB
		2CL250BB
		2CL350BB
2CL500BB		
BF	Blade to Offset Bus	2CL1BF
		2CL2BF
		2CL3BF
		2CL4BF
		2CL10BF
		2CL20BF
		2CL30BF
		2CL40BF
		2CL250BF
		2CL350BF
2CL500BF		
CC	Cable to Cable	2CL10CC
		2CL20CC
		2CL40CC
		2CL250CC
		2CL350CC
2CL500CC		
CF	Cable to Offset Bus	2CL10CF
		2CL20CF
		2CL40CF
		2CL250CF
		2CL350CF
2CL500CF		



HP10J - PV Fuse, 1000VDC, 65kA IR DC, Frame Size 1 - 2 - 3

Size	Catalog Number					
1	HP10J70	HP10J80	HP10J100	HP10J125	HP10J160	HP10J200
2	HP10J250	HP10J300	HP10J350	HP10J400	-	-
3	HP10J450	HP10J500	HP10J600	-	-	-

MERSEN reserves the right to change, update or correct, without notice, any information contained in this datasheet.



A60C - Low Voltage Capacitor Fuses

Volts: 600VAC
Amps: 10 to 300A
IR: 200kA I.R.

Catalog Number			
Without indicator		With indicator	
A60C10-121	A60C80-121	A60C25-121TI	A60C150-121TI
A60C15-121	A60C100-121	A60C35-121TI	A60C175-121TI
A60C20-121	A60C125-121	A60C40-121TI	A60C200-121TI
A60C25-121	A60C150-121	A60C50-121TI	A60C225-121TI
A60C30-121	A60C175-121	A60C60-121TI	A60C250-121TI
A60C35-121	A60C200-121	A60C75-121TI	A60C300-121TI
A60C40-121	A60C225-121	A60C80-121TI	-
A60C50-121	A60C250-121	A60C100-121TI	-
A60C60-121	A60C300-121	A60C125-121TI	-



A4BX - Welder Protectors

Volts: 600VAC
Amps: 100 to 600A
IR: 200kA I.R.

Catalog Number				
Without indicator			With indicator	
A4BX100-150	A4BX300-150	A4BX400-150	A4BX200-150J	A4BX400-150J
A4BX125-150	A4BX200-150	A4BX500-150	A4BX225-150J	-
A4BX150-150	A4BX225-150	A4BX600-150	A4BX300-150J	-



A2Y/A6Y A60C - Form 600 Fuses

A2Y
Volts: 250VAC, 500VDC
Amps: 1 to 600A
IR: 200kA I.R.AC, 100kA I.R. DC

A6Y
Volts: 600VAC, 500VDC
Amps: 1 to 8A (500VAC), 10 to 1200A (600VAC),
 1 to 600A (500VDC)
IR: 200kA I.R. AC, 100kA I.R. DC

Catalog Number						
250V			600V			
A2Y1-1	A2Y70-4	A2Y250-4	A6Y1-1	A6Y70-4	A6Y200-5	A6Y450-5
A2Y2-1	A2Y70-5	A2Y300-3	A6Y2-1	A6Y80-3	A6Y225-3	A6Y500-3
A2Y3-1	A2Y80-3	A2Y300-4	A6Y3-1	A6Y80-4	A6Y225-4	A6Y500-4
A2Y5-1	A2Y80-4	A2Y350-3	A6Y5-1	A6Y90-3	A6Y225-5	A6Y500-5
A2Y6-1	A2Y90-3	A2Y350-4	A6Y6-1	A6Y100-3	A6Y250-3	A6Y600-3
A2Y8-1	A2Y90-4	A2Y400-3	A6Y8-1	A6Y100-4	A6Y250-4	A6Y600-4
A2Y10-1	A2Y100-3	A2Y400-4	A6Y10-1	A6Y125-3	A6Y250-5	A6Y600-5
A2Y15-1	A2Y100-4	A2Y450-3	A6Y15-1	A6Y125-4	A6Y300-3	A6Y650-4
A2Y20-1	A2Y125-3	A2Y450-4	A6Y20-1	A6Y125-5	A6Y300-4	A6Y800-4
A2Y25-1	A2Y125-4	A2Y500-3	A6Y25-1	A6Y150-3	A6Y300-5	A6Y800-5
A2Y30-1	A2Y150-3	A2Y500-4	A6Y30-1	A6Y150-4	A6Y350-3	A6Y1000-4
A2Y35-1	A2Y150-4	A2Y500-5	A6Y35-1	A6Y150-5	A6Y350-4	A6Y1000-5
A2Y40-1	A2Y175-3	A2Y600-3	A6Y40-1	A6Y175-3	A6Y400-3	A6Y1200-4
A2Y45-1	A2Y175-4	A2Y600-4	A6Y45-1	A6Y175-4	A6Y400-4	A6Y1200-5
A2Y50-1	A2Y200-3	A2Y600-5	A6Y50-1	A6Y175-5	A6Y400-5	-
A2Y60-1	A2Y200-4	-	A6Y60-1	A6Y200-3	A6Y450-3	-
A2Y70-3	A2Y250-3	-	A6Y70-3	A6Y200-4	A6Y450-4	-

MERSEN reserves the right to change, update or correct, without notice, any information contained in this datasheet.

HELIOPROTECTION®





PHOTOVOLTAIC FUSES 214 - 221

HelioProtection HP6M..... 214

HelioProtection® Fuse-links gPV..... 214

HelioProtection® Modulostar® 216

HelioProtection® USGM1HEL 216

HelioProtection® Fuse-links gPV..... 216

HelioProtection® US15M1HEL..... 218

HelioProtection® HP15FHM32 Series 218

HelioProtection® Fuse-links 218

Photovoltaic Fuse bases 219

HelioProtection® Fuse-links gPV..... 220

Microswitch 221

Photovoltaic Fuse bases 221



SURGE PROTECTION FOR PV APPLICATION 222 - 226

SURGE-TRAP® DC Type 1+2 YPV photovoltaic SPD 222

SURGE-TRAP® DC Type 2 YPV photovoltaic SPD..... 222

SURGE-TRAP® DC T2 & T1+2 MPPT photovoltaic SPD..... 223

SURGE-TRAP® plug-in surge sockets for PCB 223

SURGE-TRAP® AC Type 2 photovoltaic SPD..... 224

SURGE-TRAP® AC Type 2 reinforced peak withstand photovoltaic SPD 225

SURGE-TRAP® Signal Line photovoltaic SPD 226



DISCONNECT SWITCHES FOR PV APPLICATION 227 - 229

PV-Rated Disconnect Switches 227

HELIOPROTECTION®

HelioProtection HP6M
Photovoltaic fuse-links gPV 600VDC

PRODUCT RANGE



DC10HEL12C8

Minimum Breaking Capacity = 1.35In
Maximum Breaking Capacity = 10kA

Catalog Number	Item Number	Rated Voltage DC (IEC)	Rated Current I _n	70% AMP Rating (W)	80% AMP Rating (W)	100% AMP Rating (W)	Package
HP6M1	L1018565	600	1 A	0.14	0.19	0.31	10
HP6M2	M1018566	600	2 A	0.19	0.26	0.43	
HP6M3	N1018567	600	3 A	0.64	0.85	1.4	
HP6M4	Q1018569	600	4 A	0.58	0.77	1.3	
HP6M5	R1018570	600	5 A	0.65	0.87	1.4	
HP6M6	S1018571	600	6 A	0.69	0.92	1.5	
HP6M7	T1018572	600	7 A	-	-	-	
HP6M8	V1018573	600	8 A	0.92	1.23	2.0	
HP6M10	X1018575	600	10 A	0.96	1.28	2.1	
HP6M12	Y1018576	600	12 A	1.12	1.49	2.5	
HP6M15	Z1018577	600	15 A	0.99	1.32	2.2	
HP6M20	A1018578	600	20 A	1.25	1.67	2.8	
HP6M25	K1018610	600	25 A	1.38	1.84	3.1	
HP6M30	L1018611	600	30 A	1.5	2.0	3.3	

Fuse holders

Catalog Number	Item Number	Nb of poles	Nb of modules (17.5mm)	Indicator	Package
US101HEL	D1009979	1	1	No	12
US101IHEL	Q1009461	1	1	Yes	12
USGM1HEL	P1022294	1	1	No	12
USGM1IHEL	N1022293	1	1	Yes	12

HelioProtection® Fuse-links gPV
HP10M - 1 000 VDC



HP10M15

Minimum Breaking Capacity = 1.35In
Maximum Breaking Capacity = 10kA

Catalog Number	Item Number	Rated Voltage DC (IEC)	Rated Current I _n	70% AMP Rating (W)	80% AMP Rating (W)	100% AMP Rating (W)	Package
HP10M1	B1018579	1000	1 A	0.125	0.175	0.250	10
HP10M2	C1018580	1000	2 A	0.160	0.250	0.320	
HP10M3	D1018581	1000	3 A	0.66	0.87	1.36	
HP10M4	E1018582	1000	4 A	0.69	0.8	1.25	
HP10M5	F1018583	1000	5 A	0.59	0.73	1.12	
HP10M6	G1018584	1000	6 A	0.42	0.67	1.05	
HP10M7	H1018585	1000	7 A	0.40	0.64	1.0	
HP10M8	J1018586	1000	8 A	0.77	0.88	1.48	
HP10M10	L1018588	1000	10 A	0.67	0.90	1.5	
HP10M12	M1018589	1000	12 A	0.72	1.0	1.8	
HP10M15	N1018590	1000	15 A	0.9	1.3	2.2	
HP10M20	P1018591	1000	20 A	1.1	1.5	2.8	
HP10M25	D1023825	1000	25 A	1.3	1.8	3.0	
HP10M30	E1023826	1000	30 A	1.5	1.9	3.7	
HP10M32	H1062170	1000	32 A	1.7	2.3	4.2	

Fuse holders

Catalog Number	Item Number	Nb of poles	Nb of modules (17.5mm)	Indicator	Package
US101HEL	D1009979	1	1	No	12
US101IHEL	Q1009461	1	1	Yes	12
USGM1HEL	P1022294	1	1	No	12
USGM1IHEL	N1022293	1	1	Yes	12

MERSEN reserves the right to change, update or correct, without notice, any information contained in this datasheet.

HelioProtection® Fuse-links gPV
Dual HP10M - 1 000VDC ferrule

PRODUCT RANGE



Catalog Number	Item Number	Rated Current I _n	70% AMP Rating (W)	80% AMP Rating (W)	100% AMP Rating (W)	Package
HP10M36	-	36 A				
HP10M45	-	45 A				
HP10M60	-	60 A				

Minimum breaking capacity: 1.35xI_n
Maximum breaking capacity: 50kA

HelioProtection® Fuse-links gPV
Dual HP10M - 1 000VDC with Crimp Cap



Catalog Number	Item Number	Rated Current I _n	70% AMP Rating (W)	80% AMP Rating (W)	100% AMP Rating (W)	Package
HP10M36CC	-	36 A				
HP10M45CC	-	45 A				
HP10M60CC	-	60 A				

Minimum breaking capacity: 1.35xI_n
Maximum breaking capacity: 50kA

HelioProtection® Fuse-links gPV
HP10M - 1 000VDC with Crimp Cap



HP10M30CC

Catalog Number	Item Number	Rated Voltage DC (IEC)	Rated Current I _n	70% AMP Rating (W)	80% AMP Rating (W)	100% AMP Rating (W)	Interrupting Rating (kA)	Size (mm)
HP10M1CC	F1061616	1000	1 A	0.14	0.19	0.27	50	10 x 65
HP10M2CC	G1061617		2 A	0.17	0.27	0.35		
HP10M3CC	H1061618		3 A	0.72	0.95	1.49		
HP10M3-1/2CC	J1061619		3.5 A	0.74	0.92	1.43		
HP10M4CC	K1061620		4 A	0.76	0.88	1.38		
HP10M5CC	L1061621		5 A	0.65	0.80	1.23		
HP10M6CC	J1061527		6 A	0.46	0.74	1.15		
HP10M7CC	K1061528		7 A	0.44	0.70	1.1		
HP10M8CC	L1061529		8 A	0.85	0.97	1.63		
HP10M10CC	M1061530		10 A	0.74	0.99	1.65		
HP10M12CC	N1061531		12 A	0.79	1.1	1.98		
HP10M15CC	P1061532		15 A	0.99	1.43	2.42		
HP10M20CC	Q1061533		20 A	1.21	1.65	3.08		
HP10M25CC	R1061534		25 A	1.43	1.98	3.3		
HP10M30CC	S1061535		30 A	1.65	2.09	4.07		
HP10M32CC	T1061536		32 A	1.70	2.30	4.20		

HELIOPROTECTION®

MERSEN reserves the right to change, update or correct, without notice, any information contained in this datasheet.

HelioProtection® Modulostar®

PRODUCT RANGE

Modular Fuseholders for gPV fuses-links HP6M and HP10M



CUS101HEL

Fuse-holders US10HEL for cylindrical fuse-links gPV 600VDC and 1000VDC

Catalog Number	Item Number	Nb of poles	Voltage rating	Ampere rating	Nb of modules (17.5mm)	Indicator	Package
CUS101HEL	K1062724	1	1000VDC	32A	1	Without Ind.	12
CUS101IHEL	X1062758	1	1000VDC	32A	1	With Ind.	12

Fuse-clips for cylindrical fuse-links gPV 600VDC and 1000VDC

Catalog Number	Item Number	Designation	Weight (g)	Package
MR10CIRESSORT	Y098507	MR 10 CI + RESSORT	4.5	200

HelioProtection® USGM1HEL

UltraSafe™ Fuseholders



USGM1HEL

Fuse-holders USGM1HEL for cylindrical fuse-links gPV 600VDC and 1000VDC

Fuse Type	Catalog Number	Item Number	No. of Poles	Voltage Rating	Ampere Rating	Visual Indication	Package
Photovoltaic	USGM1HEL	P1022294	1	1000VDC	30	No	12
	USGM1IHEL	N1022293				Yes	12

HelioProtection® Fuse-links gPV

DC10HEL - 1200VDC Midget (10x85mm)



DC10HEL12C8

HelioProtection® DC10HEL Photovoltaic fuse-links gPV 1200VDC

Catalog number	Item Number	Size (mm)	Maximum operating voltage for L/R ≤ 0,5ms	Rated Current	Operation	Breaking Capacity @ Un	Power losses End contacts 0.7In (Watts)	Power losses End contacts 0.8In (Watts)	Package
DC10HEL12C8	D1014188	D10xL85	1200V	8 A	gPV type	10 kA	1,3	1,7	45
DC10HEL12C10	T1012017			10 A			1,3	1,7	45
DC10HEL12C12,5	X1008754			12,5 A			1,3	1,9	45
DC10HEL12C16	Y1008755			16 A			1,5	2,1	45
DC10HEL12C20	Z1008756			20 A			1,8	2,5	45
DC10HEL9C25	A1008757		900V	25 A			2,2	3	45

HelioProtection® Fuse-links gPV

HP15M - 1500VDC Midget (10x85mm)



HP15M30

HelioProtection® HP15M Photovoltaic fuse-links gPV 1500VDC

Catalog number	Item Number	Rated Current I _n	Power Dissipation at 0.7xI _n (Watts)	Power Dissipation at 0.8xI _n (Watts)	Power Dissipation at 1.0xI _n (Watts)	Package
HP15M4	F1059569	4 A	0.79	1.09	1.85	5
HP15M5	X1055053	5 A	0.84	1.16	1.97	5
HP15M6	Q1053667	6 A	0.97	1.37	2.42	5
HP15M7	R1053668	7 A	0.97	1.37	2.43	5
HP15M8	S1053669	8 A	1.04	1.50	2.60	5
HP15M10	T1053670	10 A	1.23	1.77	3.09	5
HP15M12	V1053671	12 A	1.15	1.70	2.89	5
HP15M15	W1053672	15 A	1.39	1.91	3.48	5
HP15M20	X1053673	20 A	1.71	2.47	4.28	5
HP15M25	Y1053674	25 A	2.13	3.08	5.35	5
HP15M30	Z1053675	30 A	2.56	3.61	6.40	5
HP15M32	G1059570	32 A	2.73	3.85	6.82	5

MERSEN reserves the right to change, update or correct, without notice, any information contained in this datasheet.

HelioProtection® Fuse-links gPV
HP15M with crimp clamp - 1500VDC Midget (10x85mm)

PRODUCT RANGE



HP15M5CC

Catalog number	Item Number	Rated Current I _n	Power Dissipation at 0.7xI _n (Watts)	Power Dissipation at 0.8xI _n (Watts)	Power Dissipation at 1.0xI _n (Watts)	Package
HP15M4CC	A1061542	4 A	0.80	1.04	1.69	5
HP15M5CC	B1061543	5 A	0.92	1.27	2.16	5
HP15M6CC	D1061545	6 A	1.06	1.50	2.66	5
HP15M7CC	E1061546	7 A	1.06	1.50	2.67	5
HP15M8CC	F1061547	8 A	1.14	1.65	2.86	5
HP15M10CC	G1061548	10 A	1.35	1.94	3.34	5
HP15M12CC	H1061549	12 A	1.26	1.87	3.18	5
HP15M15CC	J1061550	15 A	1.53	2.10	3.83	5
HP15M20CC	K1061551	20 A	1.88	2.71	4.71	5
HP15M25CC	L1061552	25 A	2.34	3.39	5.88	5
HP15M30CC	M1061553	30 A	2.81	3.97	7.04	5
HP15M32CC	N1061554	32 A	3.00	4.23	7.51	5

HelioProtection® Fuse-links gPV
Dual HP15M - 1 500VDC ferrule



Catalog Number	Item Number	Rated Current I _n	70% AMP Rating (W)	80% AMP Rating (W)	100% AMP Rating (W)	Package
HP15M36	-	36 A	3.19	4.41	5.59	25
HP15M45	-	45 A	3.62	5.21	9.23	25
HP15M60	-	60 A				

Minimum breaking capacity: 1.35xI_n
Maximum breaking capacity: 50kA

HelioProtection® Fuse-links gPV
Dual HP15M - 1 500VDC with Crimp Cap



Catalog Number	Item Number	Rated Current I _n	70% AMP Rating (W)	80% AMP Rating (W)	100% AMP Rating (W)	Package
HP15M36CC	-	36 A	3.19	4.41	5.59	25
HP15M45CC	-	45 A	3.62	5.21	9.23	25
HP15M60CC	-	60 A				

Minimum breaking capacity: 1.35xI_n
Maximum breaking capacity: 50kA

HelioProtection® US15M1HEL
UltraSafe™ Fuseholders for gPV fuse-links HP15M

PRODUCT RANGE



US15M1HEL

Catalog Number	Fuse Type	No. of Poles	Voltage Rating	Ampere Rating	Packaging
US15M1HEL	Photovoltaic	1	1500VDC	30	12

Helioprotection® HP15FHM32 Series
Fuseholders for gPV fuse-links HP15M



HP15FHM32A

Catalog Number	Fuse Type	No. of Poles	Voltage Rating	Ampere Rating	Packaging
HP15FHM32A	Photovoltaic	1	1500VDC	32	12
HP15FHM32B					

HelioProtection® Fuse-links
HP10NH 1000VDC

Plain blade



HP10NH1GVP125

Size	Rated Voltage (V)	Nominal Current (A)	Class	Catalog number	Item Number	weight (kg)	Power dissipation at In	Power dissipation at 0,7xIn	Package
NH1	1000 VDC	50	gPV	HP10NH1GVP50	Z1028283	0.4	11	4.6	3
		63		HP10NH1GVP63	A1028284	0.4	13	5.4	3
		80		HP10NH1GVP80	B1028285	0.4	15	6.1	3
		100		HP10NH1GVP100	C1028286	0.4	17	7.2	3
		125		HP10NH1GVP125	D1028287	0.4	18	7.4	3
		160		HP10NH1GVP160	E1028288	0.4	23	9.6	3
NH2	1000 VDC	200	gPV	HP10NH2GVP200	X1037619	0.63	29	12	3
		250		HP10NH2GVP250	Y1037620	0.63	34	14	3

Direct mounting



HP10NH1GVP160B

Size	Rated Voltage (V)	Nominal Current (A)	Class	Catalog number	Item Number	weight (kg)	Power dissipation at In	Power dissipation at 0,7xIn	Package
NH1	1000 VDC	50	gPV	HP10NH1GVP50B	B1048663	0.4	11	4.6	3
		63		HP10NH1GVP63B	C1048664	0.4	13	5.4	3
		80		HP10NH1GVP80B	D1048665	0.4	15	6.1	3
		100		HP10NH1GVP100B	E1048666	0.4	17	7.2	3
		125		HP10NH1GVP125B	F1048667	0.4	18	7.4	3
		160		HP10NH1GVP160B	G1048668	0.4	23	9.6	3
NH2	1000 VDC	200	gPV	HP10NH2GVP200B	H1048669	0.63	29	12	3
		250		HP10NH2GVP250B	J1048670	0.63	34	14	3

MERSEN reserves the right to change, update or correct, without notice, any information contained in this datasheet.

HelioProtection® Fuse-links
HP12NH - 1250VDC

PRODUCT RANGE



HP12NH2XLGVPV200

Plain blade

Size	Rated Voltage (V)	Nominal Current (A)	Class	PLAIN BLADE			Power dissipation at 0,7xIn	Power dissipation at In	Package
				Catalog number	Item Number	weight (kg)			
NH1XL	1250 VDC	125	gPV	HP12NH1XLGVPV125	G1039744	0.435	12	29	1
		160		HP12NH1XLGVPV160	H1039745	0.698	14	34	1
NH2XL		200		HP12NH2XLGVPV200	J1039746	1.054	16	42	1
		250		HP12NH2XLGVPV250	K1039747	1.054	17	45	1
NH3L		250		HP12NH3LGPV250	Z1033389	1.66	18	46	1
		315		HP12NH3LGPV315	A1033390	1.66	22	53	1
		350		HP12NH3LGPV350	B1033391	1.66	23	55	1
		400		HP12NH3LGPV400	C1033392	1.66	29	73	1



Direct mounting

Size	Rated Voltage (V)	Nominal Current (A)	Class	DIRECT MOUNTING		Power dissipation at 0,7xIn	Power dissipation at In	Package
				Catalog number	Item Number			
NH1XL	1250 VDC	125	gPV	HP12NH1LGPV125B	K1048671	12	29	1
		160		HP12NH1LGPV160B	L1048672	14	34	1
NH2XL		200		HP12NH2LGPV200B	M1048673	16	42	1
		250		HP12NH2LGPV250B	N1048674	17	45	1
NH3L		250		HP12NH3LGPV250B	P1048675	18	46	1
		315		HP12NH3LGPV315B	Q1048676	22	53	1
		350		HP12NH3LGPV350B	R1048677	23	55	1
		400		HP12NH3LGPV400B	S1048678	29	73	1

Photovoltaic Fuse bases
1000VDC



Catalog Number	Item Number	Power acceptance	Rated impulse withstand voltage Uimp	Design	Package
HPBB11PPR	A1030607	32 W	8 kV	open design, for DIN-rail or screw mounting, for NH fuse links size 1	3
HPBB11PPRFS	K1032916	32 W	8 kV	with touch protection, for DIN-rail or screw mounting, for NH fuse links size 1	3



HPBB21PPR

Catalog Number	Item Number	Power acceptance	Rated impulse withstand voltage Uimp	Design	Package
HPBB21PPR	C1037509	45 W	8 kV	open design, for DIN-rail or screw mounting, for NH fuse links size 1 and 2	3
HPBB21PPRFS	D1037510	45 W	8 kV	with touch protection, for DIN-rail or screw mounting, for NH fuse links size 1 and 2	3

MERSEN reserves the right to change, update or correct, without notice, any information contained in this datasheet.

HelioProtection® Fuse-links gPV
HP15NH - 1500VDC

PRODUCT RANGE



HP15NH3LGPV400

NH-fuse-links gPV 1500VDC Plain Blade

Catalog number	Item number	Size	Rated current I_n	Power dissipation at I_n	Power dissipation at $0.7 \times I_n$	Package	Weight
HP15NH1XLGPV50	A1061266	1XL	50 A	21 W	8.6 W		0.7 kg
HP15NH1XLGPV63	Z1064508	1XL	63 A	25 W	10.2 W		0.7 kg
HP15NH1XLGPV80	A1064509	1XL	80 A	25.5 W	10.3 W		0.7 kg
HP15NH1XLGPV100	B1064510	1XL	100 A	26 W	10.5 W		0.7 kg
HP15NH1XLGPV125	C1064511	1XL	125 A	30 W	12.2 W		0.7 kg
HP15NH2XLGPV125	H1064309	2XL	125 A	33.7 W	13.6 W		1.05 kg
HP15NH2XLGPV160	J1064310	2XL	160 A	38 W	15.4 W		1.05 kg
HP15NH2XLGPV200	K1064311	2XL	200 A	48 W	19.4 W		1.05 kg
HP15NH2XLGPV250	L1064312	2XL	250 A	51.7 W	20.9 W		1.05 kg
HP15NH3LGPV160	H1037859	3L	160 A	36 W	15 W		1.69 kg
HP15NH3LGPV200	J1037860	3L	200 A	44 W	18 W		1.69 kg
HP15NH3LGPV250	K1037861	3L	250 A	50 W	20 W		1.69 kg
HP15NH3LGPV315	L1037862	3L	315 A	57 W	23 W		1.69 kg
HP15NH3LGPV350	M1037863	3L	350 A	63 W	25 W		1.69 kg
HP15NH3LGPV400	N1037864	3L	400 A	71 W	28 W		1.69 kg



HP15NH3LGPV400B

NH-fuse-links gPV 1500VDC Direct Mounting

Catalog number	Item number	Size	Rated current I_n	Power dissipation at I_n	Power dissipation at $0.7 \times I_n$	Package	Weight
HP15NH1LGPV50B	D1065431	1XL	50 A	21 W	8.6 W	1	0.69 kg
HP15NH1LGPV63B	D1065432	1XL	63 A	25 W	10.2 W	1	0.69 kg
HP15NH1LGPV80B	E1065433	1XL	80 A	25.5 W	10.3 W	1	0.69 kg
HP15NH1LGPV100B	F1065434	1XL	100 A	26 W	10.5 W	1	0.69 kg
HP15NH1LGPV125B	G1065435	1XL	125 A	30 W	12.2 W	1	0.69 kg
HP15NH2LGPV125B	M1064313	2XL	125 A	33.7 W	13.6 W	1	1.02 kg
HP15NH2LGPV160B	N1064314	2XL	160 A	38 W	15.4 W	1	1.02 kg
HP15NH2LGPV200B	P1064315	2XL	200 A	48 W	19.4 W	1	1.02 kg
HP15NH2LGPV250B	Q1064316	2XL	250 A	51.7 W	20.9 W	1	1.02 kg
HP15NH3LGPV160B	T1048679	3L	160 A	36 W	15 W	1	1.66 kg
HP15NH3LGPV200B	V1048680	3L	200 A	44 W	18 W	1	1.66 kg
HP15NH3LGPV250B	W1048681	3L	250 A	50 W	20 W	1	1.66 kg
HP15NH3LGPV315B	X1048682	3L	315 A	57 W	23 W	1	1.66 kg
HP15NH3LGPV350B	Y1048683	3L	350 A	63 W	25 W	1	1.66 kg
HP15NH3LGPV400B	Z1048684	3L	400 A	71 W	28 W	1	1.66 kg



HP15NH3LGPV350BI

NH-fuse-links gPV 1500VDC Direct Mounting size 3L with striker

Catalog number	Item number	Rated current I_n	Power dissipation at I_n	Power dissipation at $0.7 \times I_n$	Power dissipation at $0.8 I_n$	Package	Weight
HP15NH3LPV160BI	A1057218	160 A	36 W	15 W	20 W	1	1.66 kg
HP15NH3LPV200BI	B1057219	200 A	44 W	18 W	25 W	1	1.66 kg
HP15NH3LPV250BI	C1057220	250 A	50 W	20 W	28 W	1	1.66 kg
HP15NH3LPV315BI	D1057221	315 A	57 W	23 W	32 W	1	1.66 kg
HP15NH3LPV350BI	E1057222	350 A	63 W	25 W	35 W	1	1.66 kg
HP15NH3LPV400BI	F1057223	400 A	71 W	28 W	40 W	1	1.66 kg

MERSEN reserves the right to change, update or correct, without notice, any information contained in this datasheet.

Microswitch
1000VDC

PRODUCT RANGE



MC3E1-5N

Microswitch for NH-fuse-link gPV 1500VDC size 3L (with striker)

Catalog number	Item number	Rated current I _n	Rated impulse withstand voltage U _{imp}	Indication System	Package	Weight
MC3E1-5N	D310020	5 A	20 kV	standard	3	32 g

Photovoltaic Fuse bases
1500VDC - Protected version

PRODUCT RANGE



HP15FHH1XLB



COVERFHH3L



COVERFHH1XL

Fuse-bases for NH gPV fuse-links, single pole, 1500VDC, 50 kA, SCCR 15kA

Catalog number	Size	Rated current I _n	Power acceptance	Rated impulse withstand voltage U _{imp}	Cable termination	Design	Package
HP15FHH1XLA	1XL	250 A	50 W	6 kV	M10 terminal screws M = 32Nm for cable lugs 25-240 mm ²	open design, screw mounting, for NH1XL fuse-links with blade contacts	-
HP15FHH1XLB	1XL	250 A	50 W	6 kV	M10 terminal screws M = 32Nm for cable lugs 25-240 mm ²	with touch-safe protection, screw mounting, for NH1XL fuse-links with blade contacts	-
HP15FHH3LA	2XL-3L	600 A	100 W	6 kV	M12 terminal screws M = 32Nm for cable lugs 25-300 mm ²	open design, screw mounting, for NH2XL and NH3L fuse-links with blade contacts	-
HP15FHH3LB	2XL-3L	600 A	100 W	6 kV	M12 terminal screws M = 32Nm for cable lugs 25-300 mm ²	with touch-safe protection, screw mounting, for NH2XL and NH3L fuse-links with blade contacts	-

Cover for fuse-base with touch protection

Catalog number	Design	Package
COVERFHH1XL	pack of 4 gripping lug covers for NH1XL fuse-base with touch protection	1
COVERFHH3L	pack of 2 gripping lug covers for NH3L fuse-base with touch protection	1

HP6J - 600V DC Class J Photovoltaic Fuses



Catalog Number					
Frame Size 1	Frame Size 2		Frame Size 3		Frame Size 4
HP6J70	HP6J110	HP6J175	HP6J225	HP6J350	HP6J450
HP6J80	HP6J125	HP6J200	HP6J250	HP6J400	HP6J500
-	HP6J150	-	HP6J300	-	HP6J600

Volts: 600VDC
Amps: 70 to 600A
IR: 10kA I.R. DC
MBC: 1.35 x I_n
Photovoltaic Fuse

HP10J - 1000V DC Class J Photovoltaic Fuses



Catalog Number				
Frame Size 1		Frame Size 2		Frame Size 3
HP10J70	HP10J125	HP10J250	HP10J400	HP10J450
HP10J80	HP10J160	HP10J300	-	HP10J500
HP10J100	HP10J200	HP10J350	-	HP10J600

Volts: 1000VDC (70A to 600A), 600VAC (70A to 400A)
Amps: 70A to 600A
IR: 65kA @ 1000VDC, 200kA @ 600VAC
MBC: 1.35 x I_n
Photovoltaic Fuse

MERSEN reserves the right to change, update or correct, without notice, any information contained in this datasheet.

SURGE-TRAP® DC Type 1+2 YPV photovoltaic SPD
STP T12 5 YPV

PRODUCT RANGE



STPT12-5K1000V-YPVM

Catalog numbers / Reference numbers

Catalog number	Item number	System type	Ucpv [Vdc]	Iscpv [A]	IIMP (10/350) [kA]	I _{max} (8/20) [kA]	I _n (8/20) [kA]	U _{p@I_n} (8/20) [kV]	Remote indication (M)	Cartridge Id. L
STPT12-5K1000V-YPV	83120167	"Y" PV	1060	10 000	5	40	20	≤ 4		C43
STPT12-5K1000V-YPVM	83120168	"Y" PV	1060	10 000	5	40	20	≤ 4	√	C43

Replacement cartridges

Catalog number	Item number	Network	Ucpv [Vdc]	IIMP (10/350) [kA]	I _{max} (8/20) [kA]	I _n (8/20) @U _p [kA]	U _{p@I_n} (8/20) [kV]	Cartridge Id.
SP12-5K1000V-PV	83120011	PV	530	5	40	20	≤ 2	C43

SURGE-TRAP® DC Type 2 YPV photovoltaic SPD
STP T2 40 YPV



STPT2-40K1500V-YPVM

Catalog numbers / Reference numbers

Catalog number	Item number	System type	Ucpv [Vdc]	Iscpv [A]	I _{max} (8/20) [kA]	I _n (8/20) [kA]	U _{p@I_n} (8/20) [kV]	Remote indication (M)	Cartridge Id. L
Y PV. LARGE-SCALE AND ROOFTOP PV									
STPT2-40K600V-YPV	83020138	"Y" PV	660	10 000	40	20	≤2.6		C40
STPT2-40K600V-YPVM	83020139	"Y" PV	660	10 000	40	20	≤2.6	√	C40
STPT2-40K1000V-YPV	83020140	"Y" PV	1060	10 000	40	20	≤4		C41
STPT2-40K1000V-YPVM	83020141	"Y" PV	1060	10 000	40	20	≤4	√	C41
STPT2-40K1500V-YPV	83020158	"Y" PV	1500	10 000	40	15	≤5		C42
STPT2-40K1500V-YPVM	83020159	"Y" PV	1500	10 000	40	15	≤5	√	C42
U PV. SELF-CONSUMPTION									
STPT2-40K60V-2P	83020128	TNS (1Ph+N); PV	65	1000	40	20	≤0.7		Consult
STPT2-40K60V-2PM	83020129	TNS (1Ph+N); PV	65	1000	40	20	≤0.7	√	Consult
STPT2-40K75V-2P	83020130	TNS (1Ph+N); PV	80	1000	40	20	≤0.8		Consult
STPT2-40K75V-2PM	83020131	TNS (1Ph+N); PV	80	1000	40	20	≤0.8	√	Consult

Replacement cartridges

Item number	Catalog number	Network	Ucpv [Vdc]	I _{max} (8/20) [kA]	I _n (8/20) @U _p [kA]	U _{p@I_n} (8/20) [kV]	Cartridge Id.
83020005	SP2-40K600V-PV	PV	330	40	20	≤1.3	C40
83020006	SP2-40K1000V-PV	PV	530	40	20	≤2	C41
83020010	SP2-40K1500V-PV	PV	750	40	10	≤2,5	C42

MERSEN reserves the right to change, update or correct, without notice, any information contained in this datasheet.

SURGE-TRAP® DC T2 & T1+2 MPPT photovoltaic SPD
STP MPPT PV

PRODUCT RANGE



STPT2-40K1000V-8YPVM

Catalog numbers / Reference numbers

Catalog number	Item number	System type	Ucpv [Vdc]	Iscpv [A]	IIMP (10/350) [kA]	Imax (8/20) [kA]	In (8/20) [kA]	Up@In (8/20) [kV]	Remote indication (M)	Cartridge Id. L
TYPE 1+2										
STPT12-5K1000V-5YPVM	83120192	3+ , 1- , 1PE	1060	10000	5	40	20	4	√	C43
STPT12-5K1000V-8YPVM	83120190	6+ , 1- , 1PE	1060	10000	5	40	20	4	√	C43
TYPE 2										
STPT2-40K1000V-5YPVM	83020188	3+ , 1- , 1PE	1060	10000	-	40	20	4	√	C02
STPT2-40K1000V-8YPVM	83020204	6+ , 1- , 1PE	1060	10000	-	40	20	4	√	C02

Replacement cartridges

Catalog number	Item number	Network	Ucpv [Vdc]	IIMP (10/350) [kA]	Imax (8/20) [kA]	In (8/20) [kA]	Up@In (8/20) [kV]	Cartridge Id.
SP2-40K1000V-PV	83020006	PV	530	-	40	20	≤2	C02
SP12-5K1000V-PV	83020011	PV	530	5	40	20	≤2	C43

SURGE-TRAP® plug-in surge sockets for PCB
SB-PCB



SB-PCB-1000PV-M

Catalog numbers / Reference numbers

Catalog number	Item number	Ucpv [Vdc]	Remote indication (M)	Cartridge Id. Item number	Cartridge Id. Catalog number
DC SIDE					
SB-PCB-1000PV-M	83050133	1000	√	83020006	SP2-40K1000V-PV
SB-PCB-1500PV-M	83050135	1500	√	83020010	SP2-40K1500V-PV
AC SIDE					
SB-PCB-275V-M	83050119	275	√	83020002	SP2-40K275V
SB-PCB-440V-M	83050123	320	√	83020004	SP2-40K440V
SB-PCB-750V-M	83050127	440	√	83020007	SP2-30K750V
SB-PCB-N-M	83050129	750	√	83020000	SP2-40K-N

MERSEN reserves the right to change, update or correct, without notice, any information contained in this datasheet.

SURGE-TRAP® AC Type 2 photovoltaic SPD
STP T2 40 3P

PRODUCT RANGE



STPT2-40K275V-3PM

Catalog numbers / Reference numbers

Catalog number	Item number	System type	Un [VAC]	Uc [V]	I _{max} (8/20) [kA]	In (8/20) [kA]	Up@In (8/20) [kV]	Remote indication (M)	Cartridge Id. L
STPT2-40K275V-3P	83020134	TNC (3Ph)	-/400	275	40	20	≤1.3		C06
STPT2-40K275V-3PM	83020135	TNC (3Ph)	-/400	275	40	20	≤1.3	√	C06
STPT2-40K320V-3P	83020136	TNC (3Ph)	-/480	320	40	20	≤1.4		C07
STPT2-40K320V-3PM	83020137	TNC (3Ph)	-/480	320	40	20	≤1.4	√	C07
STPT2-30K750V-3P	83020102	TNC (3Ph)	-/690; -/1000	750	30	15	≤3		C08
STPT2-30K750V-3PM	83020103	TNC (3Ph)	-/690; -/1000	750	30	15	≤3	√	C08
STPT2-30K750V-1P	83020100	L-N (1Ph)	690	750	30	15	≤3		C08
STPT2-30K750V-1PM	83020101	L-N (1Ph)	690	750	30	15	≤3	√	C08

Replacement cartridges

Catalog number	Item number	Network	Un [VAC]	Uc [V]	I _{max} (8/20) [kA]	In (8/20) [kA]	Up@In (8/20) [kV]	Cartridge Id.
SP2-40K275V	83020002	L-N (1Ph)	230	275	40	20	≤1.3	C06
SP2-40K320V	83020003	L-N (1Ph)	277	320	40	20	≤1.4	C07
SP2-30K750V	83020007	L-N (1Ph)	690	750	30	15	≤3	C08

SURGE-TRAP® AC Type 2 reinforced peak withstand photovoltaic SPD
STP T2 30 3P-R

PRODUCT RANGE



STPT2-30K850V-3P-R

Catalog numbers / Reference numbers

Catalog number	Item number	System type	UN [VAC]	UC [V]	I _{max} (8/20) [kA]	I _n (8/20) [kA]	Up@In (8/20) [kV]	Remote indication (M)	U _{peak} (I-pe) [kV]	L	PE
STPT2-30K440V-3P-R	83020177	IT	- / 400	440	30	20	5		1,6	C25	C08
STPT2-30K440V-3P-RM	83020178	IT	- / 400	440	30	20	5	√	1,6	C25	C08
STPT2-30K750V-3P-R	83020213	IT	- / 690	750	30	15	6		2,1	C08	C08
STPT2-30K750V-3P-RM	83020214	IT	- / 690	750	30	15	6	√	2,1	C08	C08
STPT2-30K850V-3P-R	83020201	IT	- / 690	850	30	15	6		2,2	C28	C28
STPT2-30K850V-3P-RM	83020202	IT	- / 690	850	30	15	6	√	2,2	C28	C28
STPT2-30K850V-1P	83020234	L-N (1Ph)	690	850	30	15	3		-	C28	-
STPT2-30K850V-1PM	83020235	L-N (1Ph)	690	850	30	15	3	√	-	C28	-

Replacement cartridges

Catalog number	Item number	Network	Un [VAC]	Uc [V]	I _{max} (8/20) [kA]	I _n (8/20) [kA]	Up@In (8/20) [kV]	Cartridge Id.
SP2-40K440V	83020004	L-N (1Ph)	400	440	40	20	≤2	C25
SP2-30K750V	83020007	L-N (1Ph)	690	750	30	15	3	C08
SP2-30K850V	83020022	L-N (1Ph)	690	850	30	15	3	C28

SURGE-TRAP® Signal Line photovoltaic SPD
STS 485

PRODUCT RANGE



STPT2-40K275V-3PM



STS485-5K-15V-3WI



STS485-5K-15V-3WI

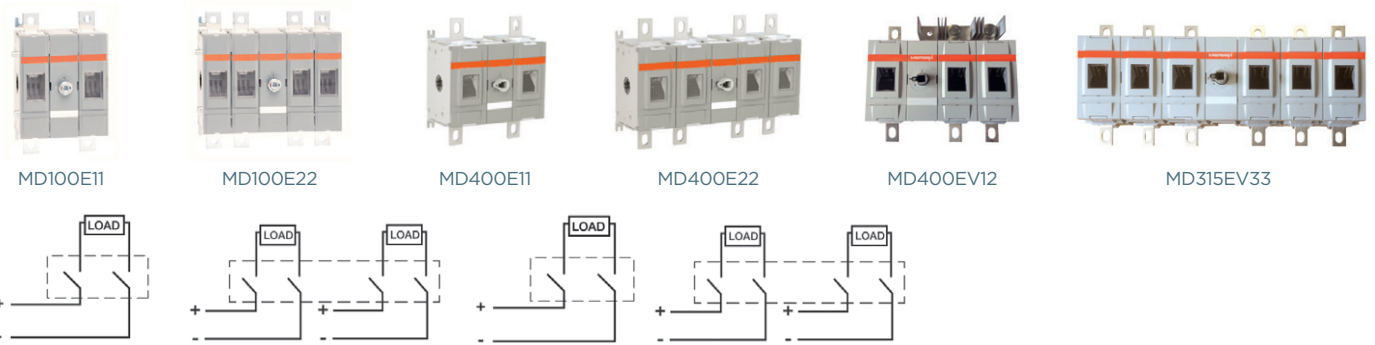
Catalog numbers / Reference numbers

Catalog number	Item number	Un [V]	D1 (10/350) [kA]	I _{max} (8/20)	C2 (8/20)	Up@In (8/20) [V]	f _g [MHz]	Protected wires	EOL Indication
STS485-7V-2W	83040111	6	2,5	10	5	10	1	2	
STS485-16V-2W	83040112	12	2,5	10	5	20	1,2	2	
STS485-27V-2W	83040113	24	2,5	10	5	40	4	2	
STS485-56V-2W	83040114	48	2,5	10	5	70	5	2	
STS485-15V-3WI	83040110	12	2,5	10	5	45	10	2+GND	√
STS485-5V-4WG	83040120	5	2,5	10	10	30	60	4+GND	

MERSEN reserves the right to change, update or correct, without notice, any information contained in this datasheet.

PV-Rated Disconnect Switches
IEC-Rated DC Switches


PRODUCT RANGE



Switch Body

Ampere Rating	100	160	200	250	315	400	500
1000VDC 2-pole Configuration	MD100E11	MD160E11	MD200E11	MD250E11	MD315E11	MD400E11	MD500E11
1000VDC 2x2-pole Configuration	MD100E22	MD160E22	MD200E22	MD250E22	MD315E22	MD400E22	MD500E22
1500VDC 3-pole Configuration					MD315EV12	MD400EV12	MD500EV12
1500VDC 2x3-pole Configuration					MD315EV33	MD400EV33	MD500EV33

Handles and Shafts



HDD250



HB65

Direct Front Operation							
	HDD250	HDD250	HDD250	HDD250	HDD400	HDD400	HDD400

External Pistol Style			
NEMA Type 1, 3R, 12	HB65, HB80		HB125, HB145
NEMA Type 4, 4X	HB65X, HB80X		HB125X, HB125X

B=Black. Substitute 'R' for 'B' if a red handle is desired. Ex. HR65


Shafts			
Shaft—SPAxxx (xxx = length in mm)	SPA130, SPA210, SPA290, SPA360, SPA430		SFB185, SFB280, SFB325, SFB395, SFB535

Accessories



Auxiliary Contacts*							
NO Right side mounting	OA1G10	OA1G10	OA1G10	OA1G10	OA1G10	OA1G10	OA1G10
NC left side mounting	OA3G01	OA3G01	OA3G01	OA3G01	OA3G01	OA3G01	OA3G01
Module for SF aux. contacts	OEA28	OEA28	OEA28	OEA28	OEA28	OEA28	OEA28

*Rated 2A max continous @690VAC



Short Circuit Link							
For MDxxxE22 and EV33					JUMP500-2	JUMP500-2	JUMP500-2
For MDxxxE11, E22, EV12**	JUMP250	JUMP250	JUMP250	JUMP250	JUMP500	JUMP500	JUMP500

**Shipped with one link per circuit

Terminal Shroud for Short Circuit Link							
For JUMP500-2					JC500-2	JC500-2	JC500-2
For JUMP250, JUMP500	JC250	JC250	JC250	JC250	JC500	JC500	JC500

Terminal Shrouds for Lugs							
Kit of 4 Terminal Shrouds	TS250-14	TS250-14	TS250-14	TS250-14			
1 Terminal Shroud					TDS400	TDS400	TDS400

A shorter version is available for DC Switches up to 250A. 1 piece per package: TS250S-14

MERSEN reserves the right to change, update or correct, without notice, any information contained in this datasheet.

PV-Rated Disconnect Switches
UL 98B Listed DC Switches

PRODUCT RANGE



MD100U11



MD100U22



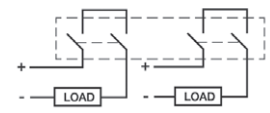
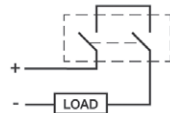
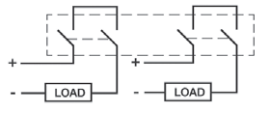
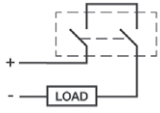
MD250UV12



MD400U11




MD400U22



Switch Body

Ampere Rating	100	200	250	320	400
1000VDC 2-pole Configuration	MD100U11	MD200U11	MD250U11	MD320U11	MD400U11
1000VDC 2x2-pole Configuration	MD180U22	MD180U22	MD180U22	MD320U22	MD400U22
1500VDC 2-pole Configuration			MD250UV12	MD320UV12	MD400UV12

Handles and Shafts



HDD400



HB125

Direct Front Operation					
1000VDC	HDD250	HDD250	HDD250	HDD400	HDD400
1500VDC			HDD400	HDD400	HDD400

External Pistol Style		
NEMA Type 1, 3R, 12	HB65, HB80	HB125, HB145
NEMA Type 4, 4X	HB65X, HB80X	HB125X, HB145X

B=Black. Substitute 'R' for 'B' if a red handle is desired. Ex. HR65

Shafts		
Shaft—SPAxxx (xxx = length in mm), SFBxxx (xxx = length in mm)	SPA130, SPA210, SPA290, SPA360, SPA430	SFB185, SFB280, SFB325, SFB395, SFB535

Accessories



OA1G01

OA1G10



OEA28

Auxiliary Contacts*					
NO Right side mounting	OA1G10	OA1G10	OA1G10	OA1G10	OA1G10
NC left side mounting	OA3G01	OA3G01	OA3G01	OA3G01	OA3G01
Module for SF aux. contacts	OEA28	OEA28	OEA28	OEA28	OEA28

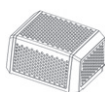
*Rated 2A max continuous @690VAC



JC250



JC500



JC500-2

Terminal Shroud for Short Circuit Link					
For MDxxxU11, UV12	JC250	JC250	JC500	JC500	JC500
For MDxxxU22	JC500-2	JC500-2	JC500-2	JC500-2	JC500-2

Terminal Shroud for Lugs					
Kit of 4 Terminal Shrouds					
1 Terminal Shroud	TDS400	TDS400	TDS400	TDS400	TDS400

A shorter version is available for DC switches up to 250A. 1 piece per package: TDS250S.

MERSEN reserves the right to change, update or correct, without notice, any information contained in this datasheet.

PV-Rated Disconnect Switches

PRODUCT RANGE

UL 98B DC-rated Non-Fused switches

Part #	Description	Ref #
MD100U11	DC Switch 100A UL 2p	X1043231
MD180U22	DC Switch 180A UL 4p	Y1043232
MD200U11	DC Switch 200A UL 2p	Z1043233
MD250U11	DC Switch 250A UL 2p	A1043234
MD250U22	DC Switch 250A UL 4p	B1043235
MD320U11	DC Switch 320A UL 2p	C1043236
MD320U22	DC Switch 320A UL 4p	D1043237
MD400U11	DC Switch 400A UL 2p	E1043238
MD400U22	DC Switch 400A UL 4p	F1043239
MD250UV12	DC Switch 250A UL 1500V 3p	L1050926
MD320UV12	DC Switch 320A UL 1500V 3p	M1050927
MD400UV12	DC Switch 400A UL 1500V 3p	N1050928

IEC DC-rated Non-Fused switches

Part #	Description	Ref #
MD100E11	DC Switch 100A IEC 1000V 2p	G1043217
MD160E11	DC Switch 160A IEC 1000V 2p	H1043218
MD200E11	DC Switch 200A IEC 1000V 2p	J1043219
MD250E11	DC Switch 250A IEC 1000V 2p	K1043220
MD100E22	DC Switch 100A IEC 2x1000V 4p	L1043221
MD160E22	DC Switch 160A IEC 2x1000V 4p	M1043222
MD200E22	DC Switch 200A IEC 2x1000V 4p	N1043223
MD250E22	DC Switch 250A IEC 2x1000V 4p	P1043224
MD315E11	DC Switch 315A IEC 1000V 2p	Q1043225
MD400E11	DC Switch 400A IEC 1000V 2p	R1043226
MD500E11	DC Switch 500A IEC 1000V 2p	S1043227
MD315E22	DC Switch 315A IEC 2x1000V 4p	T1043228
MD400E22	DC Switch 400A IEC 2x1000V 4p	V1043229
MD500E22	DC Switch 500A IEC 2x1000V 4p	W1043230
MD315EV12	DC Switch 315A IEC 1500V 3p	C1050918
MD400EV12	DC Switch 400A IEC 1500V 3p	D1050919
MD500EV12	DC Switch 500A IEC 1500V 3p	E1050920
MD315EV33	DC Switch 315A IEC 2x1500V 6p	F1050921
MD400EV33	DC Switch 400A IEC 2x1500V 6p	G1050922
MD500EV33	DC Switch 500A IEC 2x1500V 6p	J1050924

Handles

Part #	Description	Ref #
HB65	Handle black65mm IP65 NEMA 3R	W1043368
HB65X	Handle black 65mm IP65 NEMA 4X	X1043369
HB95	Handle black 95mm IP65 NEMA 3R	N1043913
HB95X	Handle black 95mm IP65 NEMA 4X	P1043914
HB125	Handle black 125mm IP65 NEMA 3R	A1043372
HB125X	Handle black 125mm IP65 NEMA 4X	B1043373
HR65	Handle red 65mm IP65 NEMA 3R	G1043378
HR65X	Handle red 65mm IP65 NEMA 4X	H1043379
HR95	Handle red 95mm IP65 NEMA 3R	S1043917
HR95X	Handle red 95mm IP65 NEMA 4X	T1043918
HR125	Handle red 125mm IP65 NEMA 3R	K1043381
HR125X	Handle red125mm IP65 NEMA 4X	L1043382
HDD250	Handle direct MD100-250	G1047794
HDD400	Handle direct MD315-500	H1047795

Shafts

Part #	Description	Ref #
SFB280	Shaft SwitchFuse 12x12x280mm	F1043423
SFB325	Shaft SwitchFuse 12x12x325mm	G1043424
SFB395	Shaft SwitchFuse 12x12x395mm	H1043425
SPA130	Shaft pistol handle 6x6x130mm	V1043919
SPA210	Shaft pistol handle 6x6x210mm	P1043431
SPA290	Shaft pistol handle 6x6x290mm	Q1043432
SPA360	Shaft pistol handle 6x6x360mm	W1043920
SPA430	Shaft pistol handle 6x6x430mm	X1043921

Terminal Shrouds

Part #	Description	Ref #
TS250-14	Term.shrd 250A switch 1p L/4	A1043464
TDS400	Term.shrd MD250-500 1p L/1	A1045534
TDS250S	Term.shrd MD100-250 1p S /1	Z1045533

Jumpers

Part #	Description	Ref #
JUMP250	Jumper bar for 250A DC switch	F1043469
JUMP500	Jumper bar for 500A DC switch	G1043470
JUMP500-2	Jumper bar for 1500V E33	S1051300
JC250	Jumper cover for JUMP250	H1043471
JC500	Jumper cover for JUMP500	J1043472
JC500-2	Jumper cover for JUMP500-2	V1051302

MERSEN reserves the right to change, update or correct, without notice, any information contained in this datasheet.



LOW VOLTAGE SWITCHES



IEC FUSIBLE DISCONNECT SWITCHES 232 - 235

IEC Low Voltage Disconnect Switches 232



IEC NON-FUSIBLE DISCONNECT SWITCHES 236 - 240

IEC Disconnect Switches - Front Operated..... 236
IEC Front and Side Operated 237
IEC Low Voltage Disconnect Switches..... 239



PV-RATED DISCONNECT SWITCHES 241 - 243

IEC-Rated DC Switches. 241
UL98B Listed DC Switches 242

IEC Low Voltage Disconnect Switches

Front and Side Operated



M25F30S



M63D03

25A, F fused, with 3 poles on left side of handle, side operated

63A, D fused, with 3 poles on right side of handle

Switch Body

Handles



HB65



HDF200

Shafts



SA105

Accessories



OA3G01

OA1G10

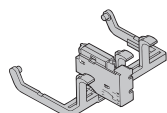


TSF250-14

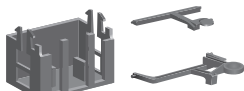
OEA28



TSF400-14



BFM25P3



BFM800DP3

Ampere Rating	25	50	125	63	160	200	250
Base Cat #	M25	M50	M125	M63	M160	M200	M250
Fuse Type	F	F	F	D	D	D	D
3-pole Configuration	12, 30S	03, 30S	03, 30S	03, 30S	03, 30S	03, 30S	03, 30S
Fuse Size	10x38	14x51	22x58	000	00	0	0-1

Switch Body Ampere Rating	25	50	125	63	160	200	250
Fourth Pole							
Fusible Fourth Pole						4PD200	4PD250

Direct Front Operation							
	HDF30	HDF200	HDF200	HDF200	HDF200	HDF250T	HDF250T

External Front Operation - Pistol Style							
NEMA Type 1, 3R, 12, IP65	HB45/65	HB45/65	HB65	HB65	HB65	HB65	HB65
NEMA Type 4, 4X	HB45X	HB45X	HB65X	HB65X	HB65X	HB65X	HB65X
B=Black. Substitute 'R' for 'B' if a red handle is desired. Ex. HR45							

External Right-Side Operation - Pistol Style							
NEMA 1, 3R, IP65	HB65S	HB65S	HB65S	HB65S	HB65S	HB65S	HB65S

Shafts							
	SPA__	SPA__	SPA__	SPA__	SPA__	SPA__	SPA__
Lengths: 210, 290, 360, 430 Ex. SPA210							

Terminal Shrouds							
3-pole			TSF160-13		TSF160-13	TSF200-13	TSF250-13
4-pole			TSF160-14		TSF160-14	TSF200-14	TSF250-14

Auxiliary Contacts							
NO, use with OSZ4	OA1G10	OA1G10	OA1G10	OA1G10	OA1G10	OA1G10	OA1G10
NC, use with OSZ4	OA3G01	OA3G01	OA3G01	OA3G01	OA3G01	OA3G01	OA3G01
NO, between poles	OA4B1C						
Mounting plate OA1G10/OA3G01	OSZ4	Not needed	Not needed	Not needed	Not needed	Not needed	Not needed
Module for 8 aux. contacts	OEA28	OEA28	OEA28	OEA28	OEA28	OEA28	OEA28

Blown fuse indicators (DPMM), Striker type fuse needed							
Kit 3 poles 1 contact	BFM25FP3						
Kit 3poles 3 contacts		BFM50FP3	BFM125FP3				
Kit 3poles 3NO+NC							BFM800DP3

MERSEN reserves the right to change, update or correct, without notice, any information contained in this datasheet.

IEC Low Voltage Disconnect Switches

Front and Side Operated



M400D03S

400A, DIN fused, 3 poles on left side of handle



M800D03

800A, DIN fused, with 3 poles on right side of handle



M1250D03

1250A, DIN fused, with 3 poles on the right side of handle

Switch Body

Handles



HB125



HDF400



SFB135

Shafts



Accessories



OA1G01

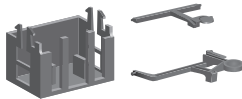
OA1G10



OEA28



TSF400-14



BFM800DP3

Ampere Rating	400	630	800	1250
Base Cat #	M400	M630	M800	M1250
Fuse Type	D	D	D	D
3-pole Configuration	03, 30S	03, 30S	03, 30S	03
Fuse Size	0-2	3	3	4

Fourth Pole				
Fusible Fourth Pole	4PD400	4PD800	4PD800	4PD1250

Direct Front Operation				
	HDF400T	HDF800T	HDF800T	HDF1250T

External Front Operation - Pistol Style				
NEMA Type 1, 3R, 12, IP65	HB95	HB145	HB274	HB274
NEMA Type 4, 4X	HB95X	HB145X	HB274X	HB274X
B = Black. Substitute "R" for "B" if a red handle is desire. Ex. HR95.				

External Right-Side Operation - Pistol Style				
NEMA Type 1, 3R, 12, IP65	HB145S	HB145S	HB145S	HB145S

Shafts				
Shaft	SFB__	SFB__	SFB__	SFB__
Lengths: 280, 325, 395mm Ex. SFB280				

Terminal Shrouds				
3-pole	TSF400-13	TSF800-13	TSF800-13	TSF1250-13
4-pole	TSF400-14	TSF800-14	TSF800-14	TSF1250-14

Auxiliary Contacts				
Normally open	OA1G10	OA1G10	OA1G10	OA1G10
Normally closed	OA3G01	OA3G01	OA3G01	OA3G01
Module for 8 aux. contacts	OEA28	OEA28	OEA28	OEA28

Blown fuse indicators (DPMM), Striker type fuse needed				
Kit 3poles 3NO+NC	BFM800DP3	BFM800DP3	BFM800DP3	

MERSEN reserves the right to change, update or correct, without notice, any information contained in this datasheet.

IEC Low Voltage Disconnect Switches



M400D03S

400A, DIN fused, 3 poles on left side of handle



HR45

IEC Fused Switches - Front Operated

Cat #	Description	Ref #	W*	Pkg
M25F12	Switch.fus 25A FR10 1+2 pos.	H1043264	0.70	1
M50F03	Switch.fus 50A FR14 0+3 pos.	K1043266	1.3	1
M63D03	Switch.fus 63A 000 0+3 pos.	M1043268	1.3	1
M125F03	Switch.fus 125A FR22 0+3 pos.	P1043270	1.5	1
M160D03	Switch.fus 160A 00 0+3 pos.	R1043272	1.52	1
M200D03	Switch.fus 200A 0 0+3 pos.	T1043274	3.3	1
M250D03	Switch.fus 250A 0-1 0+3 pos.	W1043276	3.93	1
M400D03	Switch.fus 400A 0-2 0+3 pos.	Y1043278	7.1	1
M630D03	Switch.fus 630A 3 0+3 pos.	A1043280	13	1
M800D03	Switch.fus 800A 3 0+3 pos.	C1043282	13	1
M1250D03	Switch.fus 1250A 4 0+3 pos.	E1043284	45	1



M25F30S

25A, F fused, with 3 poles on left side of handle, side operated

IEC Fused Switches - Side Operated

Cat #	Description	Ref #	W*	Pkg
M25F30S	Switch.fus 25A FR10 R side op.	J1043265	0.70	1
M50F30S	Switch.fus 50A FR14 R side op.	L1043267	1.2	1
M63D30S	Switch.fus 63A 000 R side op.	N1043269	1.2	1
M125F30S	Switch.fus 125A FR22 R side op.	Q1043271	1.6	1
M160D30S	Switch.fus 160A 00 R side op.	S1043273	1.6	1
M200D30S	Switch.fus 200A 0 R side op.	V1043275	3.3	1
M250D30S	Switch.fus 250A 0-1 R side op.	X1043277	4.15	1
M400D30S	Switch.fus 400A 0-2 R side op.	Z1043279	7.18	1
M630D30S	Switch.fus 630A 3 R side op.	B1043281	13.9	1
M800D30S	Switch.fus 800A 3 R side op.	D1043283	13.9	1

IEC Fourth Poles

Cat #	Description	Ref #	W*	Pkg
4PD200	Fourth Fusible pole for M200D	J1045473	-	1
4PD250	Fourth Fusible pole for M250D	K1045474	-	1
4PD400	Fourth Fusible pole for M400D	L1045475	-	1
4PD800	Fourth Fusible pole for M800D	M1045476	-	1
4PD1250	Fourth Fusible pole for M1250D	N1045477	-	1

*Weight in kg without packaging.

Handles

Cat #	Description	Ref #	W*	Pkg
HDF30	Handle direct SF 40A max	P1043408	0.05	1
HDF200	Handle direct SF 200A	P1043385	0.14	1
HDF400	Handle direct SF 400A	Q1043386	0.33	1
HDF800T	Handle dir. SF 800A butterfly	R1043387	1.1	1
HDF1250T	Handle dir. SF 1250A butterfly	S1043388	1.5	1
HDF250T	Handle dir. SF 250A butterfly	T1043389	0.16	1
HDF400T	Handle dir. SF 400A butterfly	V1043390	0.34	1
HB45	Handle black 45mm IP65 NEMA 3R	L1043911	0.10	1
HB45X	Handle black 45mm IP65 NEMA 4X	M1043912	0.10	1
HB65	Handle black 65mm IP65 NEMA 3R	W1043368	0.12	1
HB65S	Handle black 65mm Right Side	A1044361	0.10	1
HB65X	Handle black 65mm IP65 NEMA 4X	X1043369	0.12	1
HB80	Handle black 80mm IP65 NEMA 3R	Y1043370	0.12	1
HB80X	Handle black 80mm IP65 NEMA 4X	Z1043371	0.12	1
HB95	Handle black 95mm IP65 NEMA 3R	N1043913	0.01	1
HB95X	Handle black 95mm IP65 NEMA 4X	P1043914	0.01	1
HB125	Handle black 125mm IP65 NEMA 3R	A1043372	0.16	1
HB125X	Handle black 125mm IP65 NEMA 4X	B1043373	0.12	1
HB145	Handle black 145mm IP65 NEMA 3R	C1043374	0.17	1
HB145S	Handle black 145mm Right Side	B1044362	0.15	1
HB145X	Handle black 145mm IP65 NEMA 4X	D1043375	0.17	1
HB274	Handle black 274mm IP65 NEMA 3R	D1043398	0.515	1
HB274X	Handle black 274mm IP65 NEMA 4X	E1043376	0.515	1
HB330	Handle black 330mm IP65 NEMA 3R	E1043399	0.55	1
HB330X	Handle black 330mm IP65 NEMA 4X	F1043377	0.55	1
HR45	Handle red 45mm IP65 NEMA 3R	Q1043915	0.10	1
HR45X	Handle red 45mm IP65 NEMA 4X	R1043916	0.10	1
HR65	Handle red 65mm IP65 NEMA 3R	G1043378	0.120	1
HR65X	Handle red 65mm IP65 NEMA 4X	H1043379	0.12	1
HR80	Handle red 80mm IP65 NEMA 3R	F1043400	0.12	1
HR80X	Handle red 80mm IP65 NEMA 4X	J1043380	0.12	1
HR95	Handle red 95mm IP65 NEMA 3R	S1043917	0.16	1
HR95X	Handle red 95mm IP65 NEMA 4X	T1043918	0.16	1
HR125	Handle red 125mm IP65 NEMA 3R	K1043381	0.17	1
HR125X	Handle red 125mm IP65 NEMA 4X	L1043382	0.17	1
HR145	Handle red 145mm IP65 NEMA 3R	M1043383	0.2	1
HR145X	Handle red 145mm IP65 NEMA 4X	N1043384	0.17	1
HR274	Handle red 274mm IP65 NEMA 3R	G1043401	0.515	1
HR330	Handle red 330mm IP65 NEMA 3R	H1043402	0.55	1

MERSEN reserves the right to change, update or correct, without notice, any information contained in this datasheet.

IEC Low Voltage Disconnect Switches



SFB135



TSF250-14

Shafts

Cat #	Description	Ref #	W*	Pkg
SFB280	Shaft SwitchFuse 12x12x280mm	F1043423	0.31	1
SFB325	Shaft SwitchFuse 12x12x325mm	G1043424	0.41	1
SFB395	Shaft SwitchFuse 12x12x395mm	H1043425	0.45	1
SPA210	Shaft pistol handle 6x6x210mm	P1043431	0.11	1
SPA290	Shaft pistol handle 6x6x290mm	Q1043432	0.14	1
SPA360	Shaft pistol handle 6x6x360mm	W1043920		1
SPA430	Shaft pistol handle 6x6x430mm	X1043921		1



OA1G10

Other accessories

Cat #	Description	Ref #	W*	Pkg
OA1G10	Auxiliary Contact NO	P1043477	0.03	1
OA3G01	Aux.Contact NC Switch160-2500A	R1043479	0.03	1
OA4B1C	Aux.Contact 1+1 SF 40A	K1043473	0.03	1
OSZ4	Mounting plate OA1G10/OA3G01	L1043474	0.06	1
OEA28	Module for SF aux. contacts	M1043475	0.04	1
BFM25FP3	Kit DPMM 3p 1 contact M25F	E1048896		1
BFM50FP3	Kit DPMM 3P 3Cont. M50F	P1045478		1
BFM125FP3	Kit DPMM 3P 3Cont. M125F	Q1045479		1
BFM800DP3	Kit DPMM 3P 3NO+3NC M250-800D	R1045480		1

*Weight in kg without packaging.

Terminal shrouds

Cat #	Description	Ref #	W*	Pkg
TSF160-13	Term.shrd 160A Swch.fus1pL /3	V1043436	0.04	1
TSF160-14	Term.shrd 160A Swch.fus1pL /4	W1043437	0.04	1
TSF200-13	Term.shrd 200A Swch.fus1pL /3	J1043449	0.008	3
TSF200-14	Term.shrd 200A Swch.fus1pL /4	V1043459	0.012	4
TSF800-13	Term.shrd 800A Swch.fus1pL /3	K1043450	0.01	3
TSF800-14	Term.shrd 800A Swch.fus1pL /4	W1043460	0.01	4
TSF1250-13	Ter.shrd 1250A Swch.fus1pL /3	L1043451	0.01	3
TSF1250-14	Ter.shrd 1250A Swch.fus1pL /4	X1043461	0.00	4
TSF250-13	Term.shrd 250A Swch.fus1pL /3	M1043452	0.008	3
TSF250-14	Term.shrd 250A Swch.fus1pL /4	Y1043462	0.012	4
TSF400-13	Term.shrd 400A Swch.fus1pL /3	N1043453	0.008	3
TSF400-14	Term.shrd 400A Swch.fus1pL /4	Z1043463	0.001	4

IEC Disconnect Switches - Front Operated



M163



M163DM



M633



M633DM



M100U3 - M125E3

Switch Body

Ampere Rating	16	25	40	63	80	100	125
Base Cat #	M163	M253	M403	M633	M803	M100U3	M125E3
Door-mounted version	M163DM	M253DM	M403DM	M633DM	M803DM	M100U3DM	

Handles and Shafts

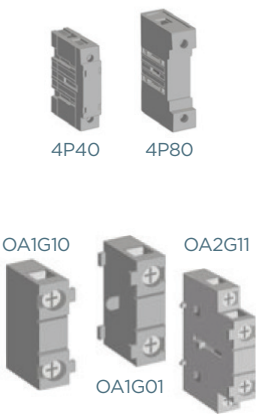


Direct Front Operation Locking Handle							
	HD40	HD40	HD40	HD125	HD125	HD125	HD125

External Front Operation							
Selector Style IP65, NEMA 1, 3R, 12	HSBX	HSBX	HSBX	HSBX	HSBX	HSBX	HSBX
Shaft Lengths: 85, 130, 180, 250 Ex. SA130	SA__	SA__	SA__	SA__	SA__	SA__	SA__
Door mounted version (no shaft required)	HSBPDM	HSBPDM	HSBPDM	HSBWDM	HSBWDM	HSBWDM	HSBWDM
Pistol Style IP65, NEMA 1, 3R, 12	HB45	HB45	HB45	HB45	HB45	HB45	HB45
NEMA Type 4, 4X	HB45X	HB45X	HB45X	HB45X	HB45X	HB45X	HB45X
Shaft Lengths: 210, 290 Ex. SPA210	SPA__	SPA__	SPA__	SPA__	SPA__	SPA__	SPA__

B=Black. Substitute 'R' for 'B' if a red handle is desired. Ex. HR65

Accessories



Fourth Poles							
Limited to one additional pole per switch	4P40	4P40	4P40	4P80	4P80	4P125	4P125

Neutral Poles							
Limited to one additional pole per switch	NP40	NP40	NP40	NP80	NP80	NP125	NP125

Terminal Shrouds							
3-pole, 1 terminal shroud for 3 poles	TS40-3	TS40-3	TS40-3	TS63-3	TS63-3	TS125-3	TS125-3
1 to 4-poles, 1 terminal shroud per pole	TS40-1	TS40-1	TS40-1	TS63-1	TS63-1	TS125-1	TS125-1

Auxiliary Contacts							
NC left or right side mounting	OA1G01	OA1G01	OA1G01	OA1G01	OA1G01	OA1G01	OA1G01
NO left or right side mounting	OA1G10	OA1G10	OA1G10	OA1G10	OA1G10	OA1G10	OA1G10
NO+NC (Mounting on either side)	OA2G11	OA2G11	OA2G11	OA2G11	OA2G11	OA2G11	OA2G11

MERSEN reserves the right to change, update or correct, without notice, any information contained in this datasheet.

IEC Front and Side Operated



M200E30S



M630E03

Switch Body

Ampere Rating	200	250	315	400	630	800
Base Cat #	M200E	M250E	M315E	M400E	M630E	M800E
3-pole	03, 30S	03, 30S	03, 30S	03, 30S	03, 30S	03, 30S

Handles and Shafts



HD250



HB65


Direct Front Operation Locking Handle						
	HD250	HD250	HD400	HD400	HD800	HD800

External Front Operation						
Pistol Style NEMA 1, 3R, 12	HB65/HB80	HB65/HB80	HB125	HB125	HB125	HB125
NEMA 4, 4X	HB65X/ HB80X	HB65X/ HB80X	HB125X	HB125X	HB125X	HB125X
Pistol Type, right side operation	HB65S	HB65S	HB145S	HB145S	HB145S	HB145S
Shaft— Lengths 210, 290, 360, 430 Ex. SPA210 Shaft— Lengths 280, 325, 395 Ex. SFB325	SPA__	SPA__	SFB__	SFB__	SFB__	SFB__


B = Black. Substitute "R" for "B" if red handle is desired. Ex. HR80.

Fourth Poles						
	4P250	4P250	4P400	4P400	4P800	4P800


Accessories



4P40 4P80 4P125



4P250 TS250-1



OA1G10 OA1G01 OEA28

Terminal Shrouds						
Kit for 3 poles	TS250-13	TS250-13	TS400-13	TS400-13	TS800-13	TS800-13
Kit for 4 poles	TS250-14	TS250-14	TS400-14	TS400-14	TS800-14	TS800-14

Shorter terminal shrouds versions are also available if desired. Ex. TS250S-13 for switches up to 250A

Auxiliary Contacts						
Normally Open	OA1G10	OA1G10	OA1G10	OA1G10	OA1G10	
Normally Closed	OA3G01	OA3G01	OA3G01	OA3G01	OA3G01	
Module for SF aux. contacts	OEA28	OEA28	OEA28	OEA28	OEA28	

LV-SWITCHES

MERSEN reserves the right to change, update or correct, without notice, any information contained in this datasheet.

IEC Front and Side Operated



M1250E03

Switch Body

Ampere Rating	1000	1250	1600	2000	2500	3200	4000
Base Cat #	M1000E	M1250E	M1600E	M2000E	M2500E	M3200E	M4000E
3-pole	03	03	03	03	03	03	03

Handles and Shafts



Direct Front Operation Locking Handle							
	HD1000	HD1000	HD1000	HD1000	HD1000	HD1000	HD1000

External Front Operation							
Pistol Style NEMA 1, 3R, 12	HB274	HB274	HB274	HB274	HB274	HB274	HB274
NEMA 4, 4X	HB274X	HB274X	HB274X	HB274X	HB274X	HB274X	HB274X
Shaft— Lengths: 280, 325,395 Ex. SFB325	SFB__	SFB__	SFB__	SFB__	SFB__	SFB__	SFB__

B=Black. Substitute 'R' for 'B' if a red handle is desired. Ex. HR274

Accessories



Fourth Poles							
	4P1250	4P1250	4P1600	4P2500	4P2500		

Terminal Shrouds							
Kit for 3 poles	TS1600-13	TS1600-13	TS1600-13				
Kit for 4 poles	TS1600-14	TS1600-14	TS1600-14				

Auxiliary Contacts							
Normally Open	OA1G10	OA1G10	OA1G10	OA1G10	OA1G10	OA1G10	OA1G10
Normally Closed	OA3G01	OA3G01	OA3G01	OA3G01	OA3G01	OA3G01	OA3G01
Module for SF aux. contacts	OEA28	OEA28	OEA28	OEA28	OEA28	OEA28	OEA28

MERSEN reserves the right to change, update or correct, without notice, any information contained in this datasheet.

IEC Low Voltage Disconnect Switches



M100U3 - M125E3



HB65

IEC Non-Fused switches, front-operated

Cat #	Description	Ref #
M163	IEC UL508 Switch 16A 3p	A1043188
M253	IEC UL508 Switch 25A 3p	B1043189
M403	IEC UL508 Switch 40A 3p	C1043190
M633	IEC UL508 Switch 63A 3p	D1043191
M803	IEC UL508 Switch 80A 3p	E1043192
M100U3	IEC UL98 Switch 100A 3p	F1043193
M125E3	IEC Switch 125A 3p	G1043194
M163DM	IEC UL508 Switch 16A 3p DM	E1043169
M253DM	IEC UL508 Switch 25A 3p DM	F1043170
M403DM	IEC UL508 Switch 40A 3p DM	K1043174
M633DM	IEC UL508 Switch 63A 3p DM	M1043176
M803DM	IEC UL508 Switch 80A 3p DM	N1043177
M100U3DM	IEC UL98 Switch 100A 3p DM	P1043178
M200E03	IEC Switch 200A 3p 0+3 pos.	H1043195
M250E03	IEC Switch 250A 3p 0+3 pos.	K1043197
M315E03	IEC Switch 315A 3p 0+3 pos.	M1043199
M400E03	IEC Switch 400A 3p 0+3 pos.	P1043201
M630E03	IEC Switch 630A 3p 0+3 pos.	R1043203
M800E03	IEC Switch 800A 3p 0+3 pos.	T1043205
M1000E03	IEC Switch 1000A 3p 0+3 pos.	W1043207
M1250E03	IEC Switch 1250A 3p 0+3 pos.	X1043208
M1600E03	IEC Switch 1600A 3p 0+3 pos.	Y1043209
M2000E03	IEC Switch 2000A 3p 0+3 pos.	Z1043210
M2500E03	IEC Switch 2500A 3p 0+3 pos.	A1043211
M3200E03	IEC Switch 3200A 3p 0+3 pos.	B1043212
M4000E03	IEC Switch 4000A 3p 0+3 pos.	C1043213

IEC Non-Fused switches, side-operated

Cat #	Description	Ref #
M200E30S	IEC Switch 200A 3p R side op.	J1043196
M250E30S	IEC Switch 250A 3p R side op.	L1043198
M315E30S	IEC Switch 315A 3p R side op.	N1043200
M400E30S	IEC Switch 400A 3p R side op.	Q1043202
M630E30S	IEC Switch 630A 3p R side op.	S1043204
M800E30S	IEC Switch 800A 3p R side op.	V1043206

Handles

Cat #	Description	Ref #
HD40	Handle direct Switch 40A	L1043405
HSBX	Handle selector black	M1043406
HSRX	Handle selector red	N1043407
HB45	Handle black 45mm IP65 NEMA 3R	L1043911
HB45X	Handle black 45mm IP65 NEMA 4X	M1043912
HR45	Handle red 45mm IP65 NEMA 3R	Q1043915
HR45X	Handle red 45mm IP65 NEMA 4X	R1043916
HD125	Handle direct Switch 125A	K1043404
HD250	Handle direct Switch 250A	W1043391
HD400	Handle direct Switch 400A	X1043392
HD800	Handle direct Switch 800A	Y1043393
HD1000	Handle direct Switch 1000A	J1043403
HB65	Handle black 65mm IP65 NEMA 3R	W1043368
HB65S	Handle black 65mm Right Side	A1044361
HB65X	Handle black 65mm IP65 NEMA 4X	X1043369
HB80	Handle black 80mm IP65 NEMA 3R	Y1043370
HB80X	Handle black 80mm IP65 NEMA 4X	Z1043371
HB95	Handle black 95mm IP65 NEMA 3R	N1043913
HB95X	Handle black 95mm IP65 NEMA 4X	P1043914
HB125	Handle black 125mm IP65 NEMA 3R	A1043372
HB125X	Handle black 125mm IP65 NEMA 4X	B1043373
HB145	Handle black 145mm IP65 NEMA 3R	C1043374
HB145S	Handle black 145mm Right Side	B1044362
HB145X	Handle black 145mm IP65 NEMA 4X	D1043375
HB274	Handle black 274mm IP65 NEMA 3R	D1043398
HB274X	Handle black 274mm IP65 NEMA 4X	E1043376
HB330	Handle black 330mm IP65 NEMA 3R	E1043399
HB330X	Handle black 330mm IP65 NEMA 4X	F1043377
HR65	Handle red 65mm IP65 NEMA 3R	G1043378
HR65X	Handle red 65mm IP65 NEMA 4X	H1043379
HR80	Handle red 80mm IP65 NEMA 3R	F1043400
HR80X	Handle red 80mm IP65 NEMA 4X	J1043380
HR95	Handle red 95mm IP65 NEMA 3R	S1043917
HR95X	Handle red 95mm IP65 NEMA 4X	T1043918
HR125	Handle red 125mm IP65 NEMA 3R	K1043381
HR125X	Handle red 125mm IP65 NEMA 4X	L1043382
HR145	Handle red 145mm IP65 NEMA 3R	M1043383
HR145X	Handle red 145mm IP65 NEMA 4X	N1043384
HR274	Handle red 274mm IP65 NEMA 3R	G1043401
HR330	Handle red 330mm IP65 NEMA 3R	H1043402
HSBPDM	Handle Select black snap door	X1044358
HSBWDM	Handle Select black screw door	Y1044359
HSRPDM	Handle Select red snap door	E1047792
HSRWDM	Handle Select red screw door	D1047791

MERSEN reserves the right to change, update or correct, without notice, any information contained in this datasheet.

IEC Low Voltage Disconnect Switches

Shafts

Cat #	Description	Ref #
SA85	Shaft selector handle 6x6x85mm	J1043426
SA105	Shaft select. handle 6x6x105mm	K1043427
SA120	Shaft select. handle 6x6x120mm	L1043428
SA130	Shaft select. handle 6x6x130mm	M1043429
SA180	Shaft select. handle 6x6x180mm	N1043430
SA250	Shaft pistol handle 6x6x250mm	R1043433
SPA130	Shaft pistol handle 6x6x130mm	V1043919
SPA210	Shaft pistol handle 6x6x210mm	P1043431
SPA290	Shaft pistol handle 6x6x290mm	Q1043432
SPA360	Shaft pistol handle 6x6x360mm	W1043920
SPA430	Shaft pistol handle 6x6x430mm	X1043921
SFB185	Shaft SwitchFuse 12x12x185mm	F1048897
SFB280	Shaft SwitchFuse 12x12x280mm	F1043423
SFB325	Shaft SwitchFuse 12x12x325mm	G1043424
SFB395	Shaft SwitchFuse 12x12x395mm	H1043425

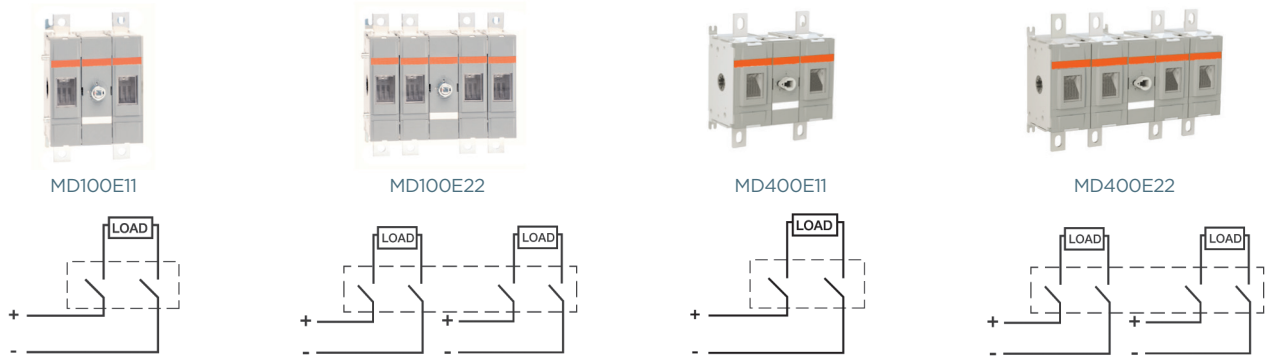
Terminal Shrouds

Cat #	Description	Ref #
TS40-1	Term.shrd 40A switch 1p S	B1043442
TS40-3	Term.shrd 40A switch 3p L	C1043443
TS63-1	Term.shrd 63A switch 1p S	D1043444
TS63-3	Term.shrd 63A switch 3p L	E1043445
TS125-1	Term.shrd 125A switch 1p S	F1043446
TS125-3	Term.shrd 25A switch 3p L	G1043447
TS250-13	Term.shrd 250A switch 1p L /3	P1043454
TS250-14	Term.shrd 250A switch 1p L /4	A1043464
TS400-13	Term.shrd 400A switch 1p L /3	Q1043455
TS400-14	Term.shrd 400A switch 1p L /4	B1043465
TS800-13	Term.shrd 800A switch 1p L /3	R1043456
TS800-14	Term.shrd 800A switch 1p L /4	C1043466
TS1600-13	Term.shrd 1600A switch 1p L /3	S1043457
TS1600-14	Term.shrd 1600A switch 1p L /4	D1043467
TS2500-13	Term.shrd 2500A switch 1p L /3	T1043458
TS2500-14	Term.shrd 2500A switch 1p L /4	E1043468
TS250S-13	KIT 3 Term.shrd M250 1p S	P1048905
TS250S-14	KIT 4 Term.shrd M250 1p S	Q1048906
TS400S-13	KIT 3 Term.shrd M400 1p S	R1048907
TS400S-14	KIT 4 Term.shrd M400 1p S	S1048908
TS800S-13	KIT 3 Term.shrd M800 1p S	T1048909
TS800S-14	KIT 4 Term.shrd M800 1p S	V1048910

Other Accessories

Cat #	Description	Ref #
OA1G01	Auxiliary Contact NC Right	N1043476
OA1G10	Auxiliary Contact NO left	P1043477
OA2G11	Aux. Contact NO+NC Switch 125A	Q1043478
4P60	Fourth pole for M60 NF switches	T1043481
4P80	Fourth pole for M80 NF switches	V1043482
4P125	Fourth pole for M125 switches	W1043483
NP40	Neutral pole for M40 NF switches	X1043484
NP80	Neutral pole for M80 NF switches	Y1043485
NP125	Neutral pole for M125 switches	Z1043486
OA1G01	Auxiliary Contact NO Right	N1043476
OA1G10	Auxiliary Contact NC left	P1043477
OA2G11	Aux. Contact NO+NC Switch 125A	Q1043478
OA3G01	Aux.Contact NC Switch160-2500A	R1043479
OA4B1C	Aux.Contact 1+1 SF 40A	K1043473
OSZ4	Mounting plate OA1G10/OA3G01	L1043474
OEA28	Module for SF aux. contacts	M1043475
4P125	Fourth pole for M125 NF switches	W1043483
4P250	Fourth pole for M250 NF switches	A1043487
4P400	Fourth pole for M400 NF switches	B1043488
4P800	Fourth pole for M800 NF switches	C1043489
4P1250	Fourth pole for M1250 NF switches	D1043490
4P1600	Fourth pole for M1600 NF switches	E1043491
4P2500	Fourth pole for M2500 NF switches	F1043492

IEC-Rated DC Switches



Switch Body

Handles and Shafts



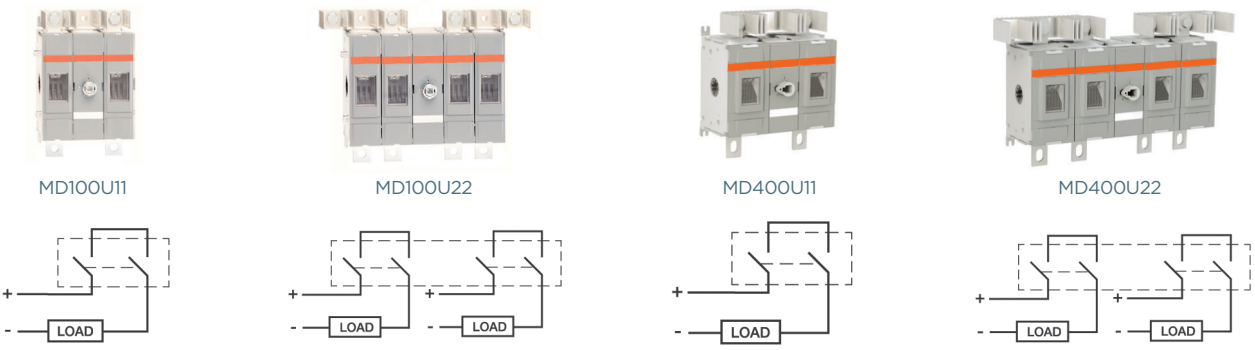
Accessories



Ampere Rating	100	160	200	250	315	400	500
2-pole Configuration	MD100E11	MD160E11	MD200E11	MD250E11	MD315E11	MD400E11	MD500E11
2x2-pole Configuration	MD100E22	MD160E22	MD200E22	MD250E22	MD315E22	MD400E22	MD500E22
3-pole Configuration				MD315EV33	MD400EV33	MD500EV33	
Direct Front Operation							
	HDD250	HDD250	HDD250	HDD250	HDD400	HDD400	HDD400
External Pistol Style							
NEMA Type 1, 3R, 12	HB65	HB65	HB65	HB65	HB125	HB125	HB125
NEMA Type 4, 4X	HB65X	HP65X	HB65X	HB65X	HB125X	HB125X	HB125X
B=Black. Substitute 'R' for 'B' if a red handle is desired. Ex. HR65							
Shafts							
	SPA__	SPA__	SPA__	SPA__	SFB__	SFB__	SFB__
SPA Lengths: 130, 210, 290, 360, 430 Ex. SPA130. SFB Lengths: 280, 325, 395 Ex. SFB280							
Terminal Shrouds							
Kit of 4 Terminal Shrouds	TS250-14	TS250-14	TS250-14	TS250-14			
1 Terminal Shroud					TDS400	TDS400	TDS400
A shorter version is available for DC switches up to 250A, 4 pieces per package: TS250S-14							
Auxiliary Contacts							
NO Right side mounting	OA1G10	OA1G10	OA1G10	OA1G10	OA1G10	OA1G10	OA1G10
NC left side mounting	OA3G01	OA3G01	OA3G01	OA3G01	OA3G01	OA3G01	OA3G01
Module for SF aux. contacts	OEA28	OEA28	OEA28	OEA28	OEA28	OEA28	OEA28
Short Circuit Link							
	JUMP250	JUMP250	JUMP250	JUMP250	JUMP500	JUMP500	JUMP500
Terminal Shroud for Short Circuit Link							
	JC250	JC250	JC250	JC250	JC500	JC500	JC500

MERSEN reserves the right to change, update or correct, without notice, any information contained in this datasheet.

UL98B Listed DC Switches

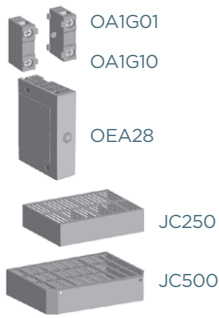


Switch Body

Handles and Shafts



Accessories



Ampere Rating	100	200	250	320	400
2-pole Configuration	MD100U11	MD200U11	MD250U11	MD320U11	MD400U11
2x2-pole Configuration	MD100U22	MD180U22	MD180U22	MD320U22	MD400U22
Direct Front Operation					
	HDD250	HDD250	HDD250	HDD400	HDD400
External Pistol Style					
NEMA Type 1, 3R, 12	HB65	HB80	HB125	HB125	HB125
NEMA Type 4, 4X	HB65X	HP80X	HB125X	HB125X	HB125X
B=Black. Substitute 'R' for 'B' if a red handle is desired. Ex. HR65					
Shafts					
	SPA__	SPA__	SFB__	SFB__	SFB__
SPA Lengths: 130, 210, 290, 360, 430 Ex. SPA130. SFB Lengths: 280, 325, 395 Ex. SFB280					
Auxiliary Contacts					
NO Right side mounting	OA1G10	OA1G10	OA1G10	OA1G10	OA1G10
NC left side mounting	OA3G01	OA3G01	OA3G01	OA3G01	OA3G01
Module for SF aux. contacts	OEA28	OEA28	OEA28	OEA28	OEA28
Terminal Shroud for Short Circuit Link					
	JC250	JC250	JC500	JC500	JC500

MERSEN reserves the right to change, update or correct, without notice, any information contained in this datasheet.

IEC DC-rated Non-Fused switches

Cat #	Description	Ref #
MD100E11	DC Switch 100A IEC 1000V 2p	G1043217
MD160E11	DC Switch 160A IEC 1000V 2p	H1043218
MD200E11	DC Switch 200A IEC 1000V 2p	J1043219
MD250E11	DC Switch 250A IEC 1000V 2p	K1043220
MD100E22	DC Switch 100A IEC 2x1000V 4p	L1043221
MD160E22	DC Switch 160A IEC 2x1000V 4p	M1043222
MD200E22	DC Switch 200A IEC 2x1000V 4p	N1043223
MD250E22	DC Switch 250A IEC 2x1000V 4p	P1043224
MD315E11	DC Switch 315A IEC 1000V 2p	Q1043225
MD400E11	DC Switch 400A IEC 1000V 2p	R1043226
MD500E11	DC Switch 500A IEC 1000V 2p	S1043227
MD315E22	DC Switch 315A IEC 2x1000V 4p	T1043228
MD400E22	DC Switch 400A IEC 2x1000V 4p	V1043229
MD500E22	DC Switch 500A IEC 2x1000V 4p	W1043230
MD315EV12	DC Switch 315A IEC 1500V 3p	C1050918
MD400EV12	DC Switch 400A IEC 1500V 3p	D1050919
MD500EV12	DC Switch 500A IEC 1500V 3p	E1050920
MD315EV33	DC Switch 315A IEC 2x1500V 6p	F1050921
MD400EV33	DC Switch 400A IEC 2x1500V 6p	G1050922
MD500EV33	DC Switch 500A IEC 2x1500V 6p	J1050924

UL 98B DC-rated Non-Fused switches

Cat #	Description	Ref #
MD100U11	DC Switch 100A UL 2p	X1043231
MD180U22	DC Switch 180A UL 4p	Y1043232
MD200U11	DC Switch 200A UL 2p	Z1043233
MD250U11	DC Switch 250A UL 2p	A1043234
MD250U22	DC Switch 250A UL 4p	B1043235
MD320U11	DC Switch 320A UL 2p	C1043236
MD320U22	DC Switch 320A UL 4p	D1043237
MD400U11	DC Switch 400A UL 2p	E1043238
MD400U22	DC Switch 400A UL 4p	F1043239

Jumpers

Cat #	Description	Ref #
JUMP250	Jumper bar for 250A DC switch.	F1043469
JUMP500	Jumper bar for 500A DC switch.	G1043470
JC250	Jumper cover for JUMP250	H1043471
JC500	Jumper cover for JUMP500	J1043472

Handles

Cat #	Description	Ref #
HB65	Handle black65mm IP65 NEMA 3R	W1043368
HB65X	Handle black 65mm IP65 NEMA 4X	X1043369
HB95	Handle black 95mm IP65 NEMA 3R	N1043913
HB95X	Handle black 95mm IP65 NEMA 4X	P1043914
HB125	Handle black 125mm IP65 NEMA 3R	A1043372
HB125X	Handle black 125mm IP65 NEMA 4X	B1043373
HB145	Handle black145mm IP65 NEMA 3R	C1043374
HDD250	Handle direct MD100-250	G1047794
HDD400	Handle direct MD315-500	H1047795
HR65	Handle red 65mm IP65 NEMA 3R	G1043378
HR65X	Handle red 65mm IP65 NEMA 4X	H1043379
HR95	Handle red 95mm IP65 NEMA 3R	S1043917
HR95X	Handle red 95mm IP65 NEMA 4X	T1043918
HR125	Handle red 125mm IP65 NEMA 3R	K1043381
HR125X	Handle red125mm IP65 NEMA 4X	L1043382
HR145	Handle red 145mm IP65 NEMA 3R	M1043383

Shafts

Cat #	Description	Ref #
SFB280	Shaft SwitchFuse 12x12x280mm	F1043423
SFB325	Shaft SwitchFuse 12x12x325mm	G1043424
SFB395	Shaft SwitchFuse 12x12x395mm	H1043425
SPA130	Shaft pistol handle 6x6x130mm	V1043919
SPA210	Shaft pistol handle 6x6x210mm	P1043431
SPA290	Shaft pistol handle 6x6x290mm	Q1043432
SPA360	Shaft pistol handle 6x6x360mm	W1043920
SPA430	Shaft pistol handle 6x6x430mm	X1043921

Terminal Shrouds

Cat #	Description	Ref #
TS250-14	Term.shrd 250A switch 1p L/4	A1043464
TDS400	Term.shrd MD250-500 1p L/1	A1045534

LV-SWITCHES

MERSEN reserves the right to change, update or correct, without notice, any information contained in this datasheet.

HIGH VOLTAGE FUSE SYSTEM





DIN HV BACK-UP FUSES FOR TRANSFORMERS **246 - 254**

Limator®- P Back-up Fuses246
Limator®- PT Back-up Fuses.....249
Limator®- PTD Back-up Fuses250
Limator®- PTS Back-up Fuses251
Limator®- PD Back-up Fuses.....252



NF/UTE HV BACK-UP FUSES FOR TRANSFORMERS **255 - 256**

Limator® - NF/UTE Back-up Fuses255



IEC HV FUSES FOR POTENTIAL TRANSFORMERS **257**

Potential Transformer fuses.....257

DIN HV BACK-UP FUSES FOR MOTORS **258 - 259**

Limator® - aSJB/D Back-up Fuses258

HV-SYSTEM

Limitor®- P Back-up Fuses
without Controlled Power Dissipation

PRODUCT RANGE



45DB72V2P

Limitor- P, Rated voltage 3 / 7,2 kV

Catalog number	Item number	Rated current I _n	Clearing I ² t at Rated Voltage	Breaking capacity I _b	Minimum breaking current I ₃ = I _{min}	Cold resistance R ₂₀ (+/-10%)	Power dissipation at I _n	Package	Weight
Ø56mm, length 192mm									
45DB72V2P	N1000098	2 A	0.6 kA ² s	63 kA	15 A	290 mΩ	1.8 W	1	1.2 kg
45DB72V4P	P1000099	4 A	0.8 kA ² s	63 kA	20 A	270 mΩ	5 W	1	1.2 kg
Ø65mm, length 192mm									
45DB72V63P	B209301	63 A	41.2 kA ² s	63 kA	220 A	8.75 mΩ	60 W	1	1.5 kg
45DB72V80P	C209302	80 A	84 kA ² s	63 kA	300 A	6.25 mΩ	85 W	1	1.5 kg
45DB72V100P	D209303	100 A	93.6 kA ² s	63 kA	350 A	5 mΩ	96 W	1	1.5 kg
Ø88mm, length 192mm									
45DB72V160P	R1000101	160 A	500 kA ² s	63 kA	435 A	3 mΩ	75 W	1	2.6 kg
45DB72V200P	S1000102	200 A	654 kA ² s	63 kA	610 A	2.5 mΩ	200 W	1	2.9 kg

Limitor- P, Rated voltage 6 /12 kV

Catalog number	Item number	Rated current I _n	Clearing I ² t at Rated Voltage	Breaking capacity I _b	Minimum breaking current I ₃ = I _{min}	Cold resistance R ₂₀ (+/-10%)	Power dissipation at I _n	Package	Weight
Ø56mm, length 292mm									
45DB120V1P	T1000103	1 A	0.2 kA ² s	63 kA	14 A	1500 mΩ	1.6 W	1	1.7 kg
45DB120V2P	V1000104	2 A	0.4 kA ² s	63 kA	16 A	510 mΩ	2 W	1	1.7 kg
45DB120V4P	W1000105	4 A	0.7 kA ² s	63 kA	22 A	338 mΩ	6 W	1	1.7 kg
45DB120V6,3P	F209305	6.3 A	1 kA ² s	63 kA	30 A	190 mΩ	8 W	1	1.7 kg
45DB120V10P	G209306	10 A	1.5 kA ² s	63 kA	42 A	139 mΩ	16 W	1	1.7 kg
45DB120V16P	H209307	16 A	2 kA ² s	63 kA	54 A	107 mΩ	38 W	1	1.7 kg
45DB120V20P	J209308	20 A	4 kA ² s	63 kA	73 A	71 mΩ	38 W	1	1.7 kg
45DB120V25P	K209309	25 A	6 kA ² s	63 kA	93 A	52 mΩ	46 W	1	1.7 kg
45DB120V32P	L209310	31.5 A	10 kA ² s	63 kA	105 A	43 mΩ	65 W	1	1.7 kg
45DB120V40P	M209311	40 A	30 kA ² s	63 kA	125 A	22.5 mΩ	54 W	1	1.7 kg
45DB120V50P	N209312	50 A	50 kA ² s	63 kA	160 A	18 mΩ	70 W	1	1.7 kg
45DB120V63P	P209313	63 A	100 kA ² s	63 kA	230 A	12 mΩ	85 W	1	1.7 kg
Ø65mm, length 292mm									
45DB120V80P	Q209314	80 A	150 kA ² s	63 kA	350 A	10.6 mΩ	114 W	1	2.1 kg
Ø78mm, length 292mm									
45DB120V100P	R209315	100 A	200 kA ² s	63 kA	500 A	8.5 mΩ	156 W	1	3.1 kg
Ø88mm, length 292mm									
45DB120V125P	X1000106	125 A	440 kA ² s	63 kA	480 A	4 mΩ	117 W	1	3.7 kg
45DB120V160P	Y1000107	160 A	500 kA ² s	63 kA	560 A	4 mΩ	217 W	1	3.7 kg
45DB120V200P	Z1000108	200 A	654 kA ² s	63 kA	610 A	3.5 mΩ	333 W	1	3.7 kg
45DB120V250P	Y1014919	250 A	-	63 kA	740 A	3.7 mΩ	335 W	1	3.7 kg
Ø63mm, length 442mm									
45DB120V10P-3	G1006095	10 A	1.5 kA ² s	31.5 kA	45 A	133.6 mΩ	15 W	1	2.3 kg
45DB120V40P-3	L1006099	40 A	12 kA ² s	31.5 kA	160 A	27 mΩ	57 W	1	2.3 kg
45DB120V63P-3	N1006101	63 A	42 kA ² s	31.5 kA	252 A	14.2 mΩ	78 W	1	2.3 kg
Ø88mm, length 442mm									
45DB120V80P-3	P1006102	80 A	120 kA ² s	31.5 kA	320 A	9.4 mΩ	83 W	1	2.3 kg
45DB120V100P-3	Q1006103	100 A	220 kA ² s	31.5 kA	400 A	6.55 mΩ	91 W	1	3.2 kg
45DB120V125P-3	R1006104	125 A	450 kA ² s	31.5 kA	500 A	5.46 mΩ	130 W	1	4.2 kg
45DB120V160P-3	S1006105	160 A	530 kA ² s	31.5 kA	640 A	4.07 mΩ	170 W	1	4.2 kg

MERSEN reserves the right to change, update or correct, without notice, any information contained in this datasheet.

Limitor®- P Back-up Fuses
without Controlled Power Dissipation

PRODUCT RANGE



45DB175V6,3P

Limitor- P, Rated voltage 10 / 17,5

Catalog number	Item number	Rated current I _n	Clearing I ² t at Rated Voltage	Breaking capacity I ₁	Minimum breaking current I ₃ = I _{min}	Cold resistance R ₂₀ (+/-10%)	Power dissipation at I _n	Package	Weight
Ø56mm, length 367mm									
45DB175V6,3P	V1000564	6.3 A	1 kA ² s	63 kA	30 A	245 mΩ	11 W	1	2.2 kg
45DB175V10P	W1000565	10 A	1.5 kA ² s	63 kA	43 A	180 mΩ	22 W	1	2.2 kg
45DB175V16P	X1000566	16 A	2 kA ² s	63 kA	54 A	150 mΩ	53 W	1	2.2 kg
45DB175V20P	Y1000567	20 A	4 kA ² s	63 kA	73 A	102 mΩ	56 W	1	2.2 kg
45DB175V25P	Z1000568	25 A	6 kA ² s	63 kA	93 A	78 mΩ	73 W	1	2.2 kg
45DB175V32P	A1000569	31.5 A	10 kA ² s	63 kA	105 A	59 mΩ	95 W	1	2.2 kg
45DB175V40P	B1000570	40 A	30 kA ² s	63 kA	125 A	33.8 mΩ	79 W	1	2.2 kg
45DB175V50P	C1000571	50 A	50 kA ² s	63 kA	205 A	26 mΩ	106 W	1	2.2 kg
45DB175V63P	D1000572	63 A	100 kA ² s	63 kA	280 A	18.4 mΩ	130 W	1	2.2 kg
Ø65mm, length 367mm									
45DB175V80P	E1000573	80 A	150 kA ² s	63 kA	350 A	15 mΩ	180 W	1	2.6 kg
Ø78mm, length 367mm									
45DB175V100P	F1000574	100 A	200 kA ² s	63 kA	500 A	13 mΩ	280 W	1	3.1 kg

Limitor- P, Rated voltage 10 / 24 kV



45DB240V125P

Catalog number	Item number	Rated current I _n	Clearing I ² t at Rated Voltage	Breaking capacity I ₁	Minimum breaking current I ₃ = I _{min}	Cold resistance R ₂₀ (+/-10%)	Power dissipation at I _n	Package	Weight
Ø56mm, length 442mm									
45DB240V1P	A1000109	1 A	0.2 kA ² s	63 kA	14 A	2170 mΩ	2.2 W	1	2.3 kg
45DB240V2P	B1000110	2 A	0.4 kA ² s	63 kA	16 A	800 mΩ	3.4 W	1	2.3 kg
45DB240V4P	C1000111	4 A	0.7 kA ² s	63 kA	23 A	545 mΩ	10 W	1	2.3 kg
45DB240V6,3P	S209339	6.3 A	1 kA ² s	63 kA	30 A	297 mΩ	13 W	1	2.3 kg
45DB240V10P	T209340	10 A	1.5 kA ² s	63 kA	43 A	220 mΩ	26 W	1	2.3 kg
45DB240V16P	V209341	16 A	2 kA ² s	63 kA	60 A	197 mΩ	73 W	1	2.3 kg
45DB240V20P	W209342	20 A	4 kA ² s	63 kA	76 A	132 mΩ	76 W	1	2.3 kg
45DB240V25P	X209343	25 A	6 kA ² s	63 kA	93 A	96 mΩ	89 W	1	2.3 kg
45DB240V32P	Y209344	31.5 A	10 kA ² s	63 kA	105 A	78 mΩ	127 W	1	2.3 kg
45DB240V40P	Z209345	40 A	30 kA ² s	63 kA	130 A	45 mΩ	114 W	1	2.3 kg
45DB240V50P	A209346	50 A	50 kA ² s	63 kA	205 A	35 mΩ	147 W	1	2.3 kg
45DB240V63P	B209347	63 A	100 kA ² s	63 kA	280 A	24 mΩ	170 W	1	2.3 kg
Ø65mm, length 442mm									
45DB240V80P	C209348	80 A	150 kA ² s	63 kA	360 A	20 mΩ	233 W	1	3.1 kg
Ø78mm, length 442mm									
45DB240V100P	D209349	100 A	200 kA ² s	63 kA	430 A	18 mΩ	400 W	1	4.2 kg
Ø88mm, length 442mm									
45DB240V125P	D1000112	125 A	350 kA ² s	40 kA	760 A	11.7 mΩ	340 W	1	4.3 kg
45DB240V160P	E1000113	160 A	500 kA ² s	31.5 kA	900 A	9.45 mΩ	515 W	1	4.3 kg
45DB240V200P	F1000114	200 A	730 kA ² s	31.5 kA	1050 A	7 mΩ	740 W	1	4.3 kg
Ø88mm, length 537mm									
45DB240V80P-4	B1008551	80 A	120 kA ² s	25 kA	360 A	17.5 mΩ	185 W	1	6.7 kg
45DB240V100P-4	C1008552	100 A	220 kA ² s	25 kA	450 A	13.1 mΩ	234 W	1	6.7 kg

MERSEN reserves the right to change, update or correct, without notice, any information contained in this datasheet.

Limitor®- P Back-up Fuses
without Controlled Power Dissipation

PRODUCT RANGE

Limitor-P, Rated voltage 20 / 36kV

Catalog number	Item number	Rated current I _n	Pre-arcing I ² t	Clearing I ² t at Rated Voltage	Breaking capacity I _b	Minimum breaking current I ₃ = I _{min}	Cold resistance R ₂₀ (+/-10%)	Power dissipation at I _n	Package	Weight
Ø56mm, length 537mm										
45DB360V2P	G1000115	2 A	-	0.6 kA ² s	31.5 kA	15 A	950 mΩ	9 W	1	2.7 kg
45DB360V4P	H1000116	4 A	-	0.8 kA ² s	31.5 kA	20 A	900 mΩ	32 W	1	2.7 kg

Limitor®- PT Back-up Fuses
with Controlled Power Dissipation

PRODUCT RANGE

Limitor- PT, Rated voltage 6 / 12 kV



45DB120V1PT



45DB120V125PT

Catalog number	Item number	Rated current I _n	Clearing I ² t at Rated Voltage	Breaking capacity I _b	Minimum breaking current I ₃ = I _{min}	Cold resistance R ₂₀ (+/-10%)	Power dissipation at I _n	Package	Weight	
Ø56mm, length 292mm										
45DB120V1PT	L1000119	1 A	0.09 kA ² s	63 kA	14 A	1500 mΩ	1.6 W	1	1.6 kg	
45DB120V2PT	M1000120	2 A	0.28 kA ² s	63 kA	16 A	510 mΩ	2 W	1	1.6 kg	
45DB120V4PT	N1000121	4 A	0.5 kA ² s	63 kA	22 A	338 mΩ	6 W	1	1.6 kg	
45DB120V6,3PT	P1000122	6.3 A	0.6 kA ² s	63 kA	30 A	190 mΩ	8 W	1	1.6 kg	
45DB120V10PT	Q1000123	10 A	1.15 kA ² s	63 kA	42 A	139 mΩ	16 W	1	1.6 kg	
45DB120V16PT	R1000124	16 A	1.29 kA ² s	63 kA	54 A	107 mΩ	38 W	1	1.6 kg	
45DB120V20PT	S1000125	20 A	3.2 kA ² s	63 kA	73 A	71 mΩ	38 W	1	1.6 kg	
45DB120V25PT	T1000126	25 A	5.2 kA ² s	63 kA	93 A	52 mΩ	46 W	1	1.6 kg	
45DB120V32PT	V1000127	31.5 A	7.2 kA ² s	63 kA	105 A	43 mΩ	65 W	1	1.6 kg	
45DB120V40PT	W1000128	40 A	23.3 kA ² s	63 kA	125 A	23 mΩ	54 W	1	1.6 kg	
45DB120V50PT	X1000129	50 A	34.9 kA ² s	63 kA	160 A	18 mΩ	70 W	1	1.6 kg	
45DB120V63PT	Y1000130	63 A	58.3 kA ² s	63 kA	230 A	12 mΩ	85 W	1	1.6 kg	
Ø65mm, length 292mm										
45DB120V80PT	Z1000131	80 A	90 kA ² s	63 kA	350 A	10.6 mΩ	114 W	1	2.2 kg	
Ø78mm, length 292mm										
45DB120V100PT	A1000132	100 A	140 kA ² s	63 kA	500 A	8.5 mΩ	156 W	1	2.2 kg	
Ø88mm, length 292mm										
45DB120V125PT	B1000133	125 A	440 kA ² s	63 kA	480 A	4 mΩ	117 W	1	3.8 kg	
45DB120V160PT	C1000134	160 A	500 kA ² s	63 kA	560 A	4.3 mΩ	217 W	1	3.8 kg	
45DB120V200PT	D1000135	200 A	654 kA ² s	63 kA	610 A	3.8 mΩ	333 W	1	3.8 kg	

MERSEN reserves the right to change, update or correct, without notice, any information contained in this datasheet.

Limitor®- PT Back-up Fuses
with Controlled Power Dissipation

PRODUCT RANGE

Limitor- PT, Rated voltage 10 /17,5 kV



45DB175V100PT

Catalog number	Item number	Rated current I _n	Clearing I ² t at Rated Voltage	Breaking capacity I _b	Minimum breaking current I ₃ = I _{min}	Cold resistance R20 (+/-10%)	Power dissipation at I _n	Package	Weight
Ø56mm, length 367mm									
45DB175V6,3PT	G1006118	6.3 A	1 kA ² s	63 kA	30 A	245 mΩ	11 W	1	2.2 kg
45DB175V10PT	H1006119	10 A	1.5 kA ² s	63 kA	43 A	180 mΩ	22 W	1	2.2 kg
45DB175V16PT	J1006120	16 A	2 kA ² s	63 kA	54 A	150 mΩ	53 W	1	2.2 kg
45DB175V25PT	K1006121	25 A	6 kA ² s	63 kA	93 A	78 mΩ	73 W	1	2.2 kg
45DB175V32PT	L1006122	31.5 A	10 kA ² s	63 kA	105 A	59 mΩ	95 W	1	2.2 kg
45DB175V40PT	M1006123	40 A	30 kA ² s	63 kA	125 A	33.8 mΩ	79 W	1	2.2 kg
45DB175V50PT	N1006124	50 A	50 kA ² s	63 kA	205 A	26 mΩ	106 W	1	2.2 kg
45DB175V63PT	P1006125	63 A	100 kA ² s	63 kA	280 A	18.4 mΩ	135 W	1	2.2 kg
Ø65mm, length 367mm									
45DB175V80PT	Q1006126	80 A	150 kA ² s	63 kA	350 A	15 mΩ	183 W	1	2.6 kg
Ø88mm, length 367mm									
45DB175V100PT	S1006128	100 A	200 kA ² s	63 kA	500 A	13 mΩ	240 W	1	3.5 kg

Limitor- PT, Rated voltage 10 / 24 kV



45DB240VIPT



45DB240V125PT

Catalog number	Item number	Rated current I _n	Clearing I ² t at Rated Voltage	Breaking capacity I _b	Minimum breaking current I ₃ = I _{min}	Cold resistance R20 (+/-10%)	Power dissipation at I _n	Package	Weight
Ø56mm, length 442mm									
45DB240V1PT	E1000136	1 A	0.09 kA ² s	63 kA	14 A	2100 mΩ	2 W	1	2.3 kg
45DB240V2PT	F1000137	2 A	0.34 kA ² s	63 kA	16 A	800 mΩ	3 W	1	2.3 kg
45DB240V4PT	G1000138	4 A	0.45 kA ² s	63 kA	23 A	550 mΩ	10 W	1	2.3 kg
45DB240V6,3PT	H1000139	6.3 A	0.53 kA ² s	63 kA	30 A	300 mΩ	13 W	1	2.3 kg
45DB240V10PT	J1000140	10 A	0.94 kA ² s	63 kA	43 A	220 mΩ	26 W	1	2.3 kg
45DB240V16PT	K1000141	16 A	1.4 kA ² s	63 kA	60 A	197 mΩ	73 W	1	2.3 kg
45DB240V20PT	L1000142	20 A	3.1 kA ² s	63 kA	76 A	134 mΩ	76 W	1	2.3 kg
45DB240V25PT	M1000143	25 A	4.5 kA ² s	63 kA	93 A	96 mΩ	89 W	1	2.3 kg
45DB240V32PT	N1000144	31.5 A	5.9 kA ² s	63 kA	105 A	79 mΩ	127 W	1	2.3 kg
45DB240V40PT	P1000145	40 A	18.8 kA ² s	63 kA	130 A	45 mΩ	114 W	1	2.3 kg
45DB240V50PT	Q1000146	50 A	33.5 kA ² s	63 kA	205 A	35 mΩ	147 W	1	2.3 kg
45DB240V63PT	R1000147	63 A	46.4 kA ² s	63 kA	280 A	25 mΩ	163 W	1	2.3 kg
Ø65mm, length 442mm									
45DB240V80PT	S1000148	80 A	84 kA ² s	63 kA	360 A	20.5 mΩ	233 W	1	3.1 kg
Ø78mm, length 442mm									
45DB240V100PT	T1000149	100 A	93.6 kA ² s	63 kA	430 A	18 mΩ	400 W	1	3.6 kg
Ø88mm, length 442mm									
45DB240V125PT	V1000150	125 A	350 kA ² s	40 kA	760 A	11 mΩ	340 W	1	4.3 kg

MERSEN reserves the right to change, update or correct, without notice, any information contained in this datasheet.

Limitor®- PTD Back-up Fuses
with Controlled Power Dissipation, for German standard VDE 0670 T402

PRODUCT RANGE

Rated voltage 6 /12 kV, length 292mm



Catalog number	Item number	Rated current I _n	Clearing I ² t at Rated Voltage	Breaking capacity I _b	Minimum breaking current I _S = I _{min}	Cold resistance R ₂₀ (+/-10%)	Power dissipation at I _n	Package	Weight
Ø56mm									
45DB120V10PTD	S1000263	10 A	3 kA ² s	63 kA	35 A	227 mΩ	29 W	1	1.7 kg
45DB120V16PTD	T1000264	16 A	3.7 kA ² s	63 kA	64 A	66 mΩ	21 W	1	1.7 kg
45DB120V20PTD	V1000265	20 A	4.7 kA ² s	63 kA	90 A	51 mΩ	25 W	1	1.7 kg
45DB120V25PTD	W1000266	25 A	4.9 kA ² s	63 kA	95 A	40 mΩ	29 W	1	1.7 kg
45DB120V32PTD	X1000267	31.5 A	7 kA ² s	63 kA	110 A	30 mΩ	39 W	1	1.7 kg
45DB120V40PTD	Y1000268	40 A	14 kA ² s	63 kA	134 A	20 mΩ	46 W	1	1.7 kg
45DB120V50PTD	Z1000269	50 A	25 kA ² s	63 kA	190 A	15 mΩ	62 W	1	1.7 kg
Ø65mm									
45DB120V63PTD	A1000270	63 A	63 kA ² s	63 kA	220 A	12 mΩ	62 W	1	2.2 kg
45DB120V80PTD	B1000271	80 A	87 kA ² s	63 kA	345 A	8.7 mΩ	85 W	1	2.2 kg
45DB120V100PTD	C1000272	100 A	140 kA ² s	63 kA	500 A	8.1 mΩ	152 W	1	2.2 kg
Ø88mm									
45DB120V125PTD	D1000273	125 A	430 kA ² s	63 kA	480 A	4.5 mΩ	117 W	1	3.8 kg
45DB120V160PTD	E1000274	160 A	670 kA ² s	63 kA	610 A	4 mΩ	175 W	1	3.8 kg

Rated voltage 10 / 24 kV, length 442mm

Catalog number	Item number	Rated current I _n	Clearing I ² t at Rated Voltage	Breaking capacity I _b	Minimum breaking current I _S = I _{min}	Cold resistance R ₂₀ (+/-10%)	Power dissipation at I _n	Package	Weight
Ø56mm									
45DB240V6,3PTD	F1000275	6.3 A	0.8 kA ² s	63 kA	23 A	640 mΩ	31 W	1	2.4 kg
45DB240V10PTD	G1000276	10 A	2 kA ² s	63 kA	36 A	386 mΩ	48 W	1	2.4 kg
45DB240V16PTD	H1000277	16 A	2.3 kA ² s	63 kA	73 A	127 mΩ	42 W	1	2.4 kg
45DB240V20PTD	J1000278	20 A	3.9 kA ² s	63 kA	91 A	97 mΩ	53 W	1	2.4 kg
45DB240V25PTD	K1000279	25 A	6.5 kA ² s	63 kA	116 A	73 mΩ	60 W	1	2.4 kg
45DB240V32PTD	L1000280	31.5 A	7 kA ² s	63 kA	125 A	57 mΩ	84 W	1	2.4 kg
45DB240V40PTD	M1000281	40 A	14.2 kA ² s	63 kA	161 A	41 mΩ	96 W	1	2.4 kg
Ø65mm									
45DB240V50PTD	N1000282	50 A	24.2 kA ² s	63 kA	230 A	35 mΩ	146 W	1	3.2 kg
45DB240V63PTD	P1000283	63 A	46.4 kA ² s	63 kA	350 A	24 mΩ	163 W	1	3.2 kg
45DB240V80PTD	Q1000284	80 A	104 kA ² s	63 kA	460 A	19 mΩ	196 W	1	3.2 kg
Ø88mm									
45DB240V100PTD	R1000285	100 A	140 kA ² s	63 kA	420 A	14 mΩ	279 W	1	4.3 kg

Rated voltage 20 / 36 kV, length 537mm



Catalog number	Item number	Rated current I _n	Clearing I ² t at Rated Voltage	Breaking capacity I _b	Minimum breaking current I _S = I _{min}	Cold resistance R ₂₀ (+/-10%)	Power dissipation at I _n	Package	Weight
Ø56mm									
45DB360V6,3PTD	S1000286	6.3 A	0.6 kA ² s	31.5 kA	23 A	889 mΩ	39 W	1	2.7 kg
45DB360V10PTD	T1000287	10 A	2 kA ² s	31.5 kA	34 A	529 mΩ	66 W	1	2.7 kg
45DB360V16PTD	V1000288	16 A	2.35 kA ² s	31.5 kA	70 A	190 mΩ	67 W	1	2.7 kg
45DB360V20PTD	W1000289	20 A	3.9 kA ² s	31.5 kA	100 A	153 mΩ	84 W	1	2.7 kg
45DB360V25PTD	X1000290	25 A	6.5 kA ² s	31.5 kA	110 A	118 mΩ	100 W	1	2.7 kg
Ø65mm									
45DB360V32PTD	Y1000291	31.5 A	7 kA ² s	31.5 kA	135 A	82 mΩ	119 W	1	3.7 kg
45DB360V40PTD	Z1000292	40 A	14.2 kA ² s	20 kA	205 A	63 mΩ	176 W	1	3.7 kg
Ø88mm									
45DB360V50PTD	A1000293	50 A	40 kA ² s	20 kA	220 A	41 mΩ	183 W	1	6.5 kg

MERSEN reserves the right to change, update or correct, without notice, any information contained in this datasheet.

Limitor® - PTS Back-up Fuses
with Low Power Dissipation and Thermal Striker

PRODUCT RANGE

Rated voltage 6 / 12 kV, length 292mm

Catalog number	Item number	Rated current I_n	Clearing I^2t at Rated Voltage	Breaking capacity I_b	Minimum breaking current $I_3 = I_{min}$	Cold resistance R20 (+/-10%)	Power dissipation at I_n	Package	Weight
Ø 56mm									
45DB120V10PTS2	R1032945	10 A	3000 A ² s	65 kA	35 A	227 mΩ	29 W	1	1.6 kg
45DB120V16PTS2	S1032946	16 A	3700 A ² s	65 kA	64 A	66 mΩ	21 W	1	1.6 kg
45DB120V20PTS2	T1032947	20 A	4700 A ² s	65 kA	90 A	51 mΩ	25 W	1	1.6 kg
45DB120V25PTS2	V1032948	25 A	4920 A ² s	65 kA	95 A	40 mΩ	29 W	1	1.6 kg
45DB120V32PTS2	W1032949	31.5 A	7000 A ² s	65 kA	110 A	30 mΩ	39 W	1	1.6 kg
45DB120V40PTS2	X1032950	40 A	14 kA ² s	65 kA	134 A	20 mΩ	46 W	1	1.6 kg
45DB120V50PTS2	Y1032951	50 A	25.3 kA ² s	65 kA	190 A	15 mΩ	62 W	1	1.6 kg
Ø 65mm									
45DB120V63PTS2	M1018313	63 A	57 kA ² s	80 kA	260 A	11.9 mΩ	58 W	1	2.1 kg
45DB120V80PTS2	N1018314	80 A	90 kA ² s	80 kA	280 A	9.6 mΩ	82 W	1	2.1 kg
Ø 78mm									
45DB120V100PTS2	P1018315	100 A	145 kA ² s	80 kA	350 A	7.5 mΩ	105 W	1	3.2 kg
Ø 88mm									
45DB120V125PTS2	Q1018316	125 A	296 A ² s	80 kA	440 A	5.3 mΩ	110 W	1	4.2 kg

Rated voltage 6 /12 kV, length 442mm



45DB120V100PTS3

Catalog number	Item number	Rated current I_n	Clearing I^2t at Rated Voltage	Breaking capacity I_b	Minimum breaking current $I_3 = I_{min}$	Cold resistance R20 (+/-10%)	Power dissipation at I_n	Package	Weight
Ø 78mm									
45DB120V100PTS3	R1018317	100 A	150 kA ² s	80 kA	350 A	7.5 mΩ	95 W	1	5.1 kg
45DB120V125PTS3	S1018318	125 A	300 kA ² s	80 kA	440 A	5.4 mΩ	105 W	1	5.1 kg
45DB120V160PTS3	V1018320	160 A	500 kA ² s	80 kA	660 A	4.1 mΩ	145 W	1	5.1 kg

Rated voltage 10 / 24 kV, length 442mm

Catalog number	Item number	Rated current I_n	Clearing I^2t at Rated Voltage	Breaking capacity I_b	Minimum breaking current $I_3 = I_{min}$	Cold resistance R20 (+/-10%)	Power dissipation at I_n	Package	Weight
Ø 56mm									
45DB240V10PTS	Z1032952	10 A	2000 A ² s	65 kA	36 A	386 mΩ	48 W	1	2.3 kg
45DB240V16PTS	A1032953	16 A	2340 A ² s	65 kA	73 A	127 mΩ	42 W	1	2.3 kg
45DB240V20PTS	B1032954	20 A	3900 A ² s	65 kA	91 A	97 mΩ	53 W	1	2.3 kg
45DB240V25PTS	C1032955	25 A	6500 A ² s	65 kA	113 A	73 mΩ	60 W	1	2.3 kg
45DB240V32PTS	D1032956	31.5 A	7000 A ² s	65 kA	125 A	57 mΩ	84 W	1	2.3 kg
45DB240V40PTS	E1032957	40 A	14.2 kA ² s	65 kA	161 A	41 mΩ	96 W	1	2.3 kg
Ø 65mm									
45DB240V50PTS	X1018322	50 A	39 kA ² s	65 kA	230 A	27.4 mΩ	82 W	1	3.3 kg
Ø 78mm									
45DB240V63PTS	Y1018323	63 A	63 kA ² s	65 kA	250 A	21.6 mΩ	102 W	1	5.1 kg
45DB240V80PTS	Z1018324	80 A	99 kA ² s	65 kA	280 A	17.3 mΩ	153 W	1	5.1 kg
Ø 88mm									
45DB240V100PTS	A1018325	100 A	159 kA ² s	65 kA	350 A	13.6 mΩ	200 W	1	6.1 kg
45DB240V125PTS	B1018326	125 A	290 kA ² s	65 kA	440 A	10.1 mΩ	254 W	1	6.1 kg

MERSEN reserves the right to change, update or correct, without notice, any information contained in this datasheet.

Limitor® - PTS Back-up Fuses
with Low Power Dissipation and Thermal Striker

PRODUCT RANGE

Rated voltage 20 / 36 kV, length 537mm

Catalog number	Item number	Rated current I_n	Clearing I^2t at Rated Voltage	Breaking capacity I_b	Minimum breaking current $I_s = I_{min}$	Cold resistance $R_{20} (+/-10\%)$	Power dissipation at I_n	Package	Weight
Ø 56mm									
45DB360V10PTS	F1032958	10 A	2000 A ² s	31.5 kA	34 A	529 mΩ	66 W	1	2.8 kg
45DB360V16PTS	G1032959	16 A	2340 A ² s	31.5 kA	66 A	190 mΩ	67 W	1	2.8 kg
45DB360V20PTS	H1032960	20 A	3900 A ² s	31.5 kA	95 A	153 mΩ	84 W	1	2.8 kg
45DB360V25PTS	J1032961	25 A	6500 A ² s	31.5 kA	110 A	118 mΩ	100 W	1	2.8 kg
Ø 65mm									
45DB360V32PTS	K1032962	31.5 A	7000 A ² s	20 kA	135 A	82 mΩ	119 W	1	3.8 kg
45DB360V40PTS	L1032963	40 A	14200 A ² s	20 kA	200 A	63 mΩ	176 W	1	3.8 kg
Ø 88mm									
45DB360V50PTS	M1032964	50 A	40000 A ² s	20 kA	225 A	40 mΩ	183 W	1	6.6 kg
45DB360V63PTS	C1018327	63 A	65000 A ² s	36 kA	260 A	31.9 mΩ	165 W	1	6.6 kg
45DB360V80PTS	F1018330	80 A	112 kA ² s	36 kA	350 A	24.2 mΩ	230 W	1	6.6 kg

Limitor®- PD Back-up Fuses
without Controlled Power Dissipation, for German standard VDE 0670 T402

PRODUCT RANGE

Rated voltage 3 / 7,2 kV, length 192mm



45DB72V125PD

Catalog number	Item number	Rated current I_n	Clearing I^2t at Rated Voltage	Breaking capacity I_b	Minimum breaking current $I_s = I_{min}$	Cold resistance $R_{20} (+/-10\%)$	Power dissipation at I_n	Package	Weight
Ø56mm									
45DB72V6,3PD	S209293	6.3 A	0.8 kA ² s	63 kA	21 A	256 mΩ	11 W	1	1.2 kg
45DB72V10PD	T209294	10 A	3 kA ² s	63 kA	38 A	144 mΩ	19 W	1	1.2 kg
45DB72V16PD	V209295	16 A	2.34 kA ² s	63 kA	65 A	41 mΩ	13 W	1	1.2 kg
45DB72V20PD	W209296	20 A	3.9 kA ² s	63 kA	92 A	32 mΩ	14.5 W	1	1.2 kg
45DB72V25PD	X209297	25 A	4.9 kA ² s	63 kA	110 A	25 mΩ	20 W	1	1.2 kg
45DB72V32PD	Y209298	31.5 A	7 kA ² s	63 kA	123 A	19 mΩ	23 W	1	1.2 kg
45DB72V40PD	Z209299	40 A	14 kA ² s	63 kA	140 A	12.3 mΩ	30 W	1	1.2 kg
45DB72V50PD	A209300	50 A	25.3 kA ² s	63 kA	194 A	9.3 mΩ	35 W	1	1.2 kg
Ø65mm									
45DB72V63PD	M1000235	63 A	61.7 kA ² s	63 kA	220 A	7 mΩ	60 W	1	1.5 kg
45DB72V80PD	N1000236	80 A	87.4 kA ² s	63 kA	300 A	5.2 mΩ	85 W	1	1.5 kg
Ø78mm									
45DB72V100PD	P1000237	100 A	180 kA ² s	63 kA	440 A	4 mΩ	96 W	1	2.1 kg
Ø88mm									
45DB72V125PD	Q1000100	125 A	440 kA ² s	63 kA	440 A	2.9 mΩ	75 W	1	2.6 kg
45DB72V160PD	Q1000238	160 A	654 kA ² s	63 kA	610 A	2.3 mΩ	120 W	1	2.6 kg

MERSEN reserves the right to change, update or correct, without notice, any information contained in this datasheet.

Limitor®- PD Back-up Fuses

without Controlled Power Dissipation, for German standard VDE 0670 T402

Rated voltage 6 / 12 kV, length 292mm



45DB120V50PD

Catalog number	Item number	Rated current I_n	Clearing I^2t at Rated Voltage	Breaking capacity I_b	Minimum breaking current $I_s = I_{min}$	Cold resistance R20 (+/-10%)	Power dissipation at I_n	Package	Weight
Ø56mm									
45DB120V6,3PD	R1000239	6.3 A	0.8 kA ² s	63 kA	23 A	409 mΩ	19 W	1	1.6 kg
45DB120V10PD	S1000240	10 A	3 kA ² s	63 kA	35 A	231 mΩ	29 W	1	1.6 kg
45DB120V16PD	T1000241	16 A	3.7 kA ² s	63 kA	64 A	69 mΩ	21 W	1	1.6 kg
45DB120V20PD	V1000242	20 A	4.7 kA ² s	63 kA	90 A	53 mΩ	25 W	1	1.6 kg
45DB120V25PD	W1000243	25 A	4.92 kA ² s	63 kA	95 A	41 mΩ	31 W	1	1.6 kg
45DB120V32PD	X1000244	31.5 A	7 kA ² s	63 kA	110 A	31 mΩ	39 W	1	1.6 kg
45DB120V40PD	Y1000245	40 A	14 kA ² s	63 kA	134 A	20 mΩ	46 W	1	1.6 kg
45DB120V50PD	Z1000246	50 A	25.3 kA ² s	63 kA	190 A	16.7 mΩ	62 W	1	1.6 kg
Ø65mm									
45DB120V63PD	A1000247	63 A	63 kA ² s	63 kA	220 A	11.7 mΩ	60 W	1	2.2 kg
45DB120V80PD	B1000248	80 A	87 kA ² s	63 kA	345 A	8.7 mΩ	82 W	1	2.2 kg
Ø78mm									
45DB120V100PD	C1000249	100 A	180 kA ² s	63 kA	400 A	6.7 mΩ	96 W	1	3.1 kg
Ø88mm									
45DB120V125PD	D1000250	125 A	440 kA ² s	63 kA	480 A	4.9 mΩ	117 W	1	3.8 kg
45DB120V160PD	E1000251	160 A	654 kA ² s	63 kA	610 A	3.8 mΩ	175 W	1	3.8 kg

Rated voltage 10 / 24 kV, length 442mm



45DB240V6,3PD



45DB240V80PD

Catalog number	Item number	Rated current I_n	Clearing I^2t at Rated Voltage	Breaking capacity I_b	Minimum breaking current $I_s = I_{min}$	Cold resistance R20 (+/-10%)	Power dissipation at I_n	Package	Weight
Ø56mm									
45DB240V6,3PD	F1000252	6.3 A	0.8 kA ² s	63 kA	23 A	640 mΩ	32 W	1	2.4 kg
45DB240V10PD	G1000253	10 A	2 kA ² s	63 kA	36 A	386 mΩ	48 W	1	2.4 kg
45DB240V16PD	H1000254	16 A	2.34 kA ² s	63 kA	73 A	127 mΩ	43 W	1	2.4 kg
45DB240V20PD	J1000255	20 A	3.9 kA ² s	63 kA	91 A	97 mΩ	53 W	1	2.4 kg
45DB240V25PD	K1000256	25 A	6.5 kA ² s	63 kA	116 A	74 mΩ	64 W	1	2.4 kg
45DB240V32PD	L1000257	31.5 A	7 kA ² s	63 kA	125 A	61 mΩ	85 W	1	2.4 kg
45DB240V40PD	M1000258	40 A	14.2 kA ² s	63 kA	161 A	43 mΩ	103 W	1	2.4 kg
Ø65mm									
45DB240V50PD	N1000259	50 A	24.2 kA ² s	63 kA	230 A	35 mΩ	146 W	1	3.1 kg
45DB240V63PD	P1000260	63 A	46.4 kA ² s	63 kA	350 A	25 mΩ	163 W	1	3.1 kg
45DB240V80PD	Q1000261	80 A	104 kA ² s	63 kA	460 A	19 mΩ	196 W	1	3.1 kg
Ø88mm									
45DB240V100PD	R1000262	100 A	140 kA ² s	63 kA	420 A	14 mΩ	279 W	1	4.3 kg

MERSEN reserves the right to change, update or correct, without notice, any information contained in this datasheet.

Limitor®- PD Back-up Fuses
without Controlled Power Dissipation, for German standard VDE 0670 T402

PRODUCT RANGE

Rated voltage 20 / 36 kV, length 537mm



45DB360V6,3PD



45DB360V10PD



45DB360V32PD

Catalog number	Item number	Rated current I _n	Clearing I ² t at Rated Voltage	Breaking capacity I _b	Minimum breaking current I ₃ = I _{min}	Cold resistance R ₂₀ (+/-10%)	Power dissipation at I _n	Package	Weight
Ø56mm									
45DB360V6,3PD	S209362	6.3 A	0.6 kA ² s	31.5 kA	23 A	827 mΩ	39 W	1	2.7 kg
45DB360V10PD	T209363	10 A	2 kA ² s	31.5 kA	34 A	520 mΩ	65 W	1	2.7 kg
45DB360V16PD	V209364	16 A	2.34 kA ² s	31.5 kA	70 A	210 mΩ	67 W	1	2.7 kg
45DB360V20PD	W209365	20 A	3.9 kA ² s	31.5 kA	100 A	165 mΩ	84 W	1	2.7 kg
45DB360V25PD	X209366	25 A	6.5 kA ² s	31.5 kA	110 A	125 mΩ	100 W	1	2.7 kg
Ø65mm									
45DB360V32PD	Y209367	31.5 A	7 kA ² s	31.5 kA	135 A	85 mΩ	119 W	1	3.7 kg
45DB360V40PD	Z209368	40 A	14.2 kA ² s	20 kA	205 A	65 mΩ	176 W	1	3.7 kg
Ø88mm									
45DB360V50PD	J1000117	50 A	40 kA ² s	20 kA	220 A	45 mΩ	183 W	1	6.5 kg
45DB360V63PD	K1000118	63 A	61.7 kA ² s	20 kA	360 A	35 mΩ	271 W	1	6.5 kg

MERSEN reserves the right to change, update or correct, without notice, any information contained in this datasheet.

Limator® - NF/UTE Back-up Fuses

7,2kV to 24kV - Type FR

PRODUCT RANGE

Rated voltage 7.2kV, length 520mm, Ø 55mm

Catalog number	Item number	Rated voltage AC (IEC)	Rated current I_n	Minimum breaking current $I_3 = I_{min}$	Power dissipation at I_n	Operating I^2t at Rated Voltage	Package	Weight
without striker								
FR72V6,3	Z227584	7.2 kV	6.3 A	31.5 A	12 W	0.3 kA ² s	3	2.1 kg
FR72V16	A227585	7.2 kV	16 A	80 A	26 W	1.6 kA ² s	3	2.1 kg
FR72V32	B227586	7.2 kV	32 A	160 A	44 W	6 kA ² s	3	2.1 kg
FR72V43	C227587	7.2 kV	43 A	215 A	61 W	12 kA ² s	3	2.1 kg
FR72V63	D227588	7.2 kV	63 A	315 A	71 W	24 kA ² s	3	2.1 kg
with striker								
FR72V6,3P	E227589	7.2 kV	6.3 A	31.5 A	12 W	0.3 kA ² s	3	2.1 kg
FR72V16P	F227590	7.2 kV	16 A	80 A	26 W	1.6 kA ² s	3	2.1 kg
FR72V32P	G227591	7.2 kV	32 A	160 A	44 W	6 kA ² s	3	2.1 kg
FR72V43P	H227592	7.2 kV	43 A	215 A	61 W	12 kA ² s	3	2.1 kg
FR72V63P	J227593	7.2 kV	63 A	315 A	71 W	24 kA ² s	-	2.1 kg

Rated voltage 12kV, length 520 mm, Ø 55mm

Catalog number	Item number	EDF Number	Rated voltage AC (IEC)	Rated current I_n	Minimum breaking current $I_3 = I_{min}$	Power dissipation at I_n	Operating I^2t at Rated Voltage	Package	Weight
without striker									
FR120V6,3	X210240	-	12 kV	6.3 A	31.5 A	25 W	0.3 kA ² s	3	2.1 kg
FR120V16	Y210241	73.02.136	12 kV	16 A	80 A	53 W	1.6 kA ² s	3	2.1 kg
FR120V32	Z210242	73.02.137	12 kV	32 A	160 A	89 W	6 kA ² s	3	2.1 kg
FR120V43	A210243	-	12 kV	43 A	215 A	123 W	12 kA ² s	3	2.1 kg
FR120V63	B210244	73.02.138	12 kV	63 A	315 A	142 W	24 kA ² s	3	2.1 kg
with striker									
FR120V6,3P	D210246	-	12 kV	6.3 A	31.5 A	25 W	0.3 kA ² s	3	2.3 kg
FR120V16P	E210247	73.02.136	12 kV	16 A	80 A	53 W	1.6 kA ² s	3	2.3 kg
FR120V32P	F210248	73.02.137	12 kV	32 A	160 A	89 W	6 kA ² s	3	2.3 kg
FR120V43P	G210249	-	12 kV	43 A	215 A	123 W	12 kA ² s	3	2.3 kg
FR120V63P	H210250	73.02.138	12 kV	63 A	315 A	142 W	24 kA ² s	3	2.3 kg

Limitor® - NF/UTE Back-up Fuses
7,2kV to 24kV - Type FR

PRODUCT RANGE



FRECO240V63

Rated voltage 24kV, length 520 mm, Ø 55mm

Catalog number	Item number	Rated voltage AC (IEC)	Rated current I _n	Minimum breaking current I ₃ = I _{min}	Power dissipation at I _n	Operating I ² t at Rated Voltage	Package	Weight
without striker								
FR240V6,3	S1047965	24 kV	6.3 A	31.5 A	25 W	0.32 kA ² s	3	2.1 kg
FRECO240V10	S1045205	24 kV	10 A	50 A	25 W	1.3 kA ² s	3	2.1 kg
FRECO240V16	B1043534	24 kV	16 A	80 A	35 W	4.7 kA ² s	3	2.1 kg
FRECO240V20	V1045207	24 kV	20 A	100 A	43 W	7.5 kA ² s	3	2.1 kg
FRECO240V25	X1045209	24 kV	25 A	125 A	46 W	10.1 kA ² s	3	2.1 kg
FRECO240V31,5	L1047361	24 kV	31.5 A	157.5 A	53 W	18.8 kA ² s	3	2.1 kg
FRECO240V43	H1043540	24 kV	43 A	215 A	70 W	38 kA ² s	3	2.1 kg
FRECO240V50	Z1045211	24 kV	50 A	250 A	91 W	39.3 kA ² s	3	2.1 kg
FRECO240V63	Y1048384	24 kV	63 A	315 A	120 W	66.5 kA ² s	3	2.1 kg
with striker								
FR240V6,3P	T1047966	24 kV	6.3 A	31.5 A	25 W	0.32 kA ² s	3	2.1 kg
FRECO240V10P	T1045206	24 kV	10 A	50 A	25 W	1.3 kA ² s	3	2.1 kg
FRECO240V16P	G1043539	24 kV	16 A	80 A	35 W	4.7 kA ² s	3	2.1 kg
FRECO240V20P	W1045208	24 kV	20 A	100 A	43 W	7.5 kA ² s	3	2.1 kg
FRECO240V25P	Y1045210	24 kV	25 A	125 A	46 W	10.1 kA ² s	3	2.1 kg
FRECO240V31,5P	M1047362	24 kV	31.5 A	157.5 A	53 W	18.8 kA ² s	3	2.1 kg
FRECO240V43P	L1043543	24 kV	43 A	215 A	70 W	38 kA ² s	3	2.1 kg
FRECO240V50P	A1045212	24 kV	50 A	250 A	91 W	39.3 kA ² s	3	2.1 kg
FRECO240V63P	Z1048385	24 kV	63 A	315 A	120 W	66.5 kA ² s	3	2.1 kg

MERSEN reserves the right to change, update or correct, without notice, any information contained in this datasheet.

Potential Transformer fuses

PRODUCT RANGE

7.2 to 36kV from 2 to 6.3A

Catalog number	Item number	Rated current I _n	Weight
TP120V6.3A127M1	E1005541	6.3 A	1.7 kg
TP120V6.3A127M2	G1005543	6.3 A	1.30 kg
TP120V6.3A127M3	N1005549	6.3 A	1.49 kg
TP120V6.3A127M4	R1005552	6.3 A	1.27 kg
TP175V2A173	Y1005535	2 A	1.3 kg
TP175V6.3A231	H1005544	6.3 A	2.2 kg
TP240V2A231	Z1005536	2 A	1.8 kg
TP240V6.3A231M1	B1005538	6.3 A	1.5 kg
TP240V6.3A231M2	F1005542	6.3 A	1.8 kg
TP240V6.3A231M3	L1005547	6.3 A	1.8 kg
TP240V6.3A231M4	M1005548	6.3 A	1.8 kg
TP240V6.3A231M5	P1005550	6.3 A	2.01 kg
TP240V6.3A325	Q1005551	6.3 A	1.8 kg
TP240VSP231	A1005537	2 A	1.8 kg
TP360V6.3A325M1	J1005269	6.3 A	2.2 kg
TP360V6.3A325M2	K1005546	6.3 A	2.2 kg
TP360V6.3A325M3	S1005553	6.3 A	2.5 kg
TP72V2A106	X1005534	2 A	1.1 kg

Limitor® - aSJB/D Back-up Fuses
3,6kV to 12kV - with Trip Indicator

PRODUCT RANGE

Rated voltage 3,6kV, length 192mm



Catalog number	Item number	Rated current I_n	Minimum breaking current $I_3 = I_{min}$	Power dissipation at $0.7 \times I_n$	Operating I^2t at Rated Voltage	Package	Weight
Ø d=50,8mm							
45ASB36V32P-1	S076468	32 A	180 A	6 W	4 kA²s	3	1.9 kg
45ASB36V50P-1	T076469	50 A	260 A	9 W	9 kA²s	3	1.9 kg
45ASB36V63P-1	V076470	63 A	310 A	11 W	15 kA²s	3	1.9 kg
45ASB36V80P-1	W076471	80 A	400 A	13 W	35 kA²s	3	1.9 kg
45ASB36V100P-1	X076472	100 A	490 A	15 W	60 kA²s	3	1.9 kg
45ASB36V125P-1	Y076473	125 A	600 A	20 W	95 kA²s	3	1.9 kg
Ø d=67mm							
45ASB36V160P-1	Z076474	160 A	800 A	27 W	160 kA²s	3	1.9 kg
45ASB36V200P-1	A076475	200 A	1000 A	32 W	340 kA²s	3	1.9 kg
Ø d=76mm							
45ASB36V250P-1	B076476	250 A	1200 A	35 W	540 kA²s	3	2.5 kg
Ø d=88mm							
45ASB36V315P-1	C076477	315 A	1600 A	41 W	1000 kA²s	3	3.4 kg

Rated voltage 3,6kV, length 292mm



Catalog number	Item number	Rated current I_n	Minimum breaking current $I_3 = I_{min}$	Power dissipation at $0.7 \times I_n$	Operating I^2t at Rated Voltage	Package	Weight
Ø d=50,8mm							
45ASB36V100P-2	N075521	100 A	700 A	16 W	88 kA²s	3	1.6 kg
45ASB36V125P-2	P075522	125 A	830 A	20 W	160 kA²s	3	1.6 kg
45ASB36V160P-2	Q075523	160 A	1000 A	27 W	280 kA²s	3	1.6 kg
Ø d=67mm							
45ASB36V200P-2	R075524	200 A	1250 A	33 W	370 kA²s	3	2.7 kg
45ASB36V250P-2	S075525	250 A	1750 A	37 W	720 kA²s	3	2.7 kg
Ø d=76mm							
45ASB36V315P-2	E075582	315 A	2100 A	45 W	1200 kA²s	3	3.3 kg
45ASB36V350P-2	F075583	350 A	2400 A	47 W	1700 kA²s	3	3.3 kg
Ø d=88mm							
45ASB36V430P-2	G075584	430 A	3300 A	51 W	3200 kA²s	3	4.3 kg



Rated voltage 7,2kV, length 292mm



Catalog number	Item number	Rated current I_n	Minimum breaking current $I_3 = I_{min}$	Power dissipation at $0.7 \times I_n$	Operating I^2t at Rated Voltage	Package	Weight
Ø d=50,8mm							
45ASB72V32P-2	J078162	32 A	180 A	10 W	7 kA²s	3	1.6 kg
45ASB72V50P-2	K078163	50 A	220 A	14 W	16 kA²s	3	1.6 kg
45ASB72V63P-2	L078164	63 A	300 A	18 W	26 kA²s	3	1.6 kg
45ASB72V80P-2	M078165	80 A	380 A	20 W	60 kA²s	3	1.6 kg
45ASB72V100P-2	N078166	100 A	510 A	25 W	105 kA²s	3	1.6 kg
Ø d=67mm							
45ASB72V125P-2	P078167	125 A	700 A	29 W	195 kA²s	3	2.7 kg
45ASB72V160P-2	Q078168	160 A	840 A	37 W	340 kA²s	3	2.7 kg
Ø d=88mm							
45ASB72V200P-2	H093709	200 A	1200 A	41 W	650 kA²s	3	4.4 kg
45ASB72V250P-2	R078169	250 A	1600 A	49 W	1100 kA²s	3	4.4 kg

MERSEN reserves the right to change, update or correct, without notice, any information contained in this datasheet.

Limitor® - aSJB/D Back-up Fuses
3,6kV to 12kV - with Trip Indicator

PRODUCT RANGE

Rated voltage 7,2kV, length 442mm



45ASD72V200P-3

Catalog number	Item number	Rated current I_n	Minimum breaking current $I_3 = I_{min}$	Power dissipation at $0.7 \times I_n$	Operating I^2t at Rated Voltage	Package	Weight
Ø d=50,8mm							
45ASD72V100P-3	Y085581	100 A	500 A	30 W	78 kA²s	3	2.2 kg
45ASD72V125P-3	Z085582	125 A	630 A	37 W	150 kA²s	3	2.2 kg
45ASD72V160P-3	A085583	160 A	880 A	41 W	290 kA²s	3	2.2 kg
Ø d=76mm							
45ASD72V200P-3	Q085620	200 A	1100 A	47 W	560 kA²s	3	4.2 kg
45ASD72V250P-3	R085621	250 A	1400 A	52 W	1000 kA²s	3	4.2 kg
Ø d=88mm							
45ASD72V315P-3	S085622	315 A	1900 A	60 W	2000 kA²s	3	6.1 kg
45ASD72V400P-3	V085624	400 A	2700 A	69 W	4100 kA²s	3	6.1 kg

Rated voltage 12kV, length 442mm



45ASB120V250P-3

Catalog number	Item number	Rated current I_n	Minimum breaking current $I_3 = I_{min}$	Power dissipation at $0.7 \times I_n$	Operating I^2t at Rated Voltage	Package	Weight
Ø d=50,8mm							
45ASB120V32P-3	D076478	32 A	168 A	21 W	5 kA²s	3	2.2 kg
45ASB120V50P-3	E076479	50 A	244 A	31 W	12 kA²s	3	2.2 kg
45ASB120V63P-3	F076480	63 A	325 A	35 W	24 kA²s	3	2.2 kg
45ASB120V80P-3	G076481	80 A	416 A	41 W	48 kA²s	3	2.2 kg
45ASB120V100P-3	H076482	100 A	560 A	45 W	85 kA²s	3	2.2 kg
Ø d=67mm							
45ASB120V125P-3	J076483	125 A	650 A	53 W	150 kA²s	3	3.4 kg
45ASB120V160P-3	K076484	160 A	930 A	55 W	320 kA²s	3	3.4 kg
Ø d=76mm							
45ASB120V200P-3	L076485	200 A	1300 A	62 W	720 kA²s	3	4.2 kg
Ø d=88mm							
45ASB120V250P-3	M076486	250 A	1800 A	74 W	1280 kA²s	3	6.1 kg

MERSEN reserves the right to change, update or correct, without notice, any information contained in this datasheet.



SURGE PROTECTION DEVICES



**DIN-RAIL IEC
TYPE 1 / CLASS I 262**

Surge-Trap® Monobloc
STMT1 Series - 50kA 262



**DIN-RAIL IEC
TYPE 1+2 / CLASS I+II 263 - 269**

Surge-Trap® Pluggable
STPT12 Series - 12.5kA 263
Surge-Trap® Pluggable
STPT12 Series - 12.5kA 264
Surge-Trap® Pluggable
STPT12 Series - 12.5kA 265
Surge-Trap® Pluggable
STPT12 Series - 12.5kA 266
Surge-Trap® Pluggable
STPT12 Series - 12.5kA 266
Surge-Trap® Pluggable
STPT12 Series - 25kA 267
Surge-Trap® Pluggable
STPT12 Series - 25kA 268
Surge-Trap® Pluggable
STPT12 Series - 25kA 269



**DIN-RAIL IEC
TYPE 2 / CLASS II 270 - 274**

Surge-Trap® Pluggable
STPT2 Series - 40kA 270
Surge-Trap® Pluggable
STPT2 Series - 40kA 271



**DIN-RAIL IEC
TYPE 2+3 / CLASS II+III 275 - 268**

Surge-Trap® Pluggable
STPT23 Series - 20kA 275
Surge-Trap® Pluggable
STPT23 Series - 20kA 276
Surge-Trap® Monobloc
STET23 Series -
20kA with EMI Filter 277
Surge-Trap® Monobloc
STMT23 Series 278



DATA NETWORKS 279

Surge-Trap® Signal - STS NET 279



**MEASUREMENT AND
CONTROL DIGITAL LINES 280**

Surge-Trap® Signal - STS PLC 280



**MEASUREMENT AND
CONTROL RS485 281**

Surge-Trap® Signal - STS 485 281



RADIOFREQUENCY 282

Surge-Trap® Signal - STS RF 282



TELEPHONE LINES 283

Surge-Trap® Signal - STS TEL 283



DC POWER LINE PROTECTION 284

Surge-Trap® Pluggable STPT1+2
Series - 5kA PV 284
Surge-Trap® Pluggable STPT2
Series - 40kA PV 285
Surge-Trap® Pluggable STPT2
Series - 40kA PV 286



**POWER LINE PROTECTION
FOR THE LED DRIVER
IN THE FIXTURE (UL & IEC) 287**

Surge-Trap® Type 2+3 -
for LED Lighting 287



**POWER LINE PROTECTION
FOR THE FUSEBOX/
POLE BASE (IEC) 288**

Surge-Trap® Monobloc STMT23
Series for fusebox 288



**PLUG-IN SURGE PROTECTION
FOR PCB 289**

Surge-Trap® PCB Socket 289

Surge-Trap® Monobloc STMT1 Series - 50kA

PRODUCT RANGE



STMT1-50K275V-1P

1 Pole

Catalog number	Item number	U _n	U _c	I _{imp} (10/350)	I _n (8/20)	U _p at I _n
L-N (1Ph)						
STMT1-50K150V-1P	83010103	120 VAC	150 V	50 kA	50 kA	≤ 2 kV
STMT1-50K275V-1P	83010100	230 VAC	275 V	50 kA	50 kA	≤ 2 kV
STMT1-50K320V-1P	83010104	277 VAC	320 V	50 kA	50 kA	≤ 2 kV
STMT1-50K440V-1P	83010107	400 VAC	440 V	50 kA	50 kA	≤ 2.5 kV
N-PE (N)						
STMT1-100K-N	83010102	Neutral	255 V	100 kA	100 kA	≤ 2 kV

MERSEN reserves the right to change, update or correct, without notice, any information contained in this datasheet.

Surge-Trap® Pluggable STPT12 Series - 12.5kA

PRODUCT RANGE



STPT12-12K275V-1PM

1 Pole

Catalog number	Item number	U _n	U _c	I _{imp} (10/350)	I _{max} (8/20)	I _n (8/20)	U _p at I _n	Remote	Cartridge No	
									L-N	N-PE
L-N (1Ph)										
STPT12-12K150V-1P	83120100	120 VAC	150 V	12.5 kA	50 kA	20 kA	≤ 1 kV	No	SP12-12K150V	-
STPT12-12K150V-1PM	83120101	120 VAC	150 V	12.5 kA	50 kA	20 kA	≤ 1 kV	Yes	SP12-12K150V	-
STPT12-12K275V-1P	83120102	230 VAC	275 V	12.5 kA	50 kA	20 kA	≤ 1.3 kV	No	SP12-12K275V	-
STPT12-12K275V-1PM	83120103	230 VAC	275 V	12.5 kA	50 kA	20 kA	≤ 1.3 kV	Yes	SP12-12K275V	-
STPT12-12K320V-1P	83120104	277 VAC	320 V	12.5 kA	50 kA	20 kA	≤ 1.4 kV	No	SP12-12K320V	-
STPT12-12K320V-1PM	83120105	277 VAC	320 V	12.5 kA	50 kA	20 kA	≤ 1.4 kV	Yes	SP12-12K320V	-
STPT12-12K440V-1P	83120106	400 VAC	440 V	12.5 kA	50 kA	20 kA	≤ 1.8 kV	No	SP12-12K440V	-
STPT12-12K440V-1PM	83120107	400 VAC	440 V	12.5 kA	50 kA	20 kA	≤ 1.8 kV	Yes	SP12-12K440V	-
N-PE (N)										
STPT12-25K-N	83120108	Neutral	255 V	25 kA	50 kA	25 kA	≤ 1.5 kV	No	-	SP12-25K-N
STPT12-50K-N	83120110	Neutral	255 V	50 kA	50 kA	50 kA	≤ 1.5 kV	No	-	SP12-50K-N

MERSEN reserves the right to change, update or correct, without notice, any information contained in this datasheet.

Surge-Trap® Pluggable STPT12 Series - 12.5kA

PRODUCT RANGE



STPT12-12K275V-2PGM

2 Poles

Catalog number	Item number	U _n	U _c	I _{imp} (10/350)	I _{max} (8/20)	I _n (8/20)	U _p at I _n	Remote	Cartridge No	
									L-N	N-PE
TT (1Ph+N)										
STPT12-12K150V-2PG	83120112	120 VAC	150 V	12.5 kA (L-N) 25 kA (N-PE)	50 kA	20 kA	≤ 1 kV (L-N) ≤ 1.5 kV (N-PE)	No	SP12-12K150V	SP12-25K-N
STPT12-12K150V-2PGM	83120113	120 VAC	150 V	12.5 kA (L-N) 25 kA (N-PE)	50 kA	20 kA	≤ 1 kV (L-N) ≤ 1.5 kV (N-PE)	Yes	SP12-12K150V	SP12-25K-N
STPT12-12K275V-2PG	83120114	230 VAC	275 V	12.5 kA (L-N) 25 kA (N-PE)	50 kA	20 kA	≤ 1.3 kV (L-N) ≤ 1.5 kV (N-PE)	No	SP12-12K275V	SP12-25K-N
STPT12-12K275V-2PGM	83120115	230 VAC	275 V	12.5 kA (L-N) 25 kA (N-PE)	50 kA	20 kA	≤ 1.3 kV (L-N) ≤ 1.5 kV (N-PE)	Yes	SP12-12K275V	SP12-25K-N
STPT12-12K320V-2PG	83120116	277 VAC	320 V	12.5 kA (L-N) 25 kA (N-PE)	50 kA	20 kA	≤ 1.4 kV (L-N) ≤ 1.5 kV (N-PE)	No	SP12-12K320V	SP12-25K-N
STPT12-12K320V-2PGM	83120117	277 VAC	320 V	12.5 kA (L-N) 25 kA (N-PE)	50 kA	20 kA	≤ 1.4 kV (L-N) ≤ 1.5 kV (N-PE)	Yes	SP12-12K320V	SP12-25K-N
TNS (1Ph+N)										
STPT12-12K75V-2P	83120126	60 VAC	75 V	12.5 kA	50 kA	20 kA	≤ 0.65 kV	No	SP12-12K75V	-
STPT12-12K75V-2PM	83120127	60 VAC	75 V	12.5 kA	50 kA	20 kA	≤ 0.65 kV	Yes	SP12-12K75V	-
STPT12-12K150V-2P	83120118	120 VAC	150 V	12.5 kA	50 kA	20 kA	≤ 1 kV	No	SP12-12K150V	-
STPT12-12K150V-2PM	83120119	120 VAC	150 V	12.5 kA	50 kA	20 kA	≤ 1 kV	Yes	SP12-12K150V	-
STPT12-12K275V-2P	83120120	230 VAC	275 V	12.5 kA	50 kA	20 kA	≤ 1.3 kV	No	SP12-12K275V	-
STPT12-12K275V-2PM	83120121	230 VAC	275 V	12.5 kA	50 kA	20 kA	≤ 1.3 kV	Yes	SP12-12K275V	-
STPT12-12K320V-2P	83120122	277 VAC	320 V	12.5 kA	50 kA	20 kA	≤ 1.4 kV	No	SP12-12K320V	-
STPT12-12K320V-2PM	83120123	277 VAC	320 V	12.5 kA	50 kA	20 kA	≤ 1.4 kV	Yes	SP12-12K320V	-
IT (1Ph+N) TNS (1Ph+N)										
STPT12-12K440V-2P	83120124	230 VAC (IT) 400 VAC (TNS)	440 V	12.5 kA	50 kA	20 kA	≤ 1.8 kV	No	SP12-12K440V	-
STPT12-12K440V-2PM	83120125	230 VAC (IT) 400 VAC (TNS)	440 V	12.5 kA	50 kA	20 kA	≤ 1.8 kV	Yes	SP12-12K440V	-

MERSEN reserves the right to change, update or correct, without notice, any information contained in this datasheet.

Surge-Trap® Pluggable STPT12 Series - 12.5kA

PRODUCT RANGE



STPT12-12K275V-3PM

3 Poles

Catalog number	Item number	U _n	U _c	I _{imp} (10/350)	I _{max} (8/20)	I _n (8/20)	U _p at I _n	Remote	Cartridge No L-N
TNC (3Ph)									
STPT12-12K150V-3P	83120128	120/208 VAC	150 V	12.5 kA	50 kA	20 kA	≤ 1 kV	No	SP12-12K150V
STPT12-12K150V-3PM	83120129	120/208 VAC	150 V	12.5 kA	50 kA	20 kA	≤ 1 kV	Yes	SP12-12K150V
STPT12-12K275V-3P	83120130	230/400 VAC	275 V	12.5 kA	50 kA	20 kA	≤ 1.3 kV	No	SP12-12K275V
STPT12-12K275V-3PM	83120131	230/400 VAC	275 V	12.5 kA	50 kA	20 kA	≤ 1.3 kV	Yes	SP12-12K275V
STPT12-12K320V-3P	83120132	277/480 VAC	320 V	12.5 kA	50 kA	20 kA	≤ 1.4 kV	No	SP12-12K320V
STPT12-12K320V-3PM	83120133	277/480 VAC	320 V	12.5 kA	50 kA	20 kA	≤ 1.4 kV	Yes	SP12-12K320V
IT (3Ph) TNC (3Ph)									
STPT12-12K440V-3P	83120134	230/400 VAC (IT) 400/690 VAC (TNC)	440 V	12.5 kA	50 kA	20 kA	≤ 1.8 kV	No	SP12-12K440V
STPT12-12K440V-3PM	83120135	230/400 VAC (IT) 400/690 VAC (TNC)	440 V	12.5 kA	50 kA	20 kA	≤ 1.8 kV	Yes	SP12-12K440V

MERSEN reserves the right to change, update or correct, without notice, any information contained in this datasheet.

Surge-Trap® Pluggable STPT12 Series - 12.5kA

PRODUCT RANGE



STPT12-12K275V-4PM

4 Poles

Catalog number	Item number	U _n	U _c	I _{imp} (10/350)	I _{max} (8/20)	I _n (8/20)	U _p at I _n	Remote	Cartridge No	
									L-N	N-PE
TT (3Ph+N)										
STPT12-12K150V-4PG	83120136	120/208 VAC	150 V	12.5 kA (L-N) 50 kA (N-PE)	50 kA	20 kA	≤ 1 kV (L-N) ≤ 1.5 kV (N-PE)	No	SP12-12K150V	SP12-50K-N
STPT12-12K150V-4PGM	83120137	120/208 VAC	150 V	12.5 kA (L-N) 50 kA (N-PE)	50 kA	20 kA	≤ 1 kV (L-N) ≤ 1.5 kV (N-PE)	Yes	SP12-12K150V	SP12-50K-N
STPT12-12K275V-4PG	83120138	230/400 VAC	275 V	12.5 kA (L-N) 50 kA (N-PE)	50 kA	20 kA	≤ 1.3 kV (L-N) ≤ 1.5 kV (N-PE)	No	SP12-12K275V	SP12-50K-N
STPT12-12K275V-4PGM	83120139	230/400 VAC	275 V	12.5 kA (L-N) 50 kA (N-PE)	50 kA	20 kA	≤ 1.3 kV (L-N) ≤ 1.5 kV (N-PE)	Yes	SP12-12K275V	SP12-50K-N
STPT12-12K320V-4PG	83120140	277/480 VAC	320 V	12.5 kA (L-N) 50 kA (N-PE)	50 kA	20 kA	≤ 1.4 kV (L-N) ≤ 1.5 kV (N-PE)	No	SP12-12K320V	SP12-50K-N
STPT12-12K320V-4PGM	83120141	277/480 VAC	320 V	12.5 kA (L-N) 50 kA (N-PE)	50 kA	20 kA	≤ 1.4 kV (L-N) ≤ 1.5 kV (N-PE)	Yes	SP12-12K320V	SP12-50K-N
TNS (3Ph+N)										
STPT12-12K150V-4P	83120142	120/208 VAC	150 V	12.5 kA	50 kA	20 kA	≤ 1 kV	No	SP12-12K150V	-
STPT12-12K150V-4PM	83120143	120/208 VAC	150 V	12.5 kA	50 kA	20 kA	≤ 1 kV	Yes	SP12-12K150V	-
STPT12-12K275V-4P	83120144	230/400 VAC	275 V	12.5 kA	50 kA	20 kA	≤ 1.3 kV	No	SP12-12K275V	-
STPT12-12K275V-4PM	83120145	230/400 VAC	275 V	12.5 kA	50 kA	20 kA	≤ 1.3 kV	Yes	SP12-12K275V	-
STPT12-12K320V-4P	83120146	277/480 VAC	320 V	12.5 kA	50 kA	20 kA	≤ 1.4 kV	No	SP12-12K320V	-
STPT12-12K320V-4PM	83120147	277/480 VAC	320 V	12.5 kA	50 kA	20 kA	≤ 1.4 kV	Yes	SP12-12K320V	-
IT (3Ph) TNS (3Ph+N)										
STPT12-12K440V-4P	83120148	230/400 VAC (IT) 400/690 VAC (TNS)	440 V	12.5 kA	50 kA	20 kA	≤ 1.8 kV	No	SP12-12K440V	-
STPT12-12K440V-4PM	83120149	230/400 VAC (IT) 400/690 VAC (TNS)	440 V	12.5 kA	50 kA	20 kA	≤ 1.8 kV	Yes	SP12-12K440V	-

MERSEN reserves the right to change, update or correct, without notice, any information contained in this datasheet.

Surge-Trap® Pluggable STPT12 Series - 12.5kA

PRODUCT RANGE



SP12-12K275V

Replacement cartridges

Catalog number	Item number	U _n	U _c	I _{imp} (10/350)	I _{max} (8/20)	I _n (8/20)	U _p at I _n
L-N							
SP12-12K75V	83120000	60	75 V	12.5 kA	50 kA	20 kA	≤ 0.65 kV
SP12-12K150V	83120001	120	150 V	12.5 kA	50 kA	20 kA	≤ 1 kV
SP12-12K275V	83120002	230	275 V	12.5 kA	50 kA	20 kA	≤ 1.3 kV
SP12-12K320V	83120003	277	320 V	12.5 kA	50 kA	20 kA	≤ 1.4 kV
SP12-12K440V	83120004	400	440 V	12.5 kA	50 kA	20 kA	≤ 1.8 kV
N-PE							
SP12-25K-N	83120005	Neutral	255 V	25 kA	50 kA	25 kA	≤ 1.5 kV
SP12-50K-N	83120006	Neutral	255 V	50 kA	50 kA	50 kA	≤ 1.5 kV

Surge-Trap® Pluggable STPT12 Series - 25kA

PRODUCT RANGE



STPT12-25K275V-1PM

1 Pole

Catalog number	Item number	U _n	U _c	I _{imp} (10/350)	I _{max} (8/20)	I _n (8/20)	U _p at I _n	Remote	Cartridge No		
									L-N	N-PE	
L-N (1Ph)											
STPT12-25K275V-1P	83120152	230 VAC	275 V	25 kA	100 kA	25 kA	≤ 1.5 kV	No	SP12-25K275V	-	
STPT12-25K275V-1PM	83120153	230 VAC	275 V	25 kA	100 kA	25 kA	≤ 1.5 kV	Yes	SP12-25K275V	-	
N-PE (N)											
STPT12-100K-N	83120166	Neutral	255 V	100 kA	100 kA	50 kA	≤ 1.5 kV	No	-	SP12-100K-N	

MERSEN reserves the right to change, update or correct, without notice, any information contained in this datasheet.

Surge-Trap® Pluggable STPT12 Series - 25kA

PRODUCT RANGE



STPT12-25K275V-2PM

2 Poles

Catalog number	Item number	U _n	U _c	I _{imp} (10/350)	I _{max} (8/20)	I _n (8/20)	U _p at I _n	Remote	Cartridge No	
									L-N	N-PE
TT (1Ph+N)										
STPT12-25K275V-2PG	83120154	230 / 400 VAC	275 V	25 kA	100 kA	25 kA	≤ 1.5 kV	No	SP12-25K275V	SP12-50K-2PN
STPT12-25K275V-2PGM	83120155	230 / 400 VAC	275 V	25 kA	100 kA	25 kA	≤ 1.5 kV	Yes	SP12-25K275V	SP12-50K-2PN
TNS (1Ph+N)										
STPT12-25K275V-2P	83120156	230 / 400 VAC	275 V	25 kA	100 kA	25 kA	≤ 1.5 kV	No	SP12-25K275V	-
STPT12-25K275V-2PM	83120157	230 / 400 VAC	275 V	25 kA	100 kA	25 kA	≤ 1.5 kV	Yes	SP12-25K275V	-



STPT12-25K275V-3PM

3 Poles

Catalog number	Item number	U _n	U _c	I _{imp} (10/350)	I _{max} (8/20)	I _n (8/20)	U _p at I _n	Remote	Cartridge No	
									L-N	N-PE
TNC (3Ph)										
STPT12-25K275V-3P	83120158	230 / 400 VAC	275 V	25 kA	100 kA	25 kA	≤ 1.5 kV	No	SP12-25K275V	-
STPT12-25K275V-3PM	83120159	230 / 400 VAC	275 V	25 kA	100 kA	25 kA	≤ 1.5 kV	Yes	SP12-25K275V	-



STPT12-25K275V-4PM

4 Poles

Catalog number	Item number	U _n	U _c	I _{imp} (10/350)	I _{max} (8/20)	I _n (8/20)	U _p at I _n	Remote	Cartridge No	
									L-N	N-PE
TT (3Ph+N)										
STPT12-25K275V-4PG	83120150	230 / 400 VAC	275 V	25 kA	100 kA	25 kA	≤ 1.5 kV	No	SP12-25K275V	SP12-100K-N
STPT12-25K275V-4PGM	83120151	230 / 400 VAC	275 V	25 kA	100 kA	25 kA	≤ 1.5 kV	Yes	SP12-25K275V	SP12-100K-N
TNS (3Ph+N)										
STPT12-25K275V-4P	83120160	230 / 400 VAC	275 V	25 kA	100 kA	25 kA	≤ 1.5 kV	No	SP12-25K275V	-
STPT12-25K275V-4PM	83120161	230 / 400 VAC	275 V	25 kA	100 kA	25 kA	≤ 1.5 kV	Yes	SP12-25K275V	-

MERSEN reserves the right to change, update or correct, without notice, any information contained in this datasheet.

Surge-Trap® Pluggable STPT12 Series - 25kA

PRODUCT RANGE



SP12-25K275V

Replacement cartridges

Catalog number	Item number	Un	Uc	Iimp (10/350)	Imax (8/20)	In (8/20)	Up at In
L-N (1Ph)							
SP12-25K275V	83120007	230 VAC	275 V	25 kA	100 kA	25 kA	≤ 1.5 kV
N-PE (N)							
SP12-50K-2PN	83120009	Neutral	255 V	50 kA	100 kA	25 kA	≤ 1.5 kV
SP12-100K-N	83120008	Neutral	255 V	100 kA	100 kA	50 kA	≤ 1.5 kV

MERSEN reserves the right to change, update or correct, without notice, any information contained in this datasheet.

Surge-Trap® Pluggable STPT2 Series - 40kA

PRODUCT RANGE



STPT2-40K275V-1PM

1 Pole

Catalog number	Item number	U _n	U _c	I _{max} (8/20)	I _n (8/20)	U _p at I _n	Remote	Cartridge No	
								L-N	N-PE
L-N (1Ph)									
STPT2-40K150V-1P	83020104	120 VAC	150 V	40 kA	20 kA	≤ 1 kV	No	SP2-40K150V	-
STPT2-40K150V-1PM	83020105	120 VAC	150 V	40 kA	20 kA	≤ 1 kV	Yes	SP2-40K150V	-
STPT2-40K275V-1P	83020106	230 VAC	275 V	40 kA	20 kA	≤ 1.3 kV	No	SP2-40K275V	-
STPT2-40K275V-1PM	83020107	230 VAC	275 V	40 kA	20 kA	≤ 1.3 kV	Yes	SP2-40K275V	-
STPT2-40K320V-1P	83020108	277 VAC	320 V	40 kA	20 kA	≤ 1.5 kV	No	SP2-40K320V	-
STPT2-40K320V-1PM	83020109	277 VAC	320 V	40 kA	20 kA	≤ 1.5 kV	Yes	SP2-40K320V	-
STPT2-40K440V-1P	83020110	400 VAC	440 V	40 kA	20 kA	≤ 2 kV	No	SP2-40K440V	-
STPT2-40K440V-1PM	83020111	400 VAC	440 V	40 kA	20 kA	≤ 2 kV	Yes	SP2-40K440V	-
STPT2-30K750V-1P	83020100	690 VAC	750 V	30 kA	15 kA	≤ 3 kV	No	SP2-30K750V	-
STPT2-30K750V-1PM	83020101	690 VAC	750 V	30 kA	15 kA	≤ 3 kV	Yes	SP2-30K750V	-
N-PE (N)									
STPT2-40K-N	83020112	Neutral	277 V	40 kA	20 kA	≤ 1.5 kV	No	-	SP2-40K-N

MERSEN reserves the right to change, update or correct, without notice, any information contained in this datasheet.

Surge-Trap® Pluggable STPT2 Series - 40kA

PRODUCT RANGE



STPT2-40K275V-2PM

2 Poles

Catalog number	Item number	U _n	U _c	I _{max} (8/20)	I _n (8/20)	U _p at I _n	Remote	Cartridge No	
								L-N	N-PE
TT (1Ph+N)									
STPT2-40K150V-2PG	83020114	120 VAC	150 V	40 kA	20 kA	≤ 1 kV (L-N) ≤ 1.5 kV (N-PE)	No	SP2-40K150V	SP2-40K-N
STPT2-40K150V-2PGM	83020115	120 VAC	150 V	40 kA	20 kA	≤ 1 kV (L-N) ≤ 1.5 kV (N-PE)	Yes	SP2-40K150V	SP2-40K-N
STPT2-40K275V-2PG	83020116	230 VAC	275 V	40 kA	20 kA	≤ 1.3 kV (L-N) ≤ 1.5 kV (N-PE)	No	SP2-40K275V	SP2-40K-N
STPT2-40K275V-2PGM	83020117	230 VAC	275 V	40 kA	20 kA	≤ 1.3 kV (L-N) ≤ 1.5 kV (N-PE)	Yes	SP2-40K275V	SP2-40K-N
STPT2-40K320V-2PG	83020118	277 VAC	320 V	40 kA	20 kA	≤ 1.5 kV (L-N) ≤ 1.5 kV (N-PE)	No	SP2-40K320V	SP2-40K-N
STPT2-40K320V-2PGM	83020119	277 VAC	320 V	40 kA	20 kA	≤ 1.5 kV (L-N) ≤ 1.5 kV (N-PE)	Yes	SP2-40K320V	SP2-40K-N
TNS (1Ph+N)									
STPT2-40K60V-2P	83020128	48 VAC	60 V	40 kA	20 kA	≤ 0.7 kV	No	SP2-40K60V	-
STPT2-40K60V-2PM	83020129	48 VAC	60 V	40 kA	20 kA	≤ 0.7 kV	Yes	SP2-40K60V	-
STPT2-40K75V-2P	83020130	60 VAC	75 V	40 kA	20 kA	≤ 0.8 kV	No	SP2-40K75V	-
STPT2-40K75V-2PM	83020131	60 VAC	75 V	40 kA	20 kA	≤ 0.8 kV	Yes	SP2-40K75V	-
STPT2-40K150V-2P	83020120	120 VAC	150 V	40 kA	20 kA	≤ 1 kV	No	SP2-40K150V	-
STPT2-40K150V-2PM	83020121	120 VAC	150 V	40 kA	20 kA	≤ 1 kV	Yes	SP2-40K150V	-
STPT2-40K275V-2P	83020122	230 VAC	275 V	40 kA	20 kA	≤ 1.3 kV	No	SP2-40K275V	-
STPT2-40K275V-2PM	83020123	230 VAC	275 V	40 kA	20 kA	≤ 1.3 kV	Yes	SP2-40K275V	-
STPT2-40K320V-2P	83020124	277 VAC	320 V	40 kA	20 kA	≤ 1.5 kV	No	SP2-40K320V	-
STPT2-40K320V-2PM	83020125	277 VAC	320 V	40 kA	20 kA	≤ 1.5 kV	Yes	SP2-40K320V	-
IT (Ph+N) TNS (1Ph+N)									
STPT2-40K440V-2P	83020126	230 VAC (IT) 400 VAC (TNS)	440 V	40 kA	20 kA	≤ 2 kV	No	SP2-40K440V	-
STPT2-40K440V-2PM	83020127	230 VAC (IT) 400 VAC (TNS)	440 V	40 kA	20 kA	≤ 2 kV	Yes	SP2-40K440V	-

MERSEN reserves the right to change, update or correct, without notice, any information contained in this datasheet.

Surge-Trap® Pluggable STPT2 Series - 40kA

PRODUCT RANGE



STPT2-40K275V-3PM

3 Poles

Catalog number	Item number	U _n	U _c	I _{max} (8/20)	I _n (8/20)	U _p at I _n	Remote	Cartridge No L-N
TNC (3Ph)								
STPT2-40K150V-3P	83020132	120 / 208 VAC	150 V	40 kA	20 kA	≤ 1 kV	No	SP2-40K150V
STPT2-40K150V-3PM	83020133	120 / 208 VAC	150 V	40 kA	20 kA	≤ 1 kV	Yes	SP2-40K150V
STPT2-40K275V-3P	83020134	230 / 400 VAC	275 V	40 kA	20 kA	≤ 1.3 kV	No	SP2-40K275V
STPT2-40K275V-3PM	83020135	230 / 400 VAC	275 V	40 kA	20 kA	≤ 1.3 kV	Yes	SP2-40K275V
STPT2-40K320V-3P	83020136	277 / 480 VAC	320 V	40 kA	20 kA	≤ 1.5 kV	No	SP2-40K320V
STPT2-40K320V-3PM	83020137	277 / 480 VAC	320 V	40 kA	20 kA	≤ 1.5 kV	Yes	SP2-40K320V
STPT2-30K750V-3P	83020102	400 / 690 VAC (IT) 690 / 1000 VAC (TNC)	750 V	30 kA	15 kA	≤ 3 kV	No	SP2-30K750V
STPT2-30K750V-3PM	83020103	400 / 690 VAC (IT) 690 / 1000 VAC (TNC)	750 V	30 kA	15 kA	≤ 3 kV	Yes	SP2-30K750V
IT (3Ph) TNC (3Ph)								
STPT2-40K440V-3P	83020142	230 / 400 VAC (IT) 400 / 690 VAC (TNC)	440 V	40 kA	20 kA	≤ 2 kV	No	SP2-40K440V
STPT2-40K440V-3PM	83020143	230 / 400 VAC (IT) 400 / 690 VAC (TNC)	440 V	40 kA	20 kA	≤ 2 kV	Yes	SP2-40K440V
IT (3ph) - Reinforced								
STPT2-30K750V-3P-R	83020213	690 VAC (IT) 690 / 1000 VAC (TNC)	750 V	30 kA	15 kA	≤ 6 kV	No	SP2-30K750V
STPT2-30K750V-3P-RM	83020214	690 VAC (IT) 690 / 1000 VAC (TNC)	750 V	30 kA	15 kA	≤ 6 kV	Yes	SP2-30K750V
STPT2-30K850V-3P-R	83020201	800 VAC (IT) 690 / 1000 VAC (TNC)	850 V	30 kA	15 kA	≤ 6 kV	No	SP2-30K850V
STPT2-30K850V-3P-RM	83020202	800 VAC (IT) 690 / 1000 VAC (TNC)	850 V	30 kA	15 kA	≤ 6 kV	Yes	SP2-30K850V

MERSEN reserves the right to change, update or correct, without notice, any information contained in this datasheet.

Surge-Trap® Pluggable STPT2 Series - 40kA

PRODUCT RANGE



STPT2-40K275V-4PM

4 Poles

Catalog number	Item number	U _n	U _c	I _{max} (8/20)	I _n (8/20)	U _p at I _n	Remote	Cartridge No	
								L-N	N-PE
TT (3Ph+N)									
STPT2-40K150V-4PG	83020144	120/208 VAC	150 V	40 kA	20 kA	≤ 1 kV (L-N) ≤ 1.5 kV (N-PE)	No	SP2-40K150V	SP2-40K-N
STPT2-40K150V-4PGM	83020145	120/208 VAC	150 V	40 kA	20 kA	≤ 1 kV (L-N) ≤ 1.5 kV (N-PE)	Yes	SP2-40K150V	SP2-40K-N
STPT2-40K275V-4PG	83020146	230/400 VAC	275 V	40 kA	20 kA	≤ 1.3 kV (L-N) ≤ 1.5 kV (N-PE)	No	SP2-40K275V	SP2-40K-N
STPT2-40K275V-4PGM	83020147	230/400 VAC	275 V	40 kA	20 kA	≤ 1.3 kV (L-N) ≤ 1.5 kV (N-PE)	Yes	SP2-40K275V	SP2-40K-N
STPT2-40K320V-4PG	83020148	277/480 VAC	320 V	40 kA	20 kA	≤ 1.5 kV (L-N) ≤ 1.5 kV (N-PE)	No	SP2-40K320V	SP2-40K-N
STPT2-40K320V-4PGM	83020149	277/480 VAC	320 V	40 kA	20 kA	≤ 1.5 kV (L-N) ≤ 1.5 kV (N-PE)	Yes	SP2-40K320V	SP2-40K-N
TNS (3Ph+N)									
STPT2-40K150V-4P	83020150	120/208 VAC	150 V	40 kA	20 kA	≤ 1 kV	No	SP2-40K150V	-
STPT2-40K150V-4PM	83020151	120/208 VAC	150 V	40 kA	20 kA	≤ 1 kV	Yes	SP2-40K150V	-
STPT2-40K275V-4P	83020152	230/400 VAC	275 V	40 kA	20 kA	≤ 1.3 kV	No	SP2-40K275V	-
STPT2-40K275V-4PM	83020153	230/400 VAC	275 V	40 kA	20 kA	≤ 1.3 kV	Yes	SP2-40K275V	-
STPT2-40K320V-4P	83020154	277/480 VAC	320 V	40 kA	20 kA	≤ 1.5 kV	No	SP2-40K320V	-
STPT2-40K320V-4PM	83020155	277/480 VAC	320 V	40 kA	20 kA	≤ 1.5 kV	Yes	SP2-40K320V	-
IT (3Ph+N) TNS (3Ph+N)									
STPT2-40K440V-4P	83020156	230/400 VAC (IT) 400/690 VAC (TNS)	440 V	40 kA	20 kA	≤ 2 kV	No	SP2-40K440V	-
STPT2-40K440V-4PM	83020157	230/400 VAC (IT) 400/690 VAC (TNS)	440 V	40 kA	20 kA	≤ 2 kV	Yes	SP2-40K440V	-

MERSEN reserves the right to change, update or correct, without notice, any information contained in this datasheet.

Surge-Trap® Pluggable STPT2 Series - 40kA

PRODUCT RANGE



SP2-40K275V

Replacement cartridges

Catalog number	Item number	U _n	U _c	I _{max} (8/20)	I _n (8/20)	U _p at I _n
L-N						
SP2-40K60V	83020008	48 VAC	60 V	40 kA	20 kA	≤ 0.7 kV
SP2-40K75V	83020009	60 VAC	75 V	40 kA	20 kA	≤ 0.8 kV
SP2-40K150V	83020001	120 VAC	150 V	40 kA	20 kA	≤ 1 kV
SP2-40K275V	83020002	230 VAC	275 V	40 kA	20 kA	≤ 1.3 kV
SP2-40K320V	83020003	277 VAC	320 V	40 kA	20 kA	≤ 1.5 kV
SP2-40K440V	83020004	400 VAC	440 V	40 kA	20 kA	≤ 2 kV
SP2-30K750V	83020007	690 VAC	750 V	30 kA	15 kA	≤ 3 kV
SP2-30K850V	83020022	850 VAC	850V	30 kA	15 kA	≤ 3 kV
N-PE						
SP2-40K-N	83020000	Neutral	277 V	40 kA	20 kA	≤ 1.5 kV

MERSEN reserves the right to change, update or correct, without notice, any information contained in this datasheet.

Surge-Trap® Pluggable STPT23 Series - 20kA

PRODUCT RANGE



STPT23-20K320V-1PM

1 Pole

Catalog number	Item number	U _n	U _c	I _{max} (8/20)	I _n (8/20)	U _{oc}	U _p at I _n	Remote	Cartridge No	
									L-N	N-PE
L-N (1Ph)										
STPT23-20K150V-1P	83230100	120 VAC	150 V	20 kA	10 kA	10 kV	≤ 0.8 kV	No	SP23-20K150V	-
STPT23-20K150V-1PM	83230101	120 VAC	150 V	20 kA	10 kA	10 kV	≤ 0.8 kV	Yes	SP23-20K150V	-
STPT23-20K320V-1P	83230102	230 VAC 277 VAC	320 V	20 kA	10 kA	10 kV	≤ 1.4 kV	No	SP23-20K320V	-
STPT23-20K320V-1PM	83230103	230 VAC 277 VAC	320 V	20 kA	10 kA	10 kV	≤ 1.4 kV	Yes	SP23-20K320V	-
N-PE (N)										
STPT23-20K-N	83230106	Neutral	255 V	20 kA	10 kA	10 kV	≤ 1.5 kV	No	-	SP23-20K-N



STPT23-20K320V-2PM

2 Poles

Catalog number	Item number	U _n	U _c	I _{max} (8/20)	I _n (8/20)	U _{oc}	U _p at I _n	Remote	Cartridge No	
									L-N	N-PE
TT (1Ph+N)										
STPT23-20K150V-2PG	83230108	120 VAC	150 V	20 kA	10 kA	10 kV	≤ 0.8 kV (L-N) ≤ 1.5 kV (N-PE)	No	SP23-20K150V	SP23-20K-N
STPT23-20K150V-2PGM	83230109	120 VAC	150 V	20 kA	10 kA	10 kV	≤ 0.8 kV (L-N) ≤ 1.5 kV (N-PE)	Yes	SP23-20K150V	SP23-20K-N
STPT23-20K275V-2PG-LF	83230110	230 VAC	275 V	20 kA	10 kA	10 kV	≤ 1.5 kV (L-N) ≤ 1.5 kV (N-PE)	No	SP23-20K275V-LF	SP23-20K-N
STPT23-20K275V-2PG-LFM	83230111	230 VAC	275 V	20 kA	10 kA	10 kV	≤ 1.5 kV (L-N) ≤ 1.5 kV (N-PE)	Yes	SP23-20K275V-LF	SP23-20K-N
STPT23-20K320V-2PG	83230112	230 VAC 277 VAC	320 V	20 kA	10 kA	10 kV	≤ 1.4 kV (L-N) ≤ 1.5 kV (N-PE)	No	SP23-20K320V	SP23-20K-N
STPT23-20K320V-2PGM	83230113	230 VAC 277 VAC	320 V	20 kA	10 kA	10 kV	≤ 1.4 kV (L-N) ≤ 1.5 kV (N-PE)	Yes	SP23-20K320V	SP23-20K-N
TNS (1Ph+N)										
STPT23-20K150V-2P	83230114	120 VAC	150 V	20 kA	10 kA	10 kV	≤ 0.8 kV	No	SP23-20K150V	-
STPT23-20K150V-2PM	83230115	120 VAC	150 V	20 kA	10 kA	10 kV	≤ 0.8 kV	Yes	SP23-20K150V	-
STPT23-20K275V-2P-LF	83230134	230 VAC	275 V	20 kA	10 kA	10 kV	≤ 1.5 kV	No	SP23-20K275V-LF	-
STPT23-20K275V-2P-LFM	83230135	230 VAC	275 V	20 kA	10 kA	10 kV	≤ 1.5 kV	Yes	SP23-20K275V-LF	-
STPT23-20K320V-2P	83230116	230 VAC 277 VAC	320 V	20 kA	10 kA	10 kV	≤ 1.4 kV	No	SP23-20K320V	-
STPT23-20K320V-2PM	83230117	230 VAC 277 VAC	320 V	20 kA	10 kA	10 kV	≤ 1.4 kV	Yes	SP23-20K320V	-

MERSEN reserves the right to change, update or correct, without notice, any information contained in this datasheet.

Surge-Trap® Pluggable STPT23 Series - 20kA

PRODUCT RANGE



STPT23-20K320V-3PM

3 Poles

Catalog number	Item number	U _n	U _c	I _{max} (8/20)	I _n (8/20)	U _{oc}	U _p at I _n	Remote	Cartridge No L-N
TNC (3Ph)									
STPT23-20K150V-3P	83230118	120 / 208 VAC	150 V	20 kA	10 kA	10 kV	≤ 0.8 kV	No	SP23-20K150V
STPT23-20K150V-3PM	83230119	120 / 208 VAC	150 V	20 kA	10 kA	10 kV	≤ 0.8 kV	Yes	SP23-20K150V
STPT23-20K275V-3P-LF	83230120	230 / 400 VAC	275 V	20 kA	10 kA	10 kV	≤ 1.5 kV	No	SP23-20K275V-LF
STPT23-20K275V-3P-LFM	83230121	230 / 400 VAC	275 V	20 kA	10 kA	10 kV	≤ 1.5 kV	Yes	SP23-20K275V-LF
STPT23-20K320V-3P	83230122	230 / 400 VAC 277 / 480 VAC	320 V	20 kA	10 kA	10 kV	≤ 1.4 kV	No	SP23-20K320V
STPT23-20K320V-3PM	83230123	230 / 400 VAC 277 / 480 VAC	320 V	20 kA	10 kA	10 kV	≤ 1.4 kV	Yes	SP23-20K320V



STPT23-20K320V-4PM

4 Poles

Catalog number	Item number	U _n	U _c	I _{max} (8/20)	I _n (8/20)	U _{oc}	U _p at I _n	Remote	Cartridge No L-N N-PE	
TT (3Ph+N)										
STPT23-20K150V-4PG	83230124	120/208 VAC	150 V	20 kA	10 kA	10 kV	≤ 0.8 kV (L-N) ≤ 1.5 kV (N-PE)	No	SP23-20K150V	SP23-20K-N
STPT23-20K150V-4PGM	83230125	120/208 VAC	150 V	20 kA	10 kA	10 kV	≤ 0.8 kV (L-N) ≤ 1.5 kV (N-PE)	Yes	SP23-20K150V	SP23-20K-N
STPT23-20K275V-4PG-LF	83230126	230/400 VAC	275 V	20 kA	10 kA	10 kV	≤ 1.5 kV (L-N) ≤ 1.5 kV (N-PE)	No	SP23-20K275V-LF	SP23-20K-N
STPT23-20K275V-4PG-LFM	83230127	230/400 VAC	275 V	20 kA	10 kA	10 kV	≤ 1.5 kV (L-N) ≤ 1.5 kV (N-PE)	Yes	SP23-20K275V-LF	SP23-20K-N
STPT23-20K320V-4PG	83230128	230/400 VAC 277/400 VAC	320 V	20 kA	10 kA	10 kV	≤ 1.4 kV (L-N) ≤ 1.5 kV (N-PE)	No	SP23-20K320V	SP23-20K-N
STPT23-20K320V-4PGM	83230129	230/400 VAC 277/400 VAC	320 V	20 kA	10 kA	10 kV	≤ 1.4 kV (L-N) ≤ 1.5 kV (N-PE)	Yes	SP23-20K320V	SP23-20K-N
TNS (3Ph+N)										
STPT23-20K150V-4P	83230130	120/208 VAC	150 V	20 kA	10 kA	10 kV	≤ 0.8 kV	No	SP23-20K150V	-
STPT23-20K150V-4PM	83230131	120/208 VAC	150 V	20 kA	10 kA	10 kV	≤ 0.8 kV	Yes	SP23-20K150V	-
STPT23-20K275V-4P-LF	83230136	230/400 VAC	275 V	20 kA	10 kA	10 kV	≤ 1.5 kV	No	SP23-20K275V-LF	-
STPT23-20K275V-4P-LFM	83230137	230/400 VAC	275 V	20 kA	10 kA	10 kV	≤ 1.5 kV	Yes	SP23-20K275V-LF	-
STPT23-20K320V-4P	83230132	230/400 VAC 277/400 VAC	320 V	20 kA	10 kA	10 kV	≤ 1.4 kV	No	SP23-20K320V	-
STPT23-20K320V-4PM	83230133	230/400 VAC 277/400 VAC	320 V	20 kA	10 kA	10 kV	≤ 1.4 kV	Yes	SP23-20K320V	-

MERSEN reserves the right to change, update or correct, without notice, any information contained in this datasheet.

Surge-Trap® Pluggable STPT23 Series - 20kA

PRODUCT RANGE



SP23-20K320V

Replacement cartridges

Catalog number	Item number	U _n	U _c	I _{max} (8/20)	I _n (8/20)	U _{oc}	U _p at I _n
L-N							
SP23-20K150V	83230001	120 VAC	150 V	20 kA	10 kA	10 kV	≤ 0.8 kV
SP23-20K275V-LF	83230003	230 VAC	275 V	20 kA	10 kA	10 kV	≤ 1.5 kV
SP23-20K320V	83230002	230 VAC 277 VAC	320 V	20 kA	10 kA	10 kV	≤ 1.4 kV
N-PE							
SP23-20K-N	83230000	Neutral	255 V	20 kA	10 kA	10 kV	≤ 1.5 kV

Surge-Trap® Monobloc STET23 Series - 20kA with EMI Filter PRODUCT RANGE



STET23-20K275V-SPM

2 Poles

Catalog number	Item number	U _n	U _c	I _{max} (8/20)	I _n (8/20)	U _p at I _n	IL	Remote
TT/TNS (1Ph+N)								
STET23-20K150V-SPM	83230401	120 VAC	150 V	20 kA	10 kA	≤ 0.8 kV	20 A	Yes
STET23-20K275V-SPM	83230403	230 VAC	275 V	20 kA	10 kA	≤ 1.2 kV	20 A	Yes

MERSEN reserves the right to change, update or correct, without notice, any information contained in this datasheet.

Surge-Trap® Monobloc STMT23 Series

PRODUCT RANGE



STMT23-20K275V-SP-SM

2 Poles (Parallel)

Catalog number	Item number	U _n	U _c /MCOV	I _{max} (8/20)	I _n (8/20)	U _{oc}	MLV	U _p at I _n	Remote
TT/TNS (1Ph+N)									
STMT23-20K275V-SP-S	83230510	230 V	275 VAC 365 VDC	20 kA	10 kA	10 kV	≤ 1.4 kV (L-N) ≤ 1.4 kV (N-PE)	≤ 1.4 kV (L-N) ≤ 1.4 kV (N-PE)	No
STMT23-20K275V-SP-SM	83230511	230 V	275 VAC 365 VDC	20 kA	10 kA	10 kV	≤ 1.4 kV (L-N) ≤ 1.4 kV (N-PE)	≤ 1.4 kV (L-N) ≤ 1.4 kV (N-PE)	Yes
STMT23-6K150V-SP-S	83230502	120 V	150 VAC 200 VDC	6 kA	3 kA	6 kV	≤ 0.61 kV (L-N) ≤ 1.03 kV (N-PE)	≤ 0.7 kV (L-N) ≤ 0.9 kV (N-PE)	No
STMT23-6K150V-SP-SM	83230503	120 V	150 VAC 200 VDC	6 kA	3 kA	6 kV	≤ 0.61 kV (L-N) ≤ 1.03 kV (N-PE)	≤ 0.7 kV (L-N) ≤ 0.9 kV (N-PE)	Yes
STMT23-6K20V-SP-S	83230500	12 V	20 VAC 25 VDC	6 kA	3 kA	6 kV	≤ 0.22 kV (L-N) ≤ 0.67 kV (N-PE)	≤ 0.22 kV (L-N) ≤ 0.7 kV (N-PE)	No
STMT23-6K20V-SP-SM	83230501	12 V	20 VAC 25 VDC	6 kA	3 kA	6 kV	≤ 0.22 kV (L-N) ≤ 0.67 kV (N-PE)	≤ 0.22 kV (L-N) ≤ 0.7 kV (N-PE)	Yes
STMT23-6K30V-SP-S	83230504	24 V	30 VAC 36 VDC	6 kA	3 kA	6 kV	≤ 0.26 kV (L-N) ≤ 0.78 kV (N-PE)	≤ 0.22 kV (L-N) ≤ 0.7 kV (N-PE)	No
STMT23-6K30V-SP-SM	83230505	24 V	30 VAC 36 VDC	6 kA	3 kA	6 kV	≤ 0.26 kV (L-N) ≤ 0.78 kV (N-PE)	≤ 0.22 kV (L-N) ≤ 0.7 kV (N-PE)	Yes
STMT23-6K60V-SP-S	83230506	48 V	60 VAC 77 VDC	6 kA	3 kA	6 kV	≤ 0.48 kV (L-N) ≤ 0.93 kV (N-PE)	≤ 0.33 kV (L-N) ≤ 0.7 kV (N-PE)	No
STMT23-6K60V-SP-SM	83230507	48 V	60 VAC 77 VDC	6 kA	3 kA	6 kV	≤ 0.48 kV (L-N) ≤ 0.93 kV (N-PE)	≤ 0.33 kV (L-N) ≤ 0.7 kV (N-PE)	Yes
STMT23-6K75V-SP-S	83230508	60 V	75 VAC 100 VDC	6 kA	3 kA	6 kV	≤ 0.48 kV (L-N) ≤ 0.93 kV (N-PE)	≤ 0.5 kV (L-N) ≤ 0.9 kV (N-PE)	No
STMT23-6K75V-SP-SM	83230509	60 V	75 VAC 100 VDC	6 kA	3 kA	6 kV	≤ 0.48 kV (L-N) ≤ 0.93 kV (N-PE)	≤ 0.5 kV (L-N) ≤ 0.9 kV (N-PE)	Yes

MERSEN reserves the right to change, update or correct, without notice, any information contained in this datasheet.

Surge-Trap® Signal - STS NET

PRODUCT RANGE



STS-NET-CAT5-1P

1 Pole

Catalog number	Item number	U_n	U_c	I_n (8/20)	U_p at I_n	IL	Bandwidth (fg)	Protected Wires	Connection type
CAT 5									
STS-NET-CAT5-1P	83040510	5 V	6 V	0.25 A	≤ 35 V	0.1 A	100 MHz	4 Pairs	RJ45
CAT 6									
STS-NET-CAT6-1P	83040520	5 V	6 V	0.25 A	≤ 35 V	0.1 A	250 MHz	4 Pairs	RJ45
STS-NET-CAT6-PoE-1P	83040525	5 V 48 V	6 V 55 V	0.25 A	≤ 35 V ≤ 130 V	0.1 A 1 A	250 MHz	4 Pairs	RJ45

MERSEN reserves the right to change, update or correct, without notice, any information contained in this datasheet.

Surge-Trap® Signal - STS PLC

PRODUCT RANGE



STS-PLC-30V-2W-C1

2W

Catalog number	Item number	U _n	U _c	I _{max} (8/20)	I _n (8/20)	U _p at I _n	IL	Bandwidth (fg)	Protected Wires	Connection type
STS-PLC-30V-2W	83040220	24 V	30 V	5 kA	5 kA	≤ 45	0.3 A	3 MHz	2 Wires	Spring terminal
STS-PLC-30V-2W-C1	83040221	24 V	30 V	5 kA	5 kA	≤ 50	0.37 A	3 MHz	2 Wires	Spring terminal
STS-PLC-30V-2W-C2	83040222	24 V	30 V	5 kA	5 kA	≤ 60	0.35 A	3 MHz	2 Wires	Spring terminal
STS-PLC-30V-2W-C3	83040223	24 V	30 V	5 kA	5 kA	≤ 40	0.3 A	3 MHz	2 Wires	Spring terminal



STS-PLC-30V-4W1

4W

Catalog number	Item number	U _n	U _c	I _{max} (8/20)	I _n (8/20)	U _p at I _n	IL	Bandwidth (fg)	Protected Wires	Connection type
STS-PLC-30V-4W1	83040211	24 V	30 V	5 kA	5 kA	≤ 120 V	0.5 A	2 MHz	4 Wires	Spring terminal

MERSEN reserves the right to change, update or correct, without notice, any information contained in this datasheet.

Surge-Trap® Signal - STS 485

PRODUCT RANGE



STS485-7V-2W

2W

Catalog number	Item number	U _n	U _c	I _{max} (8/20)	I _n (8/20)	U _p at I _n	IL	Bandwidth (fg)	Protected Wires	Connection type
STS485-7V-2W	83040111	6 V	7 V	10 kA	5 kA	≤ 10 V (L/L)	0.1 A	1 MHz	1 Pair	Terminal
STS485-16V-2W	83040112	12 V	16 V	10 kA	5 kA	≤ 20 V (L/L)	0.1 A	1.2 MHz	1 Pair	Terminal
STS485-27V-2W	83040113	24 V	27 V	10 kA	5 kA	≤ 40 V (L/L)	0.1 A	4 MHz	1 Pair	Terminal
STS485-56V-2W	83040114	48 V	56 V	10 kA	5 kA	≤ 70 V (L/L)	0.1 A	5 MHz	1 Pair	Terminal



STS485-5V-4WG

WG

Catalog number	Item number	U _n	U _c	I _{max} (8/20)	I _n (8/20)	U _p at I _n	IL	Bandwidth (fg)	Protected Wires	Connection type
STS485-5V-4WG	83040120	5 V	5.2 V	10 kA	10 kA	≤ 30 V	0.45 A	60 MHz	2 Pairs + GND	Terminal



STS485-5K15V-3WI

3WI

Catalog number	Item number	U _n	U _c	I _{max} (8/20)	I _n (8/20)	U _p at I _n	IL	Bandwidth (fg)	Protected Wires	Connection type
STS485-5K15V-3WI	83040100	12 V	15 V	10 kA	5 kA	≤ 45 V (L/L) ≤ 400 V (L-PE)	0.25 A	10 MHz	1 Pair + GND	Terminal

MERSEN reserves the right to change, update or correct, without notice, any information contained in this datasheet.

Surge-Trap® Signal - STS RF

PRODUCT RANGE



STS-RF-N

RF

Catalog number	Item number	U _n	U _c	I _{max} (8/20)	I _n (8/20)	U _p at I _n	Bandwidth (fg)	Impedance	Max. Power
UHF (m-f)									
STS-RF-N	83040715	24 V	230 V	20 kA	10 kA	≤ 600 V	3000 MHz	75 Ω (ohm)	100 W
F (m-f)									
STS-RF-F	83040725	24 V	230 V	20 kA	10 kA	≤ 600 V	2500 MHz	75 Ω (ohm)	100 W
N (m-f)									
STS-RF-UHF	83040735	24 V	230 V	20 kA	10 kA	≤ 600 V	3000 MHz	50 Ω (ohm)	150 W

MERSEN reserves the right to change, update or correct, without notice, any information contained in this datasheet.

Surge-Trap® Signal - STS TEL

PRODUCT RANGE



STS-TEL-ADSL

DIN RAIL

Catalog number	Item number	U _n	U _c	I _{max} (8/20)	I _n (8/20)	U _p at I _n	IL	Bandwidth (fg)	Protected Wires	Connection type
STS-TEL-ADSL	83040610	50 V	180 V	10 kA	5 kA	≤ 200 V	0.1 A	3 MHz	1 Pair	Terminal

MERSEN reserves the right to change, update or correct, without notice, any information contained in this datasheet.

Surge-Trap® Pluggable STPT1+2 Series - 5kA PV

PRODUCT RANGE



STPT12-5K1000V-YPVM

Large-scale and rooftop PV

Catalog number	Item number	Number of poles/ phases	Ucpv	Iscpv	Iimp (10/350)	I _{max} (8/20)	I _n (8/20)	U _p at I _n	Remote	Cartridge No L-N
YPV										
STPT12-5K1000V-YPV	83120167	3	1060 VDC	10 kA	5 kA	40 kA	20 kA	≤ 4 kV	No	SP12-5K1000V-PV
STPT12-5K1000V-YPVM	83120168	3	1060 VDC	10 kA	5 kA	40 kA	20 kA	≤ 4 kV	Yes	SP12-5K1000V-PV
STPT12-5K1500V-YPV	83120193	3	1500 VDC	10 kA	5 kA	40 kA	15 kA	≤ 5 kV	No	SP12-5K1500V-PV
STPT12-5K1500V-YPVM	83120194	3	1500 VDC	10 kA	5 kA	40 kA	15 kA	≤ 5 kV	Yes	SP12-5K1500V-PV



STPT12-5K1000V-8YPVM

Multipole for multiple MPPT inverters

Catalog number	Item number	Number of poles/ phases	Ucpv	Iscpv	Iimp (10/350)	I _{max} (8/20)	I _n (8/20)	U _p at I _n	Remote	Cartridge No L-N
Multiple MPPT										
STPT12-5K1000V-5YPVM	83120192	5	1060 VDC	10 kA	5 kA	40 kA	20 kA	≤ 4 kV	Yes	SP12-5K1000V-PV
STPT12-5K1000V-8YPVM	83120190	8	1060 VDC	10 kA	5 kA	40 kA	20 kA	≤ 4 kV	Yes	SP12-5K1000V-PV



SP12-5K1000V-PV

Replacement cartridges

Catalog number	Item number	Ucpv	Iscpv	Iimp (10/350)	I _{max} (8/20)	I _n (8/20)	U _p at I _n
SP12-5K1000V-PV	83120011	1060 VDC	10 kA	5 kA	40 kA	20 kA	≤ 4 kV
SP12-5K1500V-PV	83120023	750 VDC	10 kA	5 kA	40 kA	15 kA	≤ 2,5 kV

MERSEN reserves the right to change, update or correct, without notice, any information contained in this datasheet.

Surge-Trap® Pluggable STPT2 Series - 40kA PV

PRODUCT RANGE



STPT2-40K1500V-YPVM

Large-scale and rooftop PV

Catalog number	Item number	Number of poles/phases	Ucpv	Iscpv	I _{max} (8/20)	I _n (8/20)	U _p at I _n	Remote	Cartridge No L-N
Y PV									
STPT2-40K600V-YPV	83020138	3	660 VDC	10 kA	40 kA	20 kA	≤ 2.6 kV	No	SP2-40K600V-PV
STPT2-40K600V-YPVM	83020139	3	660 VDC	10 kA	40 kA	20 kA	≤ 2.6 kV	Yes	SP2-40K600V-PV
STPT2-40K1000V-YPV	83020140	3	1060 VDC	10 kA	40 kA	20 kA	≤ 4 kV	No	SP2-40K1000V-PV
STPT2-40K1000V-YPVM	83020141	3	1060 VDC	10 kA	40 kA	20 kA	≤ 4 kV	Yes	SP2-40K1000V-PV
STPT2-40K1500V-YPV	83020158	3	1500 VDC	10 kA	40 kA	15 kA	≤ 5 kV	No	SP2-40K1500V-PV
STPT2-40K1500V-YPVM	83020159	3	1500 VDC	10 kA	40 kA	15 kA	≤ 5 kV	Yes	SP2-40K1500V-PV



STPT2-40K60V-2PM

Self-consumption PV

Catalog number	Item number	Number of poles/phases	Ucpv	Iscpv	I _{max} (8/20)	I _n (8/20)	U _p at I _n	Remote	Cartridge No L-N
U PV									
STPT2-40K60V-2P	83020128	2	65 VDC	1 kA	40 kA	20 kA	≤ 0.7 kV	No	SP2-40K60V
STPT2-40K60V-2PM	83020129	2	65 VDC	1 kA	40 kA	20 kA	≤ 0.7 kV	Yes	SP2-40K60V
STPT2-40K75V-2P	83020130	2	80 VDC	1 kA	40 kA	20 kA	≤ 0.8 kV	No	SP2-40K75V
STPT2-40K75V-2PM	83020131	2	80 VDC	1 kA	40 kA	20 kA	≤ 0.8 kV	Yes	SP2-40K75V



STPT2-40K1000V-8YPVM

Multipole for multiple MPPT inverters

Catalog number	Item number	Number of poles/phases	Ucpv	Iscpv	I _{max} (8/20)	I _n (8/20)	U _p at I _n	Remote	Cartridge No L-N
Multiple MPPT									
STPT2-40K1000V-5YPVM	83020188	5	1060 VDC	10 kA	40 kA	20 A	≤ 4 kV	Yes	SP2-40K1000V-PV
STPT2-40K1000V-8YPVM	83020204	8	1060 VDC	10 kA	40 kA	20 A	≤ 4 kV	Yes	SP2-40K1000V-PV

MERSEN reserves the right to change, update or correct, without notice, any information contained in this datasheet.

Surge-Trap® Pluggable STPT2 Series - 40kA PV

PRODUCT RANGE



SP2-40K1500V-PV

Replacement cartridges

Catalog number	Item number	Ucpv	Iscpv	I _{max} (8/20)	I _n (8/20)	U _p at I _n
PV						
SP2-40K60V	83020008	65 VDC	1 kA	40 kA	20 kA	≤ 0.35 kV
SP2-40K75V	83020009	80 VDC	1 kA	40 kA	20 kA	≤ 0.4 kV
SP2-40K600V-PV	83020005	330 VDC	10 kA	40 kA	20 kA	≤ 1.3 kV
SP2-40K1000V-PV	83020006	530 VDC	10 kA	40 kA	20 kA	≤ 2 kV
SP2-40K1500V-PV	83020010	750 VDC	10 kA	40 kA	15 kA	≤ 2.5 kV

MERSEN reserves the right to change, update or correct, without notice, any information contained in this datasheet.

Surge-Trap® Type 2+3 - for LED Lighting

PRODUCT RANGE



STLT23-10K320V-C12

STL

Catalog number	Item number	U _n	U _c	I _{max} (8/20)	I _n (8/20)	U _{oc}	U _p at I _n	IL
C12 (1Ph+N / 2Ph-Universal)								
STLT23-10K320V-C12	83230302	230 VAC	320 V	10 kA	5 kA	10 kV	≤ 1.5 kV (L-N) ≤ 1.8 kV (L/N-GND)	10 A
C2 (1Ph+N)								
STLT23-10K320V-C2-WD	83230323	230 VAC	320 V	10 kA	5 kA	10 kV	≤ 1.5 kV (L-N)	2.5 A
C4 (1Ph+N)								
STLT23-10K320V-C4-WD	83230322	230 VAC	320 V	10 kA	5 kA	10 kV	≤ 1.5 kV (L-N) ≤ 1.8 kV (N-PE)	2.5 A



STLBT23-20K275V-C4-DD

STLB

Catalog number	Item number	U _n	U _c	I _{max} (8/20)	I _n (8/20)	U _{oc}	U _p at I _n	IL
C4 (1Ph+N)								
STLBT23-20K275V-C4-DD	83230321	230 VAC	275 V	20 kA	10 kA	20 kV	≤ 1.5 kV (L-N) ≤ 1.8 kV (N-PE)	2.5 A

MERSEN reserves the right to change, update or correct, without notice, any information contained in this datasheet.

Surge-Trap® Monobloc STMT23 Series for fusebox

PRODUCT RANGE



STMT23-10K320V-SP-SF

2 Poles (Series/Parallel) for Fusebox

Catalog number	Item number	U _n	U _c	I _{max} (8/20)	I _n (8/20)	U _{oc}	U _p at I _n
C4 (1Ph+N)							
STMT23-10K320V-SP-SF	83230512	230 VAC	320 V	10 kA	5 kA	10 kV	≤ 1.5 kV (L-N) ≤ 1.8 kV (N-PE)

MERSEN reserves the right to change, update or correct, without notice, any information contained in this datasheet.

Surge-Trap® PCB Socket

PRODUCT RANGE



SB-PCB-1000PV-M

Photovoltaic (DC)

Catalog number	Item number	Ucpv	Remote	Cartridge No L-N
SB-PCB-1000PV-M	83050133	1000 VDC	Yes	SP2-40K1000V-PV
SB-PCB-1500PV-M	83050135	1500 VDC	Yes	SP2-40K1500V-PV



SB-PCB-275V-M

AC

Catalog number	Item number	Uc	Remote	Cartridge No L-N
SB-PCB-275V-M	83050119	275 V	Yes	SP2-40K275V
SB-PCB-320V-M	83050121	320 V	Yes	SP2-40K320V
SB-PCB-440V-M	83050123	440 V	Yes	SP2-40K440V
SB-PCB-750V-M	83050127	750 V	Yes	SP2-30K750V

MERSEN reserves the right to change, update or correct, without notice, any information contained in this datasheet.



HIGH SPEED FUSES
FOR SEMICONDUCTOR
PROTECTION



IEC HIGH-SPEED CYLINDRICAL FUSE-LINKS AC PROTECTION 292 - 296

Protistor® size 10x38 aR (URB/D/L)292
 Protistor® size 10x38 gR292
 Protistor® size 14x51 aR293
 Protistor® size 14x51 gR293
 Protistor® size 22x58 aR294
 Protistor® size 22x58 gR295
 Protistor® size 27x60 aR (URGD)295
 Protistor® size 27x60 gR (gRB)296



FUSE HOLDERS FOR HIGH-SPEED CYLINDRICAL FUSE-LINKS 297 - 304

Modulostar® CUS10297
 UltraSafe™ US14298
 UltraSafe™ US22300
 Modulostar® CMS27 - Ultrasafe™ US27302
 Modulostar® CUSCC304



SQUARE BODY HIGH-SPEED FUSE-LINKS AC PROTECTION 305 - 328

Protistor® size 30 aR305
 Protistor® size 31 aR307
 Protistor® size 32 aR310
 Protistor® size 33 aR313
 Protistor® size 2x32 and 2x33 aR316
 Protistor® size 70 aR317
 Protistor® size 71 aR319
 Protistor® size 72 aR321
 Protistor® size 73 aR323
 Protistor® size 2x72 and 2x73 aR325
 Protistor® size 70 gR326
 Protistor® size 71 gR326
 Protistor® size 72 gR327
 Protistor® size 73 gR328



MICROSWITCHES 329

Microswitches for Protistor® fuse-links329



SQUARE BODY HIGH-SPEED FUSE-LINKS AC PROTECTION 330

Protistor® size 000/00 aR330



NH SQUARE BODY HIGH-SPEED FUSE-LINKS AC PROTECTION 332 - 334

Protistor® size NH 000, 00, 0, 1, 2, 3 aR332
 Protistor® size NH 000, 00, 1, 2, 3 gS334



MICROSWITCHES 335

Microswitches for Protistor NH fuse-links335

Protistor® size 10x38 aR (URB/D/L)
500 to 600VAC

PRODUCT RANGE



A060UD0.125T13

Size 10x38 aR 600VAC without striker

Catalog number	Item number	Rated voltage AC (IEC)	Rated current I _n	Clearing I ² t at Rated Voltage	Rated breaking capacity AC	Power dissipation at I _n	Package	Weight
A060UD0.100T13	H077632	600 V	0.1 A	0.0012 A ² s	200 kA	0.4 W	10	8 g
A060UD0.125T13	J077633	600 V	0.125 A	0.0023 A ² s	200 kA	0.44 W	10	8 g
A060UD0.160T13	K077634	600 V	0.16 A	0.0052 A ² s	200 kA	0.48 W	10	8 g
A060UD0.200T13	L077635	600 V	0.2 A	0.008 A ² s	200 kA	0.58 W	10	8 g
A060UD0.250T13	M077636	600 V	0.25 A	0.018 A ² s	200 kA	0.6 W	10	8 g
A060UD0.315T13	N077637	600 V	0.315 A	0.033 A ² s	200 kA	0.73 W	10	8 g
A060UD0.400T13	P077638	600 V	0.4 A	0.056 A ² s	200 kA	0.8 W	10	8 g
A060UD0.500T13	Q077639	600 V	0.5 A	0.1 A ² s	200 kA	0.8 W	10	8 g
A060UD0.630T13	R077640	600 V	0.63 A	0.18 A ² s	200 kA	0.9 W	10	8 g



A050URD1T13I

Size 10x38 aR 500VAC with striker

Catalog number	Item number	Rated voltage AC (IEC)	Rated current I _n	Pre-arcing I ² t	Clearing I ² t at Rated Voltage	Rated breaking capacity AC	Power dissipation at I _n	Package	Weight
A050URD1T13I	P076925	500 V	1 A	0.4 A ² s	3.6 A ² s	50 kA	0.7 W	10	9.2 g
A050URD1.2T13I	H076597	500 V	1.25 A	0.13 A ² s	1.7 A ² s	50 kA	0.91 W	10	9.2 g
A050URD1.6T13I	G076596	500 V	1.6 A	0.31 A ² s	2.2 A ² s	50 kA	1 W	10	9.2 g
A050URD2T13I	Q076926	500 V	2 A	0.65 A ² s	3.1 A ² s	50 kA	1.1 W	10	9.2 g
A050URD2.5T13I	F076595	500 V	2.5 A	1.65 A ² s	5.9 A ² s	50 kA	1.1 W	10	9.2 g
A050URD3T13I	R076927	500 V	3.15 A	2.8 A ² s	9 A ² s	50 kA	1.5 W	10	9.2 g
A050URD4T13I	S076928	500 V	4 A	5.3 A ² s	16 A ² s	50 kA	1.8 W	10	9.2 g
A050URD5T13I	T076929	500 V	5 A	12.7 A ² s	36 A ² s	50 kA	0.8 W	10	9.2 g
A050URB6T13I	V076930	500 V	6 A	1.3 A ² s	47 A ² s	50 kA	1.35 W	10	9.2 g
A050URB8T13I	W076931	500 V	8 A	2.3 A ² s	80 A ² s	50 kA	1.585 W	10	9.2 g
A050URB10T13I	X076932	500 V	10 A	3.6 A ² s	110 A ² s	50 kA	1.9 W	10	9.2 g
A050URB12T13I	Y076933	500 V	12 A	5.25 A ² s	150 A ² s	50 kA	2.3 W	10	9.2 g
A050URB16T13I	Z076934	500 V	16 A	9.3 A ² s	200 A ² s	50 kA	3.1 W	10	9.2 g
A050URB20T13I	A076935	500 V	20 A	16 A ² s	290 A ² s	50 kA	3.2 W	10	9.2 g
A050URL25T13I	B076936	500 V	25 A	37 A ² s	580 A ² s	50 kA	4.25 W	10	9.2 g
A050URL30T13I	C076937	500 V	30 A	58 A ² s	900 A ² s	50 kA	5.1 W	10	9.2 g

Protistor® size 10x38 gR
690VAC

PRODUCT RANGE



FR10GR69V3

Size 10x38 gR 690VAC without striker

Catalog number	Item number	Rated voltage AC (IEC)	Rated current I _n	Pre-arcing I ² t	Clearing I ² t at Rated Voltage	Rated breaking capacity AC	Power dissipation at I _n	Package	Weight
FR10GR69V1	L1014563	690 V	1 A	0.17 A ² s	0.48 A ² s	160 kA	0.8 W	10	8 g
FR10GR69V1.25	N1014565	690 V	1.25 A	0.18 A ² s	0.55 A ² s	160 kA	1.5 W	10	8 g
FR10GR69V1.5	P1014566	690 V	1.5 A	0.31 A ² s	0.8 A ² s	160 kA	1.2 W	10	8 g
FR10GR69V2	Q1014567	690 V	2 A	0.94 A ² s	2.5 A ² s	160 kA	1.3 W	10	8 g
FR10GR69V2.5	T1014570	690 V	2.5 A	1.65 A ² s	4.5 A ² s	160 kA	1.4 W	10	8 g
FR10GR69V3	V1014571	690 V	3 A	2.83 A ² s	7.8 A ² s	160 kA	1.5 W	10	8 g
FR10GR69V4	W1014572	690 V	4 A	6.7 A ² s	12 A ² s	160 kA	1.7 W	10	8 g
FR10GR69V5	X1014573	690 V	5 A	7 A ² s	30 A ² s	160 kA	0.9 W	10	8 g
FR10GR69V6	Y1014574	690 V	6 A	9 A ² s	40 A ² s	160 kA	1.4 W	10	8 g
FR10GR69V8	Z1014575	690 V	8 A	5.4 A ² s	35 A ² s	160 kA	1.9 W	10	8 g
FR10GR69V10	A1014576	690 V	10 A	6.7 A ² s	55 A ² s	160 kA	2.1 W	10	8 g
FR10GR69V12.5	C1014578	690 V	12.5 A	11 A ² s	90 A ² s	160 kA	2.8 W	10	8 g
FR10GR69V16	D1014579	690 V	16 A	19 A ² s	140 A ² s	160 kA	3 W	10	8 g
FR10GR69V20	E1014580	690 V	20 A	39 A ² s	245 A ² s	160 kA	3.7 W	10	8 g
FR10GR69V25	F1014581	690 V	25 A	69 A ² s	425 A ² s	160 kA	4.3 W	10	8 g
FR10GR69V30	G1014582	690 V	30 A	107 A ² s	675 A ² s	160 kA	4.8 W	10	8 g
FR10GR69V32	H1014583	690 V	32 A	154 A ² s	945 A ² s	160 kA	5.1 W	10	8 g

MERSEN reserves the right to change, update or correct, without notice, any information contained in this datasheet.

Protistor® size 14x51 aR
690VAC (IEC) / 700VAC (UL)

PRODUCT RANGE



FR14AR69V16T

Size 14x51 aR with striker

Catalog number	Item number	Rated voltage AC (IEC)	Rated current I _n	Pre-arcing I ² t	Clearing I ² t at Rated Voltage	Rated breaking capacity AC	Power dissipation at I _n	Package	Weight
FR14AR69V6T	P1056656	690 V	6 A	2.4 A ² s	20 A ² s	160 kA	1.5 W	10	20 g
FR14AR69V8T	Q1056657	690 V	8 A	3.3 A ² s	30 A ² s	160 kA	2 W	10	20 g
FR14AR69V10T	R1056658	690 V	10 A	4.3 A ² s	40 A ² s	160 kA	3 W	10	20 g
FR14AR69V12T	S1056659	690 V	12 A	5.4 A ² s	55 A ² s	160 kA	4 W	10	20 g
FR14AR69V16T	T1056660	690 V	16 A	11.3 A ² s	100 A ² s	160 kA	5 W	10	20 g
FR14AR69V20T	V1056661	690 V	20 A	21.7 A ² s	160 A ² s	160 kA	5.5 W	10	20 g
FR14AR69V25T	W1056662	690 V	25 A	45.3 A ² s	345 A ² s	160 kA	6 W	10	20 g
FR14AR69V32T	X1056663	690 V	32 A	77.4 A ² s	500 A ² s	160 kA	7.7 W	10	20 g
FR14AR69V40T	Y1056664	690 V	40 A	129.6 A ² s	850 A ² s	160 kA	9.2 W	10	20 g
FR14AR69V50T	Z1056665	690 V	50 A	241.1 A ² s	1500 A ² s	160 kA	11.2 W	10	20 g
FR14AR69V63T	A1056666	690 V	63 A	428.6 A ² s	2600 A ² s	160 kA	14.3 W	10	20 g




FR14AR69V50

Size 14x51 aR without striker

Catalog number	Item number	Rated voltage AC (IEC)	Rated current I _n	Pre-arcing I ² t	Clearing I ² t at Rated Voltage	Rated breaking capacity AC	Power dissipation at I _n	Package	Weight
FR14AR69V6	H1027325	690 V	6 A	2.4 A ² s	20 A ² s	160 kA	1.5 W	10	20 g
FR14AR69V8	J1027326	690 V	8 A	3.3 A ² s	30 A ² s	160 kA	2 W	10	20 g
FR14AR69V10	K1027327	690 V	10 A	4.3 A ² s	40 A ² s	160 kA	3 W	10	20 g
FR14AR69V12	L1027328	690 V	12 A	5.4 A ² s	55 A ² s	160 kA	4 W	10	20 g
FR14AR69V16	M1027329	690 V	16 A	11.3 A ² s	100 A ² s	160 kA	5 W	10	20 g
FR14AR69V20	N1027330	690 V	20 A	21.7 A ² s	160 A ² s	160 kA	5.5 W	10	20 g
FR14AR69V25	P1027331	690 V	25 A	45.3 A ² s	345 A ² s	160 kA	6 W	10	20 g
FR14AR69V32	Q1027332	690 V	32 A	77.4 A ² s	500 A ² s	160 kA	7.7 W	10	20 g
FR14AR69V40	R1027333	690 V	40 A	129.6 A ² s	850 A ² s	160 kA	9.2 W	10	20 g
FR14AR69V50	S1027334	690 V	50 A	241.1 A ² s	1500 A ² s	160 kA	11.2 W	10	20 g
FR14AR69V63	T1027335	690 V	63 A	428.6 A ² s	2600 A ² s	160 kA	14.3 W	10	20 g

Protistor® size 14x51 gR
690VAC (IEC) / 700VAC (UL)

PRODUCT RANGE



FR14GR69V63T

CP 14x51 gR with striker

Catalog number	Item number	Rated voltage AC (IEC)	Rated current I _n	Pre-arcing I ² t	Clearing I ² t at Rated Voltage	Rated breaking capacity AC	Power dissipation at I _n	Package	Weight
FR14GR69V2T	D1017178	690 V	2 A	0.9 A ² s	1.8 A ² s	160 kA	1.75 W	10	20 g
FR14GR69V4T	E1017179	690 V	4 A	6.7 A ² s	13 A ² s	160 kA	2.9 W	10	20 g
FR14GR69V6T	F1017180	690 V	6 A	8 A ² s	35 A ² s	160 kA	2 W	10	20 g
FR14GR69V8T	G1017181	690 V	8 A	4.3 A ² s	40 A ² s	160 kA	2.25 W	10	20 g
FR14GR69V10T	H1017182	690 V	10 A	4.3 A ² s	45 A ² s	160 kA	2.95 W	10	20 g
FR14GR69V12T	J1017183	690 V	12 A	5.4 A ² s	60 A ² s	160 kA	4.1 W	10	20 g
FR14GR69V16T	K1017184	690 V	16 A	13.1 A ² s	125 A ² s	160 kA	4.65 W	10	20 g
FR14GR69V20T	L1017185	690 V	20 A	26.8 A ² s	230 A ² s	160 kA	4.8 W	10	20 g
FR14GR69V25T	M1017186	690 V	25 A	52.5 A ² s	385 A ² s	160 kA	5.95 W	10	20 g
FR14GR69V32T	Q1017189	690 V	32 A	96.7 A ² s	700 A ² s	160 kA	6.9 W	10	20 g
FR14GR69V40T	S1017191	690 V	40 A	210 A ² s	1050 A ² s	160 kA	7.5 W	10	20 g
FR14GR69V50T	T1017192	690 V	50 A	387 A ² s	2250 A ² s	160 kA	8.75 W	10	20 g
FR14GR69V63T	V1017193	690 V	63 A	617 A ² s	2900 A ² s	160 kA	12.5 W	10	20 g

MERSEN reserves the right to change, update or correct, without notice, any information contained in this datasheet.

Protistor® size 14x51 gR
690VAC (IEC) / 700VAC (UL)

PRODUCT RANGE



FR14GR69V63

CP 14x51 gR without striker

Catalog number	Item number	Rated voltage AC (IEC)	Rated current I _n	Pre-arcing I ² t	Clearing I ² t at Rated Voltage	Rated breaking capacity AC	Power dissipation at I _n	Package	Weight
FR14GR69V1	X1017195	690 V	1 A	0.2 A ² s	0.3 A ² s	160 kA	1.15 W	10	20 g
FR14GR69V2	Y1017196	690 V	2 A	0.9 A ² s	1.8 A ² s	160 kA	1.75 W	10	20 g
FR14GR69V4	Z1017197	690 V	4 A	6.7 A ² s	13 A ² s	160 kA	2.9 W	10	20 g
FR14GR69V6	A1017198	690 V	6 A	8 A ² s	35 A ² s	160 kA	2 W	10	20 g
FR14GR69V8	B1017199	690 V	8 A	4.3 A ² s	40 A ² s	160 kA	2.25 W	10	20 g
FR14GR69V10	C1017200	690 V	10 A	4.3 A ² s	45 A ² s	160 kA	2.95 W	10	20 g
FR14GR69V12	D1017201	690 V	12 A	5.4 A ² s	60 A ² s	160 kA	4.1 W	10	20 g
FR14GR69V16	E1017202	690 V	16 A	13.1 A ² s	125 A ² s	160 kA	4.65 W	10	20 g
FR14GR69V20	F1017203	690 V	20 A	26.8 A ² s	230 A ² s	160 kA	4.8 W	10	20 g
FR14GR69V25	G1017204	690 V	25 A	52.5 A ² s	385 A ² s	160 kA	5.95 W	10	20 g
FR14GR69V32	H1017205	690 V	32 A	96.7 A ² s	700 A ² s	160 kA	6.9 W	10	20 g
FR14GR69V40	J1017206	690 V	40 A	210 A ² s	1050 A ² s	160 kA	7.5 W	10	20 g
FR14GR69V50	K1017207	690 V	50 A	387 A ² s	2250 A ² s	160 kA	8.75 W	10	20 g
FR14GR69V63	L1017208	690 V	63 A	617 A ² s	2900 A ² s	160 kA	12.5 W	10	20 g

Protistor® size 22x58 aR
690VAC (IEC) / 700VAC (UL)

PRODUCT RANGE



FR22AR69V135T

Size 22x58 aR with striker

Catalog number	Item number	Rated voltage AC (IEC)	Rated current I _n	Pre-arcing I ² t	Clearing I ² t at Rated Voltage	Rated breaking capacity AC	Power dissipation at I _n	Package	Weight
FR22AR69V25T	B1056667	690 V	25 A	32.4 A ² s	300 A ² s	160 kA	8.5 W	10	57 g
FR22AR69V32T	C1056668	690 V	32 A	60.3 A ² s	650 A ² s	160 kA	10.5 W	10	57 g
FR22AR69V40T	D1056669	690 V	40 A	101.8 A ² s	950 A ² s	160 kA	12 W	10	57 g
FR22AR69V50T	E1056670	690 V	50 A	217.6 A ² s	1850 A ² s	160 kA	13.4 W	10	57 g
FR22AR69V63T	F1056671	690 V	63 A	386.8 A ² s	3100 A ² s	160 kA	15.5 W	10	57 g
FR22AR69V80T	G1056672	690 V	80 A	840.1 A ² s	6800 A ² s	160 kA	16 W	10	57 g
FR22AR69V100T	H1056673	690 V	100 A	1890 A ² s	13000 A ² s	160 kA	17.8 W	10	57 g
FR22AR69V125T	J1056674	690 V	125 A	2897 A ² s	15500 A ² s	160 kA	22.8 W	10	57 g
FR22AR69V135T	K1056675	690 V	135 A	3360 A ² s	18500 A ² s	160 kA	27 W	10	57 g



FR22AR69V63

Size 22x58 aR without striker

Catalog number	Item number	Rated voltage AC (IEC)	Rated current I _n	Pre-arcing I ² t	Clearing I ² t at Rated Voltage	Rated breaking capacity AC	Power dissipation at I _n	Package	Weight
FR22AR69V25	Y1027316	690 V	25 A	32.4 A ² s	300 A ² s	160 kA	8.5 W	10	57 g
FR22AR69V32	Z1027317	690 V	32 A	60.3 A ² s	650 A ² s	160 kA	10.5 W	10	57 g
FR22AR69V40	A1027318	690 V	40 A	101.8 A ² s	950 A ² s	160 kA	12 W	10	57 g
FR22AR69V50	B1027319	690 V	50 A	217.6 A ² s	1850 A ² s	160 kA	13.4 W	10	57 g
FR22AR69V63	C1027320	690 V	63 A	386.8 A ² s	3100 A ² s	160 kA	15.5 W	10	57 g
FR22AR69V80	D1027321	690 V	80 A	840.1 A ² s	6800 A ² s	160 kA	16 W	10	57 g
FR22AR69V100	E1027322	690 V	100 A	1890 A ² s	13000 A ² s	160 kA	17.8 W	10	57 g
FR22AR69V125	F1027323	690 V	125 A	2897 A ² s	15500 A ² s	160 kA	22.8 W	10	57 g
FR22AR69V135	G1027324	690 V	135 A	3360 A ² s	18500 A ² s	160 kA	27 W	10	57 g

MERSEN reserves the right to change, update or correct, without notice, any information contained in this datasheet.

Protistor® size 22x58 gR
690VAC (IEC) / 700VAC (UL)

PRODUCT RANGE



FR22GR69V12T

CP 22x58 gR with striker

Catalog number	Item number	Rated voltage AC (IEC)	Rated current I _n	Pre-arcing I ² t	Clearing I ² t at Rated Voltage	Rated breaking capacity AC	Power dissipation at I _n	Package	Weight
FR22GR69V12T	W1018620	690 V	12 A	5.4 A ² s	60 A ² s	160 kA	4.4 W	10	60 g
FR22GR69V16T	X1018621	690 V	16 A	13.1 A ² s	125 A ² s	160 kA	4.65 W	10	60 g
FR22GR69V20T	Y1018622	690 V	20 A	17.1 A ² s	160 A ² s	160 kA	7 W	10	60 g
FR22GR69V25T	Z1018623	690 V	25 A	38.6 A ² s	315 A ² s	160 kA	7.65 W	10	60 g
FR22GR69V32T	A1018624	690 V	32 A	77.4 A ² s	670 A ² s	160 kA	9.1 W	10	60 g
FR22GR69V40T	B1018625	690 V	40 A	154 A ² s	1050 A ² s	160 kA	9.5 W	10	60 g
FR22GR69V50T	C1018626	690 V	50 A	292 A ² s	2050 A ² s	160 kA	11.8 W	10	60 g
FR22GR69V63T	D1018627	690 V	63 A	519 A ² s	3350 A ² s	160 kA	13.6 W	10	60 g
FR22GR69V80T	E1018628	690 V	80 A	1240 A ² s	7600 A ² s	160 kA	13.8 W	10	60 g
FR22GR69V100T	F1018629	690 V	100 A	2470 A ² s	14500 A ² s	160 kA	16 W	10	60 g
FR22GR69V125T	G1018630	690 V	125 A	3360 A ² s	16800 A ² s	160 kA	22.8 W	10	60 g
FR22GR69V135T	H1018631	690 V	135 A	4390 A ² s	19800 A ² s	160 kA	25.5 W	10	60 g



FR22GR69V12

CP 22x58 gR without striker

Catalog number	Item number	Rated voltage AC (IEC)	Rated current I _n	Pre-arcing I ² t	Clearing I ² t at Rated Voltage	Rated breaking capacity AC	Power dissipation at I _n	Package	Weight
FR22GR69V12	W1018551	690 V	12 A	5.4 A ² s	60 A ² s	160 kA	4.4 W	10	60 g
FR22GR69V16	X1018552	690 V	16 A	13.1 A ² s	125 A ² s	160 kA	4.65 W	10	60 g
FR22GR69V20	Y1018553	690 V	20 A	17.1 A ² s	160 A ² s	160 kA	7 W	10	60 g
FR22GR69V25	Z1018554	690 V	25 A	38.6 A ² s	315 A ² s	160 kA	7.65 W	10	60 g
FR22GR69V32	A1018555	690 V	32 A	77.4 A ² s	670 A ² s	160 kA	9.1 W	10	60 g
FR22GR69V40	B1018556	690 V	40 A	154 A ² s	1050 A ² s	160 kA	9.5 W	10	60 g
FR22GR69V50	C1018557	690 V	50 A	292 A ² s	2050 A ² s	160 kA	11.8 W	10	60 g
FR22GR69V63	D1018558	690 V	63 A	519 A ² s	3350 A ² s	160 kA	13.6 W	10	60 g
FR22GR69V80	E1018559	690 V	80 A	1240 A ² s	7600 A ² s	160 kA	13.8 W	10	60 g
FR22GR69V100	F1018560	690 V	100 A	2470 A ² s	14500 A ² s	160 kA	16 W	10	60 g
FR22GR69V125	G1018561	690 V	125 A	3360 A ² s	16800 A ² s	160 kA	22.8 W	10	60 g
FR22GR69V135	H1018562	690 V	135 A	4390 A ² s	19800 A ² s	160 kA	25.5 W	10	60 g

Protistor® size 27x60 aR (URGD)
600VAC to 690VAC

PRODUCT RANGE



FR27UD69V125T

Size 27x60 aR (URGD) 600 to 690VAC with trip-indicator

Catalog number	Item number	Rated voltage AC (IEC)	Rated current I _n	Pre-arcing I ² t	Rated breaking capacity AC	Power dissipation at I _n	Operating I ² t at Rated Voltage	Package	Weight
FR27UD69V63T	A076820	690 V	63 A	0.405 kA ² s	200 kA	22 W	1.84 kA ² s	10	80 g
FR27UD69V80T	B076821	690 V	80 A	0.86 kA ² s	200 kA	24.6 W	3.75 kA ² s	10	80 g
FR27UD69V100T	C076822	690 V	100 A	1.62 kA ² s	200 kA	27 W	6.8 kA ² s	10	80 g
FR27UD69V125T	D076823	690 V	125 A	3.425 kA ² s	200 kA	29.9 W	13.6 kA ² s	10	80 g
FR27UD69V160T	E076824	690 V	160 A	6.48 kA ² s	200 kA	32.5 W	24.6 kA ² s	10	80 g
FR27UD69V200T	F076825	690 V	200 A	13.7 kA ² s	200 kA	35.7 W	61.5 kA ² s	10	80 g
FR27UD60V250T	W076264	600 V	250 A	29.6 kA ² s	200 kA	40 W	107 kA ² s	10	80 g

MERSEN reserves the right to change, update or correct, without notice, any information contained in this datasheet.

Protistor® size 27x60 gR (gRB)
800VAC (IEC)

PRODUCT RANGE



FR27GB80V110T

Size 27x60 gRB 800VAC with trip-indicator

Catalog number	Item number	Size	Rated voltage AC (IEC)	Rated current I _n	Clearing I ² t at Rated Voltage	Rated breaking capacity AC	Power dissipation at I _n	Package	Weight
FR27GB80V8T	R221436	26x60	800 V	8 A	70 A ² s	90 kA	2 W	3/10	80 g
FR27GB80V100T	D221447	26x60	800 V	100 A	19000 A ² s	90 kA	13 W	3/10	80 g
FR27GB80V110T	E221448	26x60	800 V	110 A	27000 A ² s	90 kA	14 W	3/10	80 g
FR27GB80V10T	S221437	26x60	800 V	10 A	100 A ² s	90 kA	2.3 W	3/10	80 g
FR27GB80V12T	T221438	26x60	800 V	12 A	180 A ² s	90 kA	2.5 W	3/10	80 g
FR27GB80V16T	V221439	26x60	800 V	16 A	250 A ² s	90 kA	3.5 W	3/10	80 g
FR27GB80V20T	W221440	26x60	800 V	20 A	350 A ² s	90 kA	4 W	3/10	80 g
FR27GB80V25T	X221441	26x60	800 V	25 A	600 A ² s	90 kA	5 W	3/10	80 g
FR27GB80V32T	Y221442	26x60	800 V	32 A	1000 A ² s	90 kA	6 W	3/10	80 g
FR27GB80V40T	Z221443	26x60	800 V	40 A	1400 A ² s	90 kA	8 W	3/10	80 g
FR27GB80V50T	A221444	26x60	800 V	50 A	2700 A ² s	90 kA	8.5 W	3/10	80 g
FR27GB80V63T	B221445	26x60	800 V	63 A	5500 A ² s	90 kA	10 W	3/10	80 g
FR27GB80V80T	C221446	26x60	800 V	80 A	11000 A ² s	90 kA	11.5 W	3/10	80 g

MERSEN reserves the right to change, update or correct, without notice, any information contained in this datasheet.

Modulostar® CUS10
Modular fuse-holders

PRODUCT RANGE



CUS101

Modulostar™ compact fuse holders for 10.3x38.1 fuse-links, without indicator

Catalog number	Item number	Number of poles/phases	Design	Package
CUS101	G1062721	1	CUS10 single pole	12
CUS101N	C1062717	1+N	CUS10 single pole + neutral conductor	6
CUS102	D1062718	2	CUS10 double pole	6
CUS103	A1062715	3	CUS10 triple pole	4
CUS103N	W1062711	3+N	CUS10 triple pole + neutral conductor	3
CUS104	X1062712	4	CUS10 quadruple pole	3
CUS10N	H1062722	N	CUS10 neutral conductor	12



CUS101I

Modulostar™ compact fuse holders for 10.3x38.1 fuse-links, with standard indicator

Catalog number	Item number	Number of poles/phases	Design	Voltage limit for blown fuse indicator	Package
CUS101I	J1062723	1	CUS10 single pole	-	12
CUS101NI	E1062719	1+N	CUS10 single pole + neutral conductor	-	6
CUS102I	F1062720	2	CUS10 double pole	-	6
CUS103I	B1062716	3	CUS10 triple pole	-	4
CUS103NI	Y1062713	3+N	CUS10 triple pole + neutral conductor	-	3
CUS104I	Z1062714	4	CUS10 quadruple pole	-	3
-	on demand	-	Version with special indicator	Standard: 220V-700V AC/DC Very low: 20V-50V AC/DC Low: 50V-250V AC/DC 1000V: 220 - 1000V AC/DC	-

ACCESSORIES



CMS810PAK

Kit for multi phase connection

Catalog number	Item number	Features	Package	Weight
CMS810PAK	Z233725	Links for connection of multipole units	12	0.5 g



LOCK

Locking devices

Catalog number	Item number	Features	Package	Weight
LOCK	M223525	Padlock	1	0.48 kg

MERSEN reserves the right to change, update or correct, without notice, any information contained in this datasheet.

Modulostar® CUS10
Modular fuse-holders

ACCESSORIES



CMS810BB1F13



CMS810BB2F6

Wiring bars / Insulated bus bars

Catalog number	Item number	Application	Features	Package	Weight
CMS810BB1F13	T210306	Max. rms current 63A, for installation of 13 modules	single pole, 10 mm ² , partition 17,5 mm (distance of poles), peg design, L-shaped	10	33.5 g
CMS810BB2F6	V210307	Max. rms current 63A, for installation of 6 modules	double pole, 10 mm ² , partition 17,5 mm (distance of poles), peg design, L-shaped	10	80 g
CMS810BB3F4	W210308	Max. rms current 100A, for installation of 4 modules	triple pole, 10 mm ² , partition 17,5 mm (distance of poles), peg design, L-shaped	10	84 g
CMS810BB4F3	X210309	Max. rms current 100A, for installation of 3 modules	quadruple pole, 10 mm ² , partition 17,5 mm (distance of poles), peg design, L-shaped	10	0.12 kg

UltraSafe™ US14
Modular fuse-holders

PRODUCT RANGE



US143

UltraSafe™ fuse holders for 14x51 fuse links, without indicator

Catalog number	Item number	Number of poles/phases	Design	Package	Weight
US141	Z331153	1	US14 single pole	6	0.14 kg
US141N	D331157	1 + N	US14 single pole + neutral conductor	3	0.30 kg
US142	G331137	2	US14 double pole	3	0.28 kg
US143	N331143	3	US14 triple pole	2	0.43 kg
US143N	X331151	3 + N	US14 triple pole + neutral conductor	1	0.6 kg



US141I

UltraSafe™ fuse holders for 14x51 fuse links, with indicator

Catalog number	Item number	Number of poles/phases	Design	Package	Weight
US141I	A331154	1	US14 single pole	6	0.14 kg
US142I	H331138	2	US14 double pole	3	0.3 kg
US143I	P331144	3	US14 triple pole	2	0.44 kg

UltraSafe™ fuse holders for 14x51 fuse-links, with auxiliary microswitch

Catalog number	Item number	Number of poles/phases	Design	Package	Weight
US142M	J331139	2	US14 double pole, 2 microswitches	3	0.31 kg



US143MI

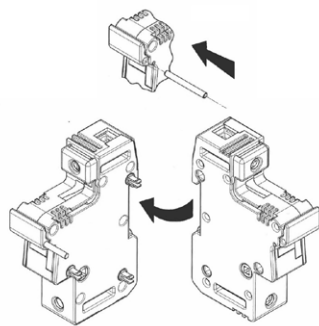
UltraSafe™ fuse holders for 14x51 fuse-links, with indicator and auxiliary microswitch

Catalog number	Item number	Number of poles/phases	Design	Package	Weight
US141MI	C331156	1	US14 single pole	6	0.15 kg
US142MI	K331140	2	US14 double pole	3	0.31 kg
US142M2I	M331142	2	US14 double pole	3	0.28 kg
US143MI	S331147	3	US14 triple pole	2	0.46 kg
US143M2I	W331150	3	US14 triple pole	2	0.46 kg

MERSEN reserves the right to change, update or correct, without notice, any information contained in this datasheet.

UltraSafe™ US14
Modular fuse-holders

ACCESSORIES



Multiphase connection kit

Kit for multi phase connection

Catalog number	Item number	Design	Package	Weight
US14PAK	US14PAK	links for connection of multipole units	10	2.5 g

Indication facilities

Catalog number	Item number	Features	Package	Weight
CMS1422LHI	A225653	Indicator light kit	1	10 g

Auxiliary Switches

Catalog number	Item number	Design	Package	Weight
USMSW1	Y227928	Auxiliary contact kit 1 pole US14	1	25 g
USMSW2	Z227929	Auxiliary contact kit 3 poles US14	1	20 g
USMSW3	A227930	2 Auxiliary contact kit 3 poles US14	1	27 g



LOCK

Locking devices

Catalog number	Item number	Features	Package	Weight
LOCK	M223525	Padlock	1	0.48 kg



TBB1A



TBB1C

Power supply

Catalog number	Item number	Application	Features	Package	Weight
TBB1A	D210315	Max. rms current 90A	1 phase axial incoming power supply	50	10.1 g
TBB1C	E210316	Max. rms current 90A	1 phase lateral incoming power supply	50	10 g
TBB23A	F210317	Max. rms current 90A	2 & 3 phases axial incoming power supply	50	23.3 g
TBB23C	G210318	Max. rms current 90A	2 & 3 phases lateral incoming power supply	50	23.1 g



TBB23A



TBB23C



Wiring bars / Insulated bus bars

Catalog number	Item number	Design	Application	Package	Weight
CMS14BB3F4	A210312	triple pole	Max. rms current 100A, for installation of 4 modules	5	0.12 kg
CMS14BB2F6	Z210311	double pole	Max. rms current 63A, for installation of 6 modules	5	0.1 kg
CMS14BB1F12	Y210310	single pole	Max. rms current 63A, for installation of 12 modules	5	47.4 g

MERSEN reserves the right to change, update or correct, without notice, any information contained in this datasheet.

UltraSafe™ US22
Modular fuse-holders

PRODUCT RANGE



US221

UltraSafe™ fuse holders for 22x58 fuse links, without indicator

Catalog number	Item number	Number of poles/phases	Design	Package	Weight
US223	R331169	3	triple pole	2	0.64 kg
US223N	X331174	3 + N	triple pole + neutral conductor	1	0.91 kg
US221	E331158	1	single pole	6	0.21 kg
US222	K331163	2	double pole	3	0.44 kg
US221N	H331161	1 + N	single pole + neutral conductor	3	0.45 kg



US223I

UltraSafe™ fuse holders for 22x58 fuse links, with indicator

Catalog number	Item number	Number of poles/phases	Design	Package	Weight
US221I	F331159	1	single pole	6	0.22 kg
US222I	L331164	2	double pole	3	0.33 kg
US223I	S331170	3	triple pole	2	0.44 kg



US222M

UltraSafe™ fuse holders for 22x58 fuse links, with auxiliary microswitch

Catalog number	Item number	Number of poles/phases	Design	Package	Weight
US221M	G331160	1	single pole	6	0.15 kg
US221NM	J331162	1 + N	single pole + neutral conductor	3	0.47 kg
US222M	M331165	2	double pole	3	0.46 kg
US222M2	P331167	2	double pole	3	0.46 kg
US223M	T331171	3	triple pole	2	0.67 kg
US223M2	W331173	3	triple pole	2	0.67 kg



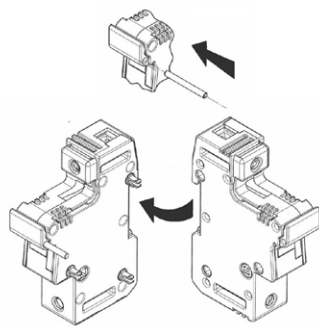
US222MI

UltraSafe™ fuse holders for 22x58 fuse links, with indicator and auxiliary microswitch

Catalog number	Item number	Number of poles/phases	Design	Package	Weight
US221MI	Z1006203	1	single pole	6	0.22 kg
US222MI	N331166	2	double pole	3	0.46 kg
US223M2I	X1011974	3	triple pole	2	0.65 kg
US222M2I	Q331168	2	double pole	3	0.47 kg
US223MI	V331172	3	triple pole	2	0.68 kg

UltraSafe™ US22
Modular fuse-holders

ACCESSORIES



multiphase connection kit

Kit for multi phase connection

Catalog number	Item number	Design	Package
US22PAK	US22PAK	links for connection of multipole units	10

Indication facilities

Catalog number	Item number	Features	Package	Weight
CMS1422LHI	A225653	Indicator light kit	1	10 g

Auxiliary Switches

Catalog number	Item number	Design	Package	Weight
CMS22W2	B331201	Auxiliary microswitch kit 3 poles CMS22	1	32 g
CMS22W3	N331189	2 Auxiliary microswitches kit 3 poles CMS22	1	35 g
USMSW4	G227959	Auxiliary contact kit 1 pole US22	1	20 g



LOCK

Locking devices

Catalog number	Item number	Features	Package	Weight
LOCK	M223525	Padlock	1	0.48 kg



TBB1A



TBB1C

Power supply

Catalog number	Item number	Application	Features	Package	Weight
TBB1A	D210315	Max. rms current 90A	1 phase axial incoming power supply	50	10.1 g
TBB1C	E210316	Max. rms current 90A	1 phase lateral incoming power supply	50	10 g
TBB23A	F210317	Max. rms current 90A	2 & 3 phases axial incoming power supply	50	23.3 g
TBB23C	G210318	Max. rms current 90A	2 & 3 phases lateral incoming power supply	50	23.1 g



TBB23A



TBB23C



Wiring bars / Insulated bus bars

Catalog number	Item number	Design	Application	Package	Weight
CMS22BB2F6	C210314	double pole	Max. rms current 150A, for installation of 6 modules	5	0.30 kg
CMS22BB1F12	B210313	single pole	Max. rms current 90A, for installation of 12 modules	5	81 g

MERSEN reserves the right to change, update or correct, without notice, any information contained in this datasheet.

Modulostar® CMS27 - Ultrasafe™ US27
Modular fuse-holders

PRODUCT RANGE



CMS271

Modulostar® fuse holders for 27x60 fuse-links, without indicator

Catalog number	Item number	Number of poles/phases	Design	Package	Weight
CMS271	R210580	1	single pole	3	0.30 kg
CMS271N	S210581	1 + N	single pole + neutral conductor	1	0.72 kg
CMS272	T210582	2	double pole	1	0.67 kg
CMS273	V210583	3	triple pole	1	0.91 kg
CMS273N	W210584	3 + N	triple pole + neutral conductor	1	1.25 kg
CMS27N	B210152	N	neutral conductor	3	0.37 kg



US271I

UltraSafe™ fuse holders for 27x60 fuse-links, with indicator

Catalog number	Item number	Number of poles/phases	Design	Package	Weight
US271I	J226420	1	single pole	3	0.30 kg
US271NI	K226421	1+N	single pole + neutral conductor	1	0.73 kg
US272I	L226422	2	double pole	1	0.67 kg
US273I	M226423	3	triple pole	3	1 kg
US273NI	N226424	3+N	triple pole + neutral conductor	1	1.27 kg



US273

UltraSafe™ fuse holders for 27x60 fuse-links, without indicator

Catalog number	Item number	Number of poles/phases	Design	Package	Weight
US271	G320005	1	single pole	3	0.30 kg
US272	H320006	2	double pole	1	0.66 kg
US273	J320007	3	triple pole	3	0.9 kg
US27N	R232729	N	neutral conductor	3	0.37 kg



US271MI

UltraSafe™ fuse holders for 27x60 fuse-links, with auxiliary microswitch and indicator

Catalog number	Item number	Number of poles/phases	Design	Package	Weight
US271MI	R227600	1	single pole	1	0.32 kg
US272M2I	T227602	2	double pole, 2 microswitches	1	0.7 kg
US272MI	S227601	2	double pole, 1 microswitch	1	0.68 kg

UltraSafe™ fuse holders for 27x60 fuse-links, with auxiliary microswitch, indicator and ring lug connection

Catalog number	Item number	Number of poles/phases	Design	Package	Weight
US271MIRING	Z227607	1	single pole	1	0.54 kg
US272M2IRING	B227609	2	double pole, 2 microswitches	1	1.00 kg

MERSEN reserves the right to change, update or correct, without notice, any information contained in this datasheet.

Modulostar® CMS27 - Ultrasafe™ US27

Modular fuse-holders

PRODUCT RANGE

UltraSafe™ fuse holders for 27x60 fuse-links, with indicator and ring lug connection

Catalog number	Item number	Number of poles/phases	Design	Package	Weight
US271NIRING	E223518	1+N	single pole + neutral conductor	1	0.8 kg
US27IRING	B223515	1	single pole	3	0.47 kg
US272IRING	C223516	2	double pole	1	1.00 kg
US273IRING	D223517	3	triple pole	3	1.39 kg
US27NIRING	F223519	N	neutral conductor	3	0.34 kg

ACCESSORIES

Kit for multi phase connection

Catalog number	Item number	Design	Package	Weight
US27PAK	H227615	links for connection of multipole units	10	3 g

Auxiliary Switches

Catalog number	Item number	Design	Package	Weight
US27W1	E227612	Microswitch kit	1	20 g

Modulostar® CUSCC

PRODUCT RANGE



CUSCC1

Modulostar™ CUSCC without indicator

Catalog number	Item number	Number of poles/phases	Design	Package	Weight
CUSCC1	N1062796	1	CUSCC single pole	12	70 g
CUSCC1N	J1062792	1 + N	CUSCC single pole + neutral conductor	6	0.13 kg
CUSCC2	K1062793	2	CUSCC double pole	6	0.12 kg
CUSCC3	G1062790	3	CUSCC triple pole	4	0.2 kg
CUSCC3N	C1062786	3 + N	CUSCC triple pole + neutral conductor	3	0.25 kg
CUSCC4	D1062787	4	CUSCC quadruple pole	3	0.24 kg



CUSCC1I

Modulostar™ CUSCC with standard indicator

Catalog number	Item number	Number of poles/phases	Design	Voltage limit for blown fuse indicator	Package	Weight
CUSCC1I	P1062797	1	CUSCC single pole	-	12	70 g
CUSCC1NI	L1062794	1 + N	CUSCC single pole + neutral conductor	-	6	0.13 kg
CUSCC2I	M1062795	2	CUSCC double pole	-	6	0.13 kg
CUSCC3I	H1062791	3	CUSCC triple pole	-	4	0.2 kg
CUSCC3NI	E1062788	3 + N	CUSCC triple pole + neutral conductor	-	3	0.25 kg
CUSCC4I	F1062789	4	CUSCC quadruple pole	-	3	0.24 kg
-	on demand	-	Version with special indicator	Standard: 220V-700V AC/DC Very low: 20V-50V AC/DC Low: 50V-250V AC/DC	-	-

ACCESSORIES



CMS810PAK

Kit for multi phase connection

Catalog number	Item number	Features	Package	Weight
CMS810PAK	Z233725	Links for connection of multipole units	12	0.5 g



LOCK

Locking devices

Catalog number	Item number	Features	Package	Weight
LOCK	M223525	Padlock	1	0.48 kg

MERSEN reserves the right to change, update or correct, without notice, any information contained in this datasheet.

Protistor® size 30 aR
600 - 690VAC (IEC) / 700VAC (UL)

PRODUCT RANGE



PC30UD69V100TF

Size 30 type TTF M8 threaded terminals

Catalog number	Item number	Rated voltage AC (IEC)	Rated voltage AC (UL)	Rated current I _n	Pre-arcing I ² t	Clearing I ² t at Rated Voltage	Rated breaking capacity AC	Power dissipation at I _n	Package	Weight
PC30UD69V50TF	S300373	690 V	700 V	50 A	0.116 kA ² s	0.68 kA ² s	200 kA	9 W	3	0.25 kg
PC30UD69V63TF	M300000	690 V	700 V	63 A	0.2 kA ² s	1.2 kA ² s	200 kA	14 W	3	0.25 kg
PC30UD69V80TF	S300051	690 V	700 V	80 A	0.33 kA ² s	1.9 kA ² s	200 kA	19 W	3	0.25 kg
PC30UD69V100TF	T300052	690 V	700 V	100 A	0.47 kA ² s	2.7 kA ² s	200 kA	26 W	3	0.25 kg
PC30UD69V125TF	V300053	690 V	700 V	125 A	0.85 kA ² s	4.9 kA ² s	200 kA	30 W	3	0.25 kg
PC30UD69V160TF	W300054	690 V	700 V	160 A	1.6 kA ² s	9.2 kA ² s	200 kA	37 W	3	0.25 kg
PC30UD69V200TF	X300055	690 V	700 V	200 A	3 kA ² s	16.7 kA ² s	200 kA	42 W	3	0.25 kg
PC30UD69V250TF	Y300056	690 V	700 V	250 A	5.8 kA ² s	32.4 kA ² s	200 kA	48 W	3	0.25 kg
PC30UD69V315TF	Z300057	690 V	700 V	315 A	12 kA ² s	67 kA ² s	200 kA	53 W	3	0.25 kg
PC30UD69V350TF	A300058	690 V	700 V	350 A	15.5 kA ² s	86 kA ² s	200 kA	57 W	3	0.25 kg
PC30UD69V400TF	B300059	690 V	700 V	400 A	23 kA ² s	130 kA ² s	200 kA	60 W	3	0.25 kg
PC30UD69V450TF	V300398	690 V	700 V	450 A	26 kA ² s	165 kA ² s	200 kA	80 W	3	0.25 kg
PC30UD69V500TF	W300399	690 V	700 V	500 A	41 kA ² s	264 kA ² s	200 kA	80 W	3	0.25 kg
PC30UD69V550TF	X300400	690 V	700 V	550 A	52 kA ² s	330 kA ² s	200 kA	80 W	3	0.25 kg
PC30UD60V630TF	L301770	600 V	650 V	630 A	84 kA ² s	450 kA ² s	200 kA	85 W	3	0.25 kg



A070UD30TTI550

Size 30 type TTI 5/16 in - 18 unified coarse threaded terminals

Catalog number	Item number	Rated voltage AC (IEC)	Rated voltage AC (UL)	Rated current I _n	Pre-arcing I ² t	Clearing I ² t at Rated Voltage	Rated breaking capacity AC	Power dissipation at I _n	Package	Weight
A070UD30TTI50	V302744	690 V	700 V	50 A	0.116 kA ² s	0.68 kA ² s	200 kA	9 W	3	0.26 kg
A070UD30TTI63	A301967	690 V	700 V	63 A	0.2 kA ² s	1.2 kA ² s	200 kA	14 W	3	0.26 kg
A070UD30TTI80	V301962	690 V	700 V	80 A	0.33 kA ² s	1.9 kA ² s	200 kA	19 W	3	0.26 kg
A070UD30TTI100	W300744	690 V	700 V	100 A	0.47 kA ² s	2.7 kA ² s	200 kA	26 W	3	0.26 kg
A070UD30TTI125	G300708	690 V	700 V	125 A	0.85 kA ² s	4.9 kA ² s	200 kA	30 W	3	0.26 kg
A070UD30TTI160	N300576	690 V	700 V	160 A	1.6 kA ² s	9.2 kA ² s	200 kA	37 W	3	0.26 kg
A070UD30TTI200	P300577	690 V	700 V	200 A	3 kA ² s	16.7 kA ² s	200 kA	42 W	3	0.26 kg
A070UD30TTI250	Q300578	690 V	700 V	250 A	5.8 kA ² s	32.4 kA ² s	200 kA	48 W	3	0.26 kg
A070UD30TTI315	R300579	690 V	700 V	315 A	12 kA ² s	67 kA ² s	200 kA	53 W	3	0.26 kg
A070UD30TTI350	S300580	690 V	700 V	350 A	15.5 kA ² s	86 kA ² s	200 kA	57 W	3	0.26 kg
A070UD30TTI400	T300581	690 V	700 V	400 A	23 kA ² s	130 kA ² s	200 kA	60 W	3	0.26 kg
A070UD30TTI450	V300582	690 V	700 V	450 A	26 kA ² s	165 kA ² s	200 kA	80 W	3	0.26 kg
A070UD30TTI500	W300583	690 V	700 V	500 A	41 kA ² s	264 kA ² s	200 kA	80 W	3	0.26 kg
A070UD30TTI550	X300584	690 V	700 V	550 A	52 kA ² s	330 kA ² s	200 kA	80 W	3	0.26 kg
A065UD30TTI630	A302703	600 V	650 V	630 A	84 kA ² s	450 kA ² s	200 kA	85 W	3	0.26 kg



PC30UD69V160A

Size 30 type DIN80 blades

Catalog number	Item number	Rated voltage AC (IEC)	Rated voltage AC (UL)	Rated current I _n	Pre-arcing I ² t	Clearing I ² t at Rated Voltage	Rated breaking capacity AC	Power dissipation at I _n	Package	Weight
PC30UD69V50A	F301926	690 V	700 V	50 A	0.116 kA ² s	0.68 kA ² s	200 kA	9 W	3	0.27 kg
PC30UD69V63A	E300108	690 V	700 V	63 A	0.2 kA ² s	1.2 kA ² s	200 kA	14 W	3	0.27 kg
PC30UD69V80A	F300109	690 V	700 V	80 A	0.33 kA ² s	1.9 kA ² s	200 kA	19 W	3	0.27 kg
PC30UD69V100A	G300110	690 V	700 V	100 A	0.47 kA ² s	2.7 kA ² s	200 kA	26 W	3	0.27 kg
PC30UD69V125A	H300111	690 V	700 V	125 A	0.85 kA ² s	4.9 kA ² s	200 kA	30 W	3	0.27 kg
PC30UD69V160A	J300112	690 V	700 V	160 A	1.6 kA ² s	9.2 kA ² s	200 kA	37 W	3	0.27 kg
PC30UD69V200A	K300113	690 V	700 V	200 A	3 kA ² s	16.7 kA ² s	200 kA	43 W	3	0.27 kg
PC30UD69V250A	L300114	690 V	700 V	250 A	5.8 kA ² s	32.4 kA ² s	200 kA	50 W	3	0.27 kg
PC30UD69V315A	M300115	690 V	700 V	315 A	12 kA ² s	67 kA ² s	200 kA	55 W	3	0.27 kg
PC30UD69V350A	N300116	690 V	700 V	350 A	15.5 kA ² s	86 kA ² s	200 kA	60 W	3	0.27 kg
PC30UD69V400A	P300117	690 V	700 V	400 A	23 kA ² s	130 kA ² s	200 kA	65 W	3	0.27 kg
PC30UD69V450A	A300403	690 V	700 V	450 A	26 kA ² s	165 kA ² s	200 kA	88 W	3	0.27 kg
PC30UD69V500A	B300404	690 V	700 V	500 A	41 kA ² s	264 kA ² s	200 kA	88 W	3	0.27 kg
PC30UD69V550A	C300405	690 V	700 V	550 A	52 kA ² s	330 kA ² s	200 kA	90 W	3	0.27 kg

MERSEN reserves the right to change, update or correct, without notice, any information contained in this datasheet.

Protistor® size 30 aR
600 - 690VAC (IEC) / 700VAC (UL)

PRODUCT RANGE



PC30UD69V450D1A

Size 30 type DIN110 blades

Catalog number	Item number	Rated voltage AC (IEC)	Rated voltage AC (UL)	Rated current I _n	Pre-arcing I ² t	Clearing I ² t at Rated Voltage	Rated breaking capacity AC	Power dissipation at I _n	Package	Weight
PC30UD69V50D1A	G301191	690 V	700 V	50 A	0.116 kA ² s	0.68 kA ² s	200 kA	9 W	3	0.30 kg
PC30UD69V63D1A	Q300118	690 V	700 V	63 A	0.2 kA ² s	1.2 kA ² s	200 kA	14 W	3	0.30 kg
PC30UD69V80D1A	R300119	690 V	700 V	80 A	0.33 kA ² s	1.9 kA ² s	200 kA	19 W	3	0.30 kg
PC30UD69V100D1A	S300120	690 V	700 V	100 A	0.47 kA ² s	2.7 kA ² s	200 kA	26 W	3	0.30 kg
PC30UD69V125D1A	T300121	690 V	700 V	125 A	0.85 kA ² s	4.9 kA ² s	200 kA	30 W	3	0.30 kg
PC30UD69V160D1A	V300122	690 V	700 V	160 A	1.6 kA ² s	9.2 kA ² s	200 kA	37 W	3	0.30 kg
PC30UD69V200D1A	W300123	690 V	700 V	200 A	3 kA ² s	16.7 kA ² s	200 kA	43 W	3	0.30 kg
PC30UD69V250D1A	X300124	690 V	700 V	250 A	5.8 kA ² s	32.4 kA ² s	200 kA	50 W	3	0.30 kg
PC30UD69V315D1A	Y300125	690 V	700 V	315 A	12 kA ² s	67 kA ² s	200 kA	55 W	3	0.30 kg
PC30UD69V350D1A	Z300126	690 V	700 V	350 A	15.5 kA ² s	86 kA ² s	200 kA	60 W	3	0.30 kg
PC30UD69V400D1A	A300127	690 V	700 V	400 A	23 kA ² s	130 kA ² s	200 kA	65 W	3	0.30 kg
PC30UD69V450D1A	S300695	690 V	700 V	450 A	26 kA ² s	165 kA ² s	200 kA	88 W	3	0.30 kg
PC30UD69V500D1A	Y301091	690 V	700 V	500 A	41 kA ² s	264 kA ² s	200 kA	88 W	3	0.30 kg
PC30UD69V550D1A	Z301092	690 V	700 V	550 A	52 kA ² s	330 kA ² s	200 kA	90 W	3	0.30 kg



A070UD30KI450

Size 30 type KI short slotted blades

Catalog number	Item number	Rated voltage AC (IEC)	Rated voltage AC (UL)	Rated current I _n	Pre-arcing I ² t	Clearing I ² t at Rated Voltage	Rated breaking capacity AC	Power dissipation at I _n	Package	Weight
A070UD30KI50	E301925	690 V	700 V	50 A	0.116 kA ² s	0.68 kA ² s	200 kA	9 W	3	0.29 kg
A070UD30KI63	B300128	690 V	700 V	63 A	0.2 kA ² s	1.2 kA ² s	200 kA	14 W	3	0.29 kg
A070UD30KI80	C300129	690 V	700 V	80 A	0.33 kA ² s	1.9 kA ² s	200 kA	19 W	3	0.29 kg
A070UD30KI100	D300130	690 V	700 V	100 A	0.47 kA ² s	2.7 kA ² s	200 kA	26 W	3	0.29 kg
A070UD30KI125	E300131	690 V	700 V	125 A	0.85 kA ² s	4.9 kA ² s	200 kA	30 W	3	0.29 kg
A070UD30KI160	F300132	690 V	700 V	160 A	1.6 kA ² s	9.2 kA ² s	200 kA	37 W	3	0.29 kg
A070UD30KI200	G300133	690 V	700 V	200 A	3 kA ² s	16.7 kA ² s	200 kA	43 W	3	0.29 kg
A070UD30KI250	H300134	690 V	700 V	250 A	5.8 kA ² s	32.4 kA ² s	200 kA	50 W	3	0.29 kg
A070UD30KI315	J300135	690 V	700 V	315 A	12 kA ² s	67 kA ² s	200 kA	55 W	3	0.29 kg
A070UD30KI350	K300136	690 V	700 V	350 A	15.5 kA ² s	86 kA ² s	200 kA	60 W	3	0.29 kg
A070UD30KI400	L300137	690 V	700 V	400 A	23 kA ² s	130 kA ² s	200 kA	65 W	3	0.29 kg
A070UD30KI450	T301064	690 V	700 V	450 A	26 kA ² s	165 kA ² s	200 kA	88 W	3	0.29 kg
A070UD30KI500	V301065	690 V	700 V	500 A	41 kA ² s	264 kA ² s	200 kA	88 W	3	0.29 kg
A070UD30KI550	W301066	690 V	700 V	550 A	52 kA ² s	330 kA ² s	200 kA	90 W	3	0.29 kg



A070UD30LI450

Size 30 type LI long slotted blades

Catalog number	Item number	Rated voltage AC (IEC)	Rated voltage AC (UL)	Rated current I _n	Pre-arcing I ² t	Clearing I ² t at Rated Voltage	Rated breaking capacity AC	Power dissipation at I _n	Package	Weight
A070UD30LI50	A301921	690 V	700 V	50 A	0.116 kA ² s	0.68 kA ² s	200 kA	9 W	3	0.32 kg
A070UD30LI63	M300138	690 V	700 V	63 A	0.2 kA ² s	1.2 kA ² s	200 kA	14 W	3	0.32 kg
A070UD30LI80	N300139	690 V	700 V	80 A	0.33 kA ² s	1.9 kA ² s	200 kA	19 W	3	0.32 kg
A070UD30LI100	P300140	690 V	700 V	100 A	0.47 kA ² s	2.7 kA ² s	200 kA	26 W	3	0.32 kg
A070UD30LI125	Q300141	690 V	700 V	125 A	0.85 kA ² s	4.9 kA ² s	200 kA	30 W	3	0.32 kg
A070UD30LI160	R300142	690 V	700 V	160 A	1.6 kA ² s	9.2 kA ² s	200 kA	37 W	3	0.32 kg
A070UD30LI200	S300143	690 V	700 V	200 A	3 kA ² s	16.7 kA ² s	200 kA	43 W	3	0.32 kg
A070UD30LI250	T300144	690 V	700 V	250 A	5.8 kA ² s	32.4 kA ² s	200 kA	50 W	3	0.32 kg
A070UD30LI315	V300145	690 V	700 V	315 A	12 kA ² s	67 kA ² s	200 kA	55 W	3	0.32 kg
A070UD30LI350	W300146	690 V	700 V	350 A	15.5 kA ² s	86 kA ² s	200 kA	60 W	3	0.32 kg
A070UD30LI400	X300147	690 V	700 V	400 A	23 kA ² s	130 kA ² s	200 kA	65 W	3	0.32 kg
A070UD30LI450	K300527	690 V	700 V	450 A	26 kA ² s	165 kA ² s	200 kA	88 W	3	0.32 kg
A070UD30LI500	L300528	690 V	700 V	500 A	41 kA ² s	264 kA ² s	200 kA	88 W	3	0.32 kg
A070UD30LI550	M300529	690 V	700 V	550 A	52 kA ² s	330 kA ² s	200 kA	90 W	3	0.32 kg

MERSEN reserves the right to change, update or correct, without notice, any information contained in this datasheet.

Protistor® size 30 aR
600 - 690VAC (IEC) / 700VAC (UL)

PRODUCT RANGE



PC30UD69V63EF

Size 30 type EF blades for bolted connections

Catalog number	Item number	Rated voltage AC (IEC)	Rated voltage AC (UL)	Rated current I _n	Pre-arcing I ² t	Clearing I ² t at Rated Voltage	Rated breaking capacity AC	Power dissipation at I _n	Package	Weight
PC30UD69V50EF	R300372	690 V	700 V	50 A	0.116 kA ² s	0.68 kA ² s	200 kA	9 W	3	0.27 kg
PC30UD69V63EF	H300088	690 V	700 V	63 A	0.2 kA ² s	1.2 kA ² s	200 kA	14 W	3	0.27 kg
PC30UD69V80EF	J300089	690 V	700 V	80 A	0.33 kA ² s	1.9 kA ² s	200 kA	19 W	3	0.27 kg
PC30UD69V100EF	K300090	690 V	700 V	100 A	0.47 kA ² s	2.7 kA ² s	200 kA	26 W	3	0.27 kg
PC30UD69V125EF	L300091	690 V	700 V	125 A	0.85 kA ² s	4.9 kA ² s	200 kA	30 W	3	0.27 kg
PC30UD69V160EF	M300092	690 V	700 V	160 A	1.6 kA ² s	9.2 kA ² s	200 kA	37 W	3	0.27 kg
PC30UD69V200EF	N300093	690 V	700 V	200 A	3 kA ² s	16.7 kA ² s	200 kA	43 W	3	0.27 kg
PC30UD69V250EF	P300094	690 V	700 V	250 A	5.8 kA ² s	32.4 kA ² s	200 kA	50 W	3	0.27 kg
PC30UD69V315EF	Q300095	690 V	700 V	315 A	12 kA ² s	67 kA ² s	200 kA	55 W	3	0.27 kg
PC30UD69V350EF	R300096	690 V	700 V	350 A	15.5 kA ² s	86 kA ² s	200 kA	60 W	3	0.27 kg
PC30UD69V400EF	S300097	690 V	700 V	400 A	23 kA ² s	130 kA ² s	200 kA	65 W	3	0.27 kg

Protistor® size 31 aR
690VAC (IEC) / 700VAC (UL)

PRODUCT RANGE



PC31UD69V800TF

Size 31 type TTF M8 threaded terminals

Catalog number	Item number	Rated voltage AC (IEC)	Rated voltage AC (UL)	Rated current I _n	Pre-arcing I ² t	Clearing I ² t at Rated Voltage	Rated breaking capacity AC	Power dissipation at I _n	Package	Weight
PC31UD69V160TF	M300299	690 V	700 V	160 A	1300 A ² s	7700 A ² s	200 kA	35 W	3	0.38 kg
PC31UD69V200TF	N300001	690 V	700 V	200 A	2600 A ² s	15000 A ² s	200 kA	45 W	3	0.38 kg
PC31UD69V250TF	P300002	690 V	700 V	250 A	4700 A ² s	28000 A ² s	200 kA	52 W	3	0.38 kg
PC31UD69V315TF	Q300003	690 V	700 V	315 A	7500 A ² s	44000 A ² s	200 kA	65 W	3	0.38 kg
PC31UD69V350TF	M300046	690 V	700 V	350 A	10300 A ² s	61000 A ² s	200 kA	67 W	3	0.38 kg
PC31UD69V400TF	R300004	690 V	700 V	400 A	19000 A ² s	110000 A ² s	200 kA	68 W	3	0.38 kg
PC31UD69V450TF	S300005	690 V	700 V	450 A	26500 A ² s	155000 A ² s	200 kA	70 W	3	0.38 kg
PC31UD69V500TF	T300006	690 V	700 V	500 A	37000 A ² s	215000 A ² s	200 kA	70 W	3	0.38 kg
PC31UD69V550TF	V300007	690 V	700 V	550 A	52000 A ² s	310000 A ² s	200 kA	70 W	3	0.38 kg
PC31UD69V630TF	W300008	690 V	700 V	630 A	75000 A ² s	430000 A ² s	200 kA	75 W	3	0.38 kg
PC31UD69V700TF	X300009	690 V	700 V	700 A	95000 A ² s	540000 A ² s	200 kA	85 W	3	0.38 kg
PC31UD69V800TF	Y300401	690 V	700 V	800 A	140000 A ² s	880000 A ² s	200 kA	105 W	3	0.38 kg



A070UD31TTI800

Size 31 type TTI 5/16 in - 18 unified coarse threaded terminals

Catalog number	Item number	Rated voltage AC (IEC)	Rated voltage AC (UL)	Rated current I _n	Pre-arcing I ² t	Clearing I ² t at Rated Voltage	Rated breaking capacity AC	Power dissipation at I _n	Package	Weight
A070UD31TTI200	A300472	690 V	700	200 A	2600 A ² s	15000 A ² s	200 kA	45 W	3	0.39 kg
A070UD31TTI250	B300473	690 V	700	250 A	4700 A ² s	28000 A ² s	200 kA	52 W	3	0.39 kg
A070UD31TTI315	C300474	690 V	700	315 A	7500 A ² s	44000 A ² s	200 kA	65 W	3	0.39 kg
A070UD31TTI350	D300475	690 V	700	350 A	10300 A ² s	61000 A ² s	200 kA	67 W	3	0.39 kg
A070UD31TTI400	E300476	690 V	700	400 A	19000 A ² s	110000 A ² s	200 kA	68 W	3	0.39 kg
A070UD31TTI450	F300477	690 V	700	450 A	26500 A ² s	155000 A ² s	200 kA	70 W	3	0.39 kg
A070UD31TTI500	G300478	690 V	700	500 A	37000 A ² s	215000 A ² s	200 kA	70 W	3	0.39 kg
A070UD31TTI550	H300479	690 V	700	550 A	52000 A ² s	310000 A ² s	200 kA	70 W	3	0.39 kg
A070UD31TTI630	J300480	690 V	700	630 A	75000 A ² s	430000 A ² s	200 kA	75 W	3	0.39 kg
A070UD31TTI700	K300481	690 V	700	700 A	95000 A ² s	540000 A ² s	200 kA	85 W	3	0.39 kg
A070UD31TTI800	L300482	690 V	700	800 A	140000 A ² s	880000 A ² s	200 kA	105 W	3	0.39 kg

MERSEN reserves the right to change, update or correct, without notice, any information contained in this datasheet.

Protistor® size 31 aR
690VAC (IEC) / 700VAC (UL)

PRODUCT RANGE



PC31UD69V800A

Size 31 type DIN80 blades

Catalog number	Item number	Rated voltage AC (IEC)	Rated voltage AC (UL)	Rated current I _n	Pre-arcing I ² t	Clearing I ² t at Rated Voltage	Rated breaking capacity AC	Power dissipation at I _n	Package	Weight
PC31UD69V160A	M300322	690 V	700 V	160 A	1300 A ² s	7700 A ² s	200 kA	35 W	3	0.39 kg
PC31UD69V200A	Y300010	690 V	700 V	200 A	2600 A ² s	15000 A ² s	200 kA	45 W	3	0.39 kg
PC31UD69V250A	Z300011	690 V	700 V	250 A	4700 A ² s	28000 A ² s	200 kA	52 W	3	0.39 kg
PC31UD69V315A	A300012	690 V	700 V	315 A	7500 A ² s	44000 A ² s	200 kA	65 W	3	0.39 kg
PC31UD69V350A	Q300049	690 V	700 V	350 A	10300 A ² s	61000 A ² s	200 kA	67 W	3	0.39 kg
PC31UD69V400A	B300013	690 V	700 V	400 A	19000 A ² s	110000 A ² s	200 kA	68 W	3	0.39 kg
PC31UD69V450A	C300014	690 V	700 V	450 A	26500 A ² s	155000 A ² s	200 kA	70 W	3	0.39 kg
PC31UD69V500A	D300015	690 V	700 V	500 A	37000 A ² s	215000 A ² s	200 kA	72 W	3	0.39 kg
PC31UD69V550A	E300016	690 V	700 V	550 A	52000 A ² s	310000 A ² s	200 kA	75 W	3	0.39 kg
PC31UD69V630A	F300017	690 V	700 V	630 A	75000 A ² s	430000 A ² s	200 kA	85 W	3	0.39 kg
PC31UD69V700A	G300018	690 V	700 V	700 A	95000 A ² s	540000 A ² s	200 kA	95 W	3	0.39 kg
PC31UD69V800A	D300406	690 V	700 V	800 A	140000 A ² s	880000 A ² s	200 kA	120 W	3	0.39 kg



PC31UD69V800D1A

Size 31 type DIN110 blades

Catalog number	Item number	Rated voltage AC (IEC)	Rated voltage AC (UL)	Rated current I _n	Pre-arcing I ² t	Clearing I ² t at Rated Voltage	Rated breaking capacity AC	Power dissipation at I _n	Package	Weight
PC31UD69V200D1A	H300019	690 V	700 V	200 A	2600 A ² s	15000 A ² s	200 kA	45 W	3	0.41 kg
PC31UD69V250D1A	J300020	690 V	700 V	250 A	4700 A ² s	28000 A ² s	200 kA	52 W	3	0.41 kg
PC31UD69V315D1A	K300021	690 V	700 V	315 A	7500 A ² s	44000 A ² s	200 kA	65 W	3	0.41 kg
PC31UD69V350D1A	P300048	690 V	700 V	350 A	10300 A ² s	61000 A ² s	200 kA	67 W	3	0.41 kg
PC31UD69V400D1A	L300022	690 V	700 V	400 A	19000 A ² s	110000 A ² s	200 kA	68 W	3	0.41 kg
PC31UD69V450D1A	M300023	690 V	700 V	450 A	26500 A ² s	155000 A ² s	200 kA	70 W	3	0.41 kg
PC31UD69V500D1A	N300024	690 V	700 V	500 A	37000 A ² s	215000 A ² s	200 kA	72 W	3	0.41 kg
PC31UD69V550D1A	P300025	690 V	700 V	550 A	52000 A ² s	310000 A ² s	200 kA	75 W	3	0.41 kg
PC31UD69V630D1A	Q300026	690 V	700 V	630 A	75000 A ² s	430000 A ² s	200 kA	85 W	3	0.41 kg
PC31UD69V700D1A	R300027	690 V	700 V	700 A	95000 A ² s	540000 A ² s	200 kA	95 W	3	0.41 kg
PC31UD69V800D1A	H300709	690 V	700 V	800 A	140000 A ² s	880000 A ² s	200 kA	120 W	3	0.41 kg



A070UD31KI250

Size 31 type KI short slotted blades

Catalog number	Item number	Rated voltage AC (IEC)	Rated voltage AC (UL)	Rated current I _n	Pre-arcing I ² t	Clearing I ² t at Rated Voltage	Rated breaking capacity AC	Power dissipation at I _n	Package	Weight
A070UD31KI160	F300385	690 V	700 V	160 A	1300 A ² s	7700 A ² s	200 kA	35 W	3	0.40 kg
A070UD31KI200	S300028	690 V	700 V	200 A	2600 A ² s	15000 A ² s	200 kA	45 W	3	0.40 kg
A070UD31KI250	T300029	690 V	700 V	250 A	4700 A ² s	28000 A ² s	200 kA	52 W	3	0.40 kg
A070UD31KI315	V300030	690 V	700 V	315 A	7500 A ² s	44000 A ² s	200 kA	65 W	3	0.40 kg
A070UD31KI350	R300050	690 V	700 V	350 A	10300 A ² s	61000 A ² s	200 kA	67 W	3	0.40 kg
A070UD31KI400	W300031	690 V	700 V	400 A	19000 A ² s	110000 A ² s	200 kA	68 W	3	0.40 kg
A070UD31KI450	X300032	690 V	700 V	450 A	26500 A ² s	155000 A ² s	200 kA	70 W	3	0.40 kg
A070UD31KI500	Y300033	690 V	700 V	500 A	37000 A ² s	215000 A ² s	200 kA	72 W	3	0.40 kg
A070UD31KI550	Z300034	690 V	700 V	550 A	52000 A ² s	310000 A ² s	200 kA	75 W	3	0.40 kg
A070UD31KI630	A300035	690 V	700 V	630 A	75000 A ² s	430000 A ² s	200 kA	85 W	3	0.40 kg
A070UD31KI700	B300036	690 V	700 V	700 A	95000 A ² s	540000 A ² s	200 kA	95 W	3	0.40 kg
A070UD31KI800	A301070	690 V	700 V	800 A	140000 A ² s	880000 A ² s	200 kA	120 W	3	0.40 kg

MERSEN reserves the right to change, update or correct, without notice, any information contained in this datasheet.

Protistor® size 31 aR
690VAC (IEC) / 700VAC (UL)

PRODUCT RANGE



A070UD31LI800

Size 31 type LI long slotted blades

Catalog number	Item number	Rated voltage AC (IEC)	Rated voltage AC (UL)	Rated current I _n	Pre-arcing I ² t	Clearing I ² t at Rated Voltage	Rated breaking capacity AC	Power dissipation at I _n	Package	Weight
A070UD31LI200	V300697	690 V	700 V	200 A	2600 A ² s	15000 A ² s	200 kA	45 W	3	0.42 kg
A070UD31LI250	W300698	690 V	700 V	250 A	4700 A ² s	28000 A ² s	200 kA	52 W	3	0.42 kg
A070UD31LI315	X300699	690 V	700 V	315 A	7500 A ² s	44000 A ² s	200 kA	65 W	3	0.42 kg
A070UD31LI350	Y300700	690 V	700 V	350 A	10300 A ² s	61000 A ² s	200 kA	67 W	3	0.42 kg
A070UD31LI400	Z300701	690 V	700 V	400 A	19000 A ² s	110000 A ² s	200 kA	68 W	3	0.42 kg
A070UD31LI450	A300702	690 V	700 V	450 A	26500 A ² s	155000 A ² s	200 kA	70 W	3	0.42 kg
A070UD31LI500	B300703	690 V	700 V	500 A	37000 A ² s	215000 A ² s	200 kA	72 W	3	0.42 kg
A070UD31LI550	C300704	690 V	700 V	550 A	52000 A ² s	310000 A ² s	200 kA	75 W	3	0.42 kg
A070UD31LI630	D300705	690 V	700 V	630 A	75000 A ² s	430000 A ² s	200 kA	85 W	3	0.42 kg
A070UD31LI700	E300706	690 V	700 V	700 A	95000 A ² s	540000 A ² s	200 kA	95 W	3	0.42 kg
A070UD31LI800	F300707	690 V	700 V	800 A	140000 A ² s	880000 A ² s	200 kA	120 W	3	0.42 kg



PC31UD69V700EF

Size 31 for type EF blade bolted connections

Catalog number	Item number	Rated voltage AC (IEC)	Rated voltage AC (UL)	Rated current I _n	Pre-arcing I ² t	Clearing I ² t at Rated Voltage	Rated breaking capacity AC	Power dissipation at I _n	Package	Weight
PC31UD69V160EF	B301922	690 V	700 V	160 A	1300 A ² s	7700 A ² s	200 kA	35 W	3	0.40 kg
PC31UD69V200EF	C300037	690 V	700 V	200 A	2600 A ² s	15000 A ² s	200 kA	45 W	3	0.40 kg
PC31UD69V250EF	D300038	690 V	700 V	250 A	4700 A ² s	28000 A ² s	200 kA	52 W	3	0.40 kg
PC31UD69V315EF	E300039	690 V	700 V	315 A	7500 A ² s	44000 A ² s	200 kA	65 W	3	0.40 kg
PC31UD69V350EF	N300047	690 V	700 V	350 A	10300 A ² s	61000 A ² s	200 kA	67 W	3	0.40 kg
PC31UD69V400EF	F300040	690 V	700 V	400 A	19000 A ² s	110000 A ² s	200 kA	68 W	3	0.40 kg
PC31UD69V450EF	G300041	690 V	700 V	450 A	26500 A ² s	155000 A ² s	200 kA	70 W	3	0.40 kg
PC31UD69V500EF	H300042	690 V	700 V	500 A	37000 A ² s	215000 A ² s	200 kA	72 W	3	0.40 kg
PC31UD69V550EF	J300043	690 V	700 V	550 A	52000 A ² s	310000 A ² s	200 kA	75 W	3	0.40 kg
PC31UD69V630EF	K300044	690 V	700 V	630 A	75000 A ² s	430000 A ² s	200 kA	85 W	3	0.40 kg
PC31UD69V700EF	L300045	690 V	700 V	700 A	95000 A ² s	540000 A ² s	200 kA	95 W	3	0.40 kg

MERSEN reserves the right to change, update or correct, without notice, any information contained in this datasheet.

Protistor® size 32 aR
450 to 690VAC (IEC) / 700VAC (UL)

PRODUCT RANGE



PC32UD69V800TF

Size 32 type TTF M10 threaded terminals

Catalog number	Item number	Rated voltage AC (IEC)	Rated voltage AC (UL)	Rated current I _n	Pre-arcing I ² t	Clearing I ² t at Rated Voltage	Rated breaking capacity AC	Power dissipation at I _n	Package	Weight
Standard Terminal										
PC32UD69V315TF	M302162	690 V	700 V	315 A	5.2 kA ² s	31.8 kA ² s	200 kA	71 W	3	0.55 kg
PC32UD69V350TF	N302163	690 V	700 V	350 A	8.9 kA ² s	53.7 kA ² s	200 kA	71 W	3	0.55 kg
PC32UD69V400TF	H300065	690 V	700 V	400 A	15 kA ² s	90 kA ² s	200 kA	72 W	3	0.55 kg
PC32UD69V450TF	J300066	690 V	700 V	450 A	22 kA ² s	130 kA ² s	200 kA	77 W	3	0.55 kg
PC32UD69V500TF	K300067	690 V	700 V	500 A	28 kA ² s	160 kA ² s	200 kA	85 W	3	0.55 kg
PC32UD69V550TF	L300068	690 V	700 V	550 A	37 kA ² s	215 kA ² s	200 kA	90 W	3	0.55 kg
PC32UD69V630TF	M300069	690 V	700 V	630 A	54 kA ² s	310 kA ² s	200 kA	95 W	3	0.55 kg
PC32UD69V700TF	N300070	690 V	700 V	700 A	76 kA ² s	440 kA ² s	200 kA	100 W	3	0.55 kg
PC32UD69V800TF	P300071	690 V	700 V	800 A	115 kA ² s	660 kA ² s	200 kA	110 W	3	0.55 kg
Reinforced Terminal										
PC32UD69V900TF	Q300072	690 V	700 V	900 A	165 kA ² s	990 kA ² s	200 kA	110 W	3	0.55 kg
PC32UD69V1000TF	S300074	690 V	700 V	1000 A	230 kA ² s	1380 kA ² s	200 kA	115 W	3	0.55 kg
PC32UD60V1100TF	M300759	600 V	650 V	1100 A	270 kA ² s	1450 kA ² s	200 kA	140 W	3	0.55 kg
PC32UD55V1250TF	P301060	550 V	600 V	1250 A	410 kA ² s	1950 kA ² s	200 kA	150 W	3	0.55 kg
PC32UD50V1400TF	Q301061	500 V	550 V	1400 A	555 kA ² s	2300 kA ² s	200 kA	160 W	3	0.55 kg
PC32UD50V1600TF	H300893	500 V	550 V	1600 A	870 kA ² s	3600 kA ² s	200 kA	165 W	3	0.55 kg
PC32UD45V1800TF	R301062	450 V	500 V	1800 A	1050 kA ² s	3700 kA ² s	200 kA	195 W	3	0.55 kg



A070UD32TTI800

Size 32 type TTI 3/8 in - 16 unified coarse threaded terminals

Catalog number	Item number	Rated voltage AC (IEC)	Rated voltage AC (UL)	Rated current I _n	Pre-arcing I ² t	Clearing I ² t at Rated Voltage	Rated breaking capacity AC	Power dissipation at I _n	Package	Weight
Standard Terminal										
A070UD32TTI400	Q300463	690 V	700 V	400 A	15 kA ² s	90 kA ² s	200 kA	72 W	3	0.60 kg
A070UD32TTI450	N300461	690 V	700 V	450 A	22 kA ² s	130 kA ² s	200 kA	77 W	3	0.60 kg
A070UD32TTI500	P300462	690 V	700 V	500 A	28 kA ² s	160 kA ² s	200 kA	85 W	3	0.60 kg
A070UD32TTI550	R300464	690 V	700 V	550 A	37 kA ² s	215 kA ² s	200 kA	90 W	3	0.60 kg
A070UD32TTI630	S300465	690 V	700 V	630 A	54 kA ² s	310 kA ² s	200 kA	95 W	3	0.60 kg
A070UD32TTI700	T300466	690 V	700 V	700 A	76 kA ² s	440 kA ² s	200 kA	100 W	3	0.60 kg
A070UD32TTI800	V300467	690 V	700 V	800 A	115 kA ² s	660 kA ² s	200 kA	110 W	3	0.60 kg
Reinforced Terminal										
A070UD32TTI900	W300468	690 V	700 V	900 A	165 kA ² s	990 kA ² s	200 kA	110 W	3	0.60 kg
A070UD32TTI1000	X300469	690 V	700 V	1000 A	230 kA ² s	1380 kA ² s	200 kA	115 W	3	0.60 kg
A065UD32TTI1100	M301081	600 V	650 V	1100 A	270 kA ² s	1450 kA ² s	200 kA	140 W	3	0.60 kg
A060UD32TTI1250	N301082	550 V	600 V	1250 A	410 kA ² s	1950 kA ² s	200 kA	150 W	3	0.60 kg
A055UD32TTI1400	P301083	500 V	550 V	1400 A	555 kA ² s	2300 kA ² s	200 kA	160 W	3	0.60 kg
A055UD32TTI1600	Q301084	500 V	550 V	1600 A	870 kA ² s	3600 kA ² s	200 kA	165 W	3	0.60 kg
A050UD32TTI1800	R301085	450 V	500 V	1800 A	1050 kA ² s	3700 kA ² s	200 kA	195 W	3	0.60 kg

MERSEN reserves the right to change, update or correct, without notice, any information contained in this datasheet.

Protistor® size 32 aR
450 to 690VAC (IEC) / 700VAC (UL)

PRODUCT RANGE



PC32UD69V900A

Size 32 type DIN80 blades

Catalog number	Item number	Rated voltage AC (IEC)	Rated voltage AC (UL)	Rated current I _n	Pre-arcing I ² t	Clearing I ² t at Rated Voltage	Rated breaking capacity AC	Power dissipation at I _n	Package	Weight
PC32UD69V315A	H302158	690 V	700 V	315 A	5.2 kA ² s	31.8 kA ² s	200 kA	71 W	3	0.53 kg
PC32UD69V350A	J302159	690 V	700 V	350 A	8.9 kA ² s	53.7 kA ² s	200 kA	74 W	3	0.53 kg
PC32UD69V400A	E300177	690 V	700 V	400 A	15 kA ² s	90 kA ² s	200 kA	75 W	3	0.53 kg
PC32UD69V450A	F300178	690 V	700 V	450 A	22 kA ² s	130 kA ² s	200 kA	80 W	3	0.53 kg
PC32UD69V500A	G300179	690 V	700 V	500 A	28 kA ² s	160 kA ² s	200 kA	90 W	3	0.53 kg
PC32UD69V550A	H300180	690 V	700 V	550 A	37 kA ² s	215 kA ² s	200 kA	95 W	3	0.53 kg
PC32UD69V630A	J300181	690 V	700 V	630 A	54 kA ² s	310 kA ² s	200 kA	105 W	3	0.53 kg
PC32UD69V700A	K300182	690 V	700 V	700 A	76 kA ² s	440 kA ² s	200 kA	110 W	3	0.53 kg
PC32UD69V800A	L300183	690 V	700 V	800 A	115 kA ² s	660 kA ² s	200 kA	120 W	3	0.53 kg
PC32UD69V900A	M300184	690 V	700 V	900 A	170 kA ² s	990 kA ² s	200 kA	125 W	3	0.53 kg
PC32UD69V1000A	N300185	690 V	700 V	1000 A	240 kA ² s	1380 kA ² s	200 kA	135 W	3	0.53 kg
PC32UD60V1100A	W302101	600 V	650 V	1100 A	270 kA ² s	1450 kA ² s	200 kA	165 W	3	0.53 kg
PC32UD55V1250A	G300409	550 V	600 V	1250 A	410 kA ² s	1950 kA ² s	200 kA	180 W	3	0.53 kg



PC32UD69V900D1A

Size 32 type DIN110 blades

Catalog number	Item number	Rated voltage AC (IEC)	Rated voltage AC (UL)	Rated current I _n	Pre-arcing I ² t	Clearing I ² t at Rated Voltage	Rated breaking capacity AC	Power dissipation at I _n	Package	Weight
PC32UD69V315D1A	K302160	690 V	700 V	315 A	5.2 kA ² s	31.8 kA ² s	200 kA	71 W	3	0.56 kg
PC32UD69V350D1A	L302161	690 V	700 V	350 A	8.9 kA ² s	53.7 kA ² s	200 kA	74 W	3	0.56 kg
PC32UD69V400D1A	P300186	690 V	700 V	400 A	15 kA ² s	90 kA ² s	200 kA	75 W	3	0.56 kg
PC32UD69V450D1A	Q300187	690 V	700 V	450 A	22 kA ² s	130 kA ² s	200 kA	80 W	3	0.56 kg
PC32UD69V500D1A	R300188	690 V	700 V	500 A	28 kA ² s	160 kA ² s	200 kA	90 W	3	0.56 kg
PC32UD69V550D1A	S300189	690 V	700 V	550 A	37 kA ² s	215 kA ² s	200 kA	95 W	3	0.56 kg
PC32UD69V630D1A	T300190	690 V	700 V	630 A	54 kA ² s	310 kA ² s	200 kA	105 W	3	0.56 kg
PC32UD69V700D1A	V300191	690 V	700 V	700 A	76 kA ² s	440 kA ² s	200 kA	110 W	3	0.56 kg
PC32UD69V800D1A	W300192	690 V	700 V	800 A	115 kA ² s	660 kA ² s	200 kA	120 W	3	0.56 kg
PC32UD69V900D1A	X300193	690 V	700 V	900 A	170 kA ² s	990 kA ² s	200 kA	125 W	3	0.56 kg
PC32UD69V10CD1A	Y300194	690 V	700 V	1000 A	240 kA ² s	1380 kA ² s	200 kA	135 W	3	0.56 kg



A070UD32KI900

Size 32 type KI short slotted blades

Catalog number	Item number	Rated voltage AC (IEC)	Rated voltage AC (UL)	Rated current I _n	Pre-arcing I ² t	Clearing I ² t at Rated Voltage	Rated breaking capacity AC	Power dissipation at I _n	Package	Weight
A070UD32KI315	P302164	690 V	700 V	315 A	5.2 kA ² s	31.8 kA ² s	200 kA	71 W	3	0.55 kg
A070UD32KI350	Q302165	690 V	700 V	350 A	8.9 kA ² s	53.7 kA ² s	200 kA	74 W	3	0.55 kg
A070UD32KI400	Z300195	690 V	700 V	400 A	15 kA ² s	90 kA ² s	200 kA	75 W	3	0.55 kg
A070UD32KI450	A300196	690 V	700 V	450 A	22 kA ² s	130 kA ² s	200 kA	80 W	3	0.55 kg
A070UD32KI500	B300197	690 V	700 V	500 A	28 kA ² s	160 kA ² s	200 kA	90 W	3	0.55 kg
A070UD32KI550	C300198	690 V	700 V	550 A	37 kA ² s	215 kA ² s	200 kA	95 W	3	0.55 kg
A070UD32KI630	D300199	690 V	700 V	630 A	54 kA ² s	310 kA ² s	200 kA	105 W	3	0.55 kg
A070UD32KI700	E300200	690 V	700 V	700 A	76 kA ² s	440 kA ² s	200 kA	110 W	3	0.55 kg
A070UD32KI800	F300201	690 V	700 V	800 A	115 kA ² s	660 kA ² s	200 kA	120 W	3	0.55 kg
A070UD32KI900	G300202	690 V	700 V	900 A	170 kA ² s	990 kA ² s	200 kA	125 W	3	0.55 kg
A070UD32KI1000	H300203	690 V	700 V	1000 A	240 kA ² s	1380 kA ² s	200 kA	135 W	3	0.55 kg

MERSEN reserves the right to change, update or correct, without notice, any information contained in this datasheet.

Protistor® size 32 aR
450 to 690VAC (IEC) / 700VAC (UL)

PRODUCT RANGE



A070UD32LI900

Size 32 type LI long slotted blades

Catalog number	Item number	Rated voltage AC (IEC)	Rated voltage AC (UL)	Rated current I _n	Pre-arcing I ² t	Clearing I ² t at Rated Voltage	Rated breaking capacity AC	Power dissipation at I _n	Package	Weight
A070UD32LI315	R302166	690 V	700 V	315 A	5.2 kA ² s	31.8 kA ² s	200 kA	71 W	3	0.57 kg
A070UD32LI350	S302167	690 V	700 V	350 A	8.9 kA ² s	53.7 kA ² s	200 kA	74 W	3	0.57 kg
A070UD32LI400	J300204	690 V	700 V	400 A	15 kA ² s	90 kA ² s	200 kA	75 W	3	0.57 kg
A070UD32LI450	K300205	690 V	700 V	450 A	22 kA ² s	130 kA ² s	200 kA	80 W	3	0.57 kg
A070UD32LI500	L300206	690 V	700 V	500 A	28 kA ² s	160 kA ² s	200 kA	90 W	3	0.57 kg
A070UD32LI550	M300207	690 V	700 V	550 A	37 kA ² s	215 kA ² s	200 kA	95 W	3	0.57 kg
A070UD32LI630	N300208	690 V	700 V	630 A	54 kA ² s	310 kA ² s	200 kA	105 W	3	0.57 kg
A070UD32LI700	P300209	690 V	700 V	700 A	76 kA ² s	440 kA ² s	200 kA	110 W	3	0.57 kg
A070UD32LI800	Q300210	690 V	700 V	800 A	115 kA ² s	660 kA ² s	200 kA	120 W	3	0.57 kg
A070UD32LI900	R300211	690 V	700 V	900 A	170 kA ² s	990 kA ² s	200 kA	125 W	3	0.74 kg
A070UD32LI1000	S300212	690 V	700 V	1000 A	240 kA ² s	1380 kA ² s	200 kA	135 W	3	0.74 kg
A065UD32LI1100	B301071	600 V	650 V	1100 A	270 kA ² s	1450 kA ² s	200 kA	165 W	3	0.74 kg
A060UD32LI1250	C301072	550 V	600 V	1250 A	410 kA ² s	1950 kA ² s	200 kA	180 W	3	0.74 kg
A055UD32LI1400	D301073	500 V	550 V	1400 A	555 kA ² s	2300 kA ² s	200 kA	200 W	3	0.74 kg



PC32UD69V900EF

Size 32 type EF blades for bolted connections

Catalog number	Item number	Rated voltage AC (IEC)	Rated voltage AC (UL)	Rated current I _n	Pre-arcing I ² t	Clearing I ² t at Rated Voltage	Rated breaking capacity AC	Power dissipation at I _n	Package	Weight
PC32UD69V400EF	V300168	690 V	700 V	400 A	15 kA ² s	90 kA ² s	200 kA	75 W	3	0.57 kg
PC32UD69V450EF	W300169	690 V	700 V	450 A	22 kA ² s	130 kA ² s	200 kA	80 W	3	0.57 kg
PC32UD69V500EF	X300170	690 V	700 V	500 A	28 kA ² s	160 kA ² s	200 kA	90 W	3	0.57 kg
PC32UD69V550EF	Y300171	690 V	700 V	550 A	37 kA ² s	215 kA ² s	200 kA	95 W	3	0.57 kg
PC32UD69V630EF	Z300172	690 V	700 V	630 A	54 kA ² s	310 kA ² s	200 kA	105 W	3	0.57 kg
PC32UD69V700EF	A300173	690 V	700 V	700 A	76 kA ² s	440 kA ² s	200 kA	110 W	3	0.57 kg
PC32UD69V800EF	B300174	690 V	700 V	800 A	115 kA ² s	660 kA ² s	200 kA	120 W	3	0.57 kg
PC32UD69V900EF	C300175	690 V	700 V	900 A	170 kA ² s	990 kA ² s	200 kA	125 W	3	0.57 kg
PC32UD69V1000EF	D300176	690 V	700 V	1000 A	240 kA ² s	1380 kA ² s	200 kA	135 W	3	0.57 kg

MERSEN reserves the right to change, update or correct, without notice, any information contained in this datasheet.

Protistor® size 33 aR
450 to 690VAC (IEC) / 700VAC (UL)

PRODUCT RANGE



PC33UD69V1400TF

Size 33 type TTF M12 threaded terminals

Catalog number	Item number	Rated voltage AC (IEC)	Rated voltage AC (UL)	Rated current I _n	Pre-arcing I ² t	Clearing I ² t at Rated Voltage	Rated breaking capacity AC	Power dissipation at I _n	Package	Weight
Standard Terminal										
PC33UD69V450TF	W302170	690 V	700 V	450 A	13.45 kA ² s	87 kA ² s	200 kA	84 W	3	0.81 kg
PC33UD69V500TF	V300076	690 V	700 V	500 A	19 kA ² s	110 kA ² s	200 kA	105 W	3	0.81 kg
PC33UD69V550TF	W300077	690 V	700 V	550 A	27 kA ² s	155 kA ² s	200 kA	105 W	3	0.81 kg
PC33UD69V630TF	X300078	690 V	700 V	630 A	40 kA ² s	230 kA ² s	200 kA	110 W	3	0.81 kg
PC33UD69V700TF	Y300079	690 V	700 V	700 A	57 kA ² s	330 kA ² s	200 kA	115 W	3	0.81 kg
PC33UD69V800TF	Z300080	690 V	700 V	800 A	93 kA ² s	540 kA ² s	200 kA	120 W	3	0.81 kg
PC33UD69V900TF	A300081	690 V	700 V	900 A	130 kA ² s	770 kA ² s	200 kA	120 W	3	0.81 kg
PC33UD69V1000TF	B300082	690 V	700 V	1000 A	170 kA ² s	990 kA ² s	200 kA	135 W	3	0.81 kg
PC33UD69V1100TF	C300083	690 V	700 V	1100 A	240 kA ² s	1390 kA ² s	200 kA	135 W	3	0.81 kg
Reinforced Terminal										
PC33UD69V1250TF	D300084	690 V	700 V	1250 A	355 kA ² s	2053 kA ² s	200 kA	150 W	3	0.81 kg
PC33UD69V1400TF	E300085	690 V	700 V	1400 A	465 kA ² s	2700 kA ² s	200 kA	160 W	3	0.81 kg
PC33UD60V1500TF	Y300585	600 V	650 V	1500 A	470 kA ² s	2500 kA ² s	200 kA	210 W	3	0.81 kg
PC33UD60V1600TF	Z300586	600 V	650 V	1600 A	555 kA ² s	2900 kA ² s	200 kA	210 W	3	0.81 kg
PC33UD60V1800TF	A300587	600 V	650 V	1800 A	720 kA ² s	3870 kA ² s	200 kA	225 W	3	0.81 kg
PC33UD55V2000TF	B300588	550 V	600 V	2000 A	950 kA ² s	4500 kA ² s	200 kA	250 W	3	0.81 kg
PC33UD50V2250TF	K300757	500 V	550 V	2250 A	1250 kA ² s	5160 kA ² s	200 kA	280 W	3	0.81 kg
PC33UD45V2500TF	L300758	450 V	500 V	2500 A	1870 kA ² s	6540 kA ² s	200 kA	280 W	3	0.81 kg



A070UD33TTI450

Size 33 type TTI 1/2 in - 13 unified coarse threaded terminals

Catalog number	Item number	Rated voltage AC (IEC)	Rated voltage AC (UL)	Rated current I _n	Pre-arcing I ² t	Clearing I ² t at Rated Voltage	Rated breaking capacity AC	Power dissipation at I _n	Package	Weight
Standard Terminal										
A070UD33TTI450	X302171	690 V	700 V	450 A	13.45 kA ² s	87 kA ² s	200 kA	84 W	3	0.89 kg
A070UD33TTI500	X300446	690 V	700 V	500 A	19 kA ² s	110 kA ² s	200 kA	105 W	3	0.89 kg
A070UD33TTI550	Y300447	690 V	700 V	550 A	27 kA ² s	155 kA ² s	200 kA	105 W	3	0.89 kg
A070UD33TTI630	Z300448	690 V	700 V	630 A	40 kA ² s	230 kA ² s	200 kA	110 W	3	0.89 kg
A070UD33TTI700	A300449	690 V	700 V	700 A	57 kA ² s	330 kA ² s	200 kA	115 W	3	0.89 kg
A070UD33TTI800	T300443	690 V	700 V	800 A	93 kA ² s	540 kA ² s	200 kA	120 W	3	0.89 kg
A070UD33TTI900	B300450	690 V	700 V	900 A	130 kA ² s	770 kA ² s	200 kA	120 W	3	0.89 kg
A070UD33TTI1000	C300451	690 V	700 V	1000 A	170 kA ² s	990 kA ² s	200 kA	135 W	3	0.89 kg
A070UD33TTI1100	D300452	690 V	700 V	1100 A	240 kA ² s	1390 kA ² s	200 kA	135 W	3	0.89 kg
Reinforced Terminal										
A070UD33TTI1250	E300453	690 V	700 V	1250 A	355 kA ² s	2053 kA ² s	200 kA	150 W	3	0.89 kg
A070UD33TTI1400	F300454	690 V	700 V	1400 A	465 kA ² s	2700 kA ² s	200 kA	160 W	3	0.89 kg
A065UD33TTI1500	F302064	600 V	650 V	1500 A	470 kA ² s	2500 kA ² s	200 kA	210 W	3	0.89 kg
A065UD33TTI1600	S301086	600 V	650 V	1600 A	555 kA ² s	2900 kA ² s	200 kA	210 W	3	0.89 kg
A065UD33TTI1800	T301087	600 V	650 V	1800 A	720 kA ² s	3870 kA ² s	200 kA	225 W	3	0.89 kg
A060UD33TTI2000	V301088	550 V	600 V	2000 A	950 kA ² s	4500 kA ² s	200 kA	250 W	3	0.89 kg
A055UD33TTI2250	W301089	500 V	550 V	2250 A	1250 kA ² s	5160 kA ² s	200 kA	280 W	3	0.89 kg
A050UD33TTI2500	Y300838	450 V	500 V	2500 A	1870 kA ² s	6540 kA ² s	200 kA	280 W	3	0.89 kg

MERSEN reserves the right to change, update or correct, without notice, any information contained in this datasheet.

Protistor® size 33 aR
450 to 690VAC (IEC) / 700VAC (UL)

PRODUCT RANGE



PC33UD69V1100A

Size 33 type DIN80 blades

Catalog number	Item number	Rated voltage AC (IEC)	Rated voltage AC (UL)	Rated current I _n	Pre-arcing I ² t	Clearing I ² t at Rated Voltage	Rated breaking capacity AC	Power dissipation at I _n	Package	Weight
Standard Terminal										
PC33UD69V450A	T302168	690 V	700 V	450 A	13.45 kA ² s	87 kA ² s	200 kA	88 W	3	0.81 kg
PC33UD69V500A	G300248	690 V	700 V	500 A	19 kA ² s	110 kA ² s	200 kA	105 W	3	0.81 kg
PC33UD69V550A	H300249	690 V	700 V	550 A	27 kA ² s	155 kA ² s	200 kA	110 W	3	0.81 kg
PC33UD69V630A	J300250	690 V	700 V	630 A	40 kA ² s	230 kA ² s	200 kA	120 W	3	0.81 kg
PC33UD69V700A	K300251	690 V	700 V	700 A	57 kA ² s	330 kA ² s	200 kA	125 W	3	0.81 kg
PC33UD69V800A	L300252	690 V	700 V	800 A	93 kA ² s	540 kA ² s	200 kA	130 W	3	0.81 kg
PC33UD69V900A	M300253	690 V	700 V	900 A	130 kA ² s	770 kA ² s	200 kA	135 W	3	0.81 kg
PC33UD69V1000A	N300254	690 V	700 V	1000 A	170 kA ² s	990 kA ² s	200 kA	155 W	3	0.81 kg
PC33UD69V1100A	P300255	690 V	700 V	1100 A	240 kA ² s	1390 kA ² s	200 kA	160 W	3	0.81 kg
Reinforced Terminal										
PC33UD69V1250A	Q300256	690 V	700 V	1250 A	355 kA ² s	2053 kA ² s	200 kA	180 W	3	0.81 kg
PC33UD69V1400A	R300257	690 V	700 V	1400 A	465 kA ² s	2700 kA ² s	200 kA	200 W	3	0.81 kg
PC33UD60V1500A	M235071	600 V	650 V	1500 A	470 kA ² s	2500 kA ² s	200 kA	210 W	3	0.81 kg
PC33UD60V1600A	X301803	600 V	650 V	1600 A	555 kA ² s	2900 kA ² s	200 kA	240 W	3	0.81 kg
PC33UD60V1800A	E301971	600 V	650 V	1800 A	720 kA ² s	3870 kA ² s	200 kA	225 W	3	0.81 kg
PC33UD55V2000A	A302657	550 V	600 V	2000 A	950 kA ² s	4500 kA ² s	200 kA	250 W	3	0.81 kg



PC33UD69V11CD1A

Size 33 type DIN110 blades

Catalog number	Item number	Rated voltage AC (IEC)	Rated voltage AC (UL)	Rated current I _n	Pre-arcing I ² t	Clearing I ² t at Rated Voltage	Rated breaking capacity AC	Power dissipation at I _n	Package	Weight
Standard Terminal										
PC33UD69V450D1A	V302169	690 V	700 V	450 A	13.45 kA ² s	87 kA ² s	200 kA	88 W	3	0.87 kg
PC33UD69V500D1A	S300258	690 V	700 V	500 A	19 kA ² s	110 kA ² s	200 kA	105 W	3	0.87 kg
PC33UD69V550D1A	T300259	690 V	700 V	550 A	27 kA ² s	155 kA ² s	200 kA	110 W	3	0.87 kg
PC33UD69V630D1A	V300260	690 V	700 V	630 A	40 kA ² s	230 kA ² s	200 kA	120 W	3	0.87 kg
PC33UD69V700D1A	W300261	690 V	700 V	700 A	57 kA ² s	330 kA ² s	200 kA	125 W	3	0.87 kg
PC33UD69V800D1A	X300262	690 V	700 V	800 A	93 kA ² s	540 kA ² s	200 kA	130 W	3	0.87 kg
PC33UD69V900D1A	Y300263	690 V	700 V	900 A	130 kA ² s	770 kA ² s	200 kA	135 W	3	0.87 kg
PC33UD69V10CD1A	Z300264	690 V	700 V	1000 A	170 kA ² s	990 kA ² s	200 kA	155 W	3	0.87 kg
PC33UD69V11CD1A	A300265	690 V	700 V	1100 A	240 kA ² s	1390 kA ² s	200 kA	160 W	3	0.87 kg
Reinforced Terminal										
PC33UD69V12CD1A	B300266	690 V	700 V	1250 A	355 kA ² s	2053 kA ² s	200 kA	180 W	3	0.87 kg
PC33UD69V14CD1A	C300267	690 V	700 V	1400 A	465 kA ² s	2700 kA ² s	200 kA	200 W	3	0.87 kg
PC33UD60V15CD1A	H301974	600 V	650 V	1500 A	470 kA ² s	2500 kA ² s	200 kA	210 W	3	0.87 kg
PC33UD60V16CD1A	Z301437	600 V	650 V	1600 A	500 kA ² s	2900 kA ² s	200 kA	240 W	3	0.87 kg
PC33UD60V18CD1A	-	600 V	650 V	1800 A	720 kA ² s	3870 kA ² s	160 kA	260 W	3	0.87 kg
PC33UD55V20CD1A	S1015765	550 V	600 V	2000 A	950 kA ² s	4500 kA ² s	200 kA	290 W	3	0.87 kg

MERSEN reserves the right to change, update or correct, without notice, any information contained in this datasheet.

Protistor® size 33 aR
450 to 690VAC (IEC) / 700VAC (UL)

PRODUCT RANGE



A070UD33KI1100

Size 33 type KI short slotted blades

Catalog number	Item number	Rated voltage AC (IEC)	Rated voltage AC (UL)	Rated current I _n	Pre-arcing I ² t	Clearing I ² t at Rated Voltage	Rated breaking capacity AC	Power dissipation at I _n	Package	Weight
Standard Terminal										
A070UD33KI500	W300238	690 V	700 V	500 A	19 kA ² s	110 kA ² s	200 kA	105 W	3	0.85 kg
A070UD33KI550	X300239	690 V	700 V	550 A	27 kA ² s	155 kA ² s	200 kA	110 W	3	0.85 kg
A070UD33KI630	Y300240	690 V	700 V	630 A	40 kA ² s	230 kA ² s	200 kA	120 W	3	0.85 kg
A070UD33KI700	Z300241	690 V	700 V	700 A	57 kA ² s	330 kA ² s	200 kA	125 W	3	0.85 kg
A070UD33KI800	A300242	690 V	700 V	800 A	93 kA ² s	540 kA ² s	200 kA	130 W	3	0.85 kg
A070UD33KI900	B300243	690 V	700 V	900 A	130 kA ² s	770 kA ² s	200 kA	135 W	3	0.85 kg
A070UD33KI1000	C300244	690 V	700 V	1000 A	170 kA ² s	990 kA ² s	200 kA	155 W	3	0.85 kg
A070UD33KI1100	D300245	690 V	700 V	1100 A	240 kA ² s	1390 kA ² s	200 kA	160 W	3	0.85 kg
Reinforced Terminal										
A070UD33KI1250	E300246	690 V	700 V	1250 A	355 kA ² s	2053 kA ² s	200 kA	180 W	3	0.85 kg
A070UD33KI1400	F300247	690 V	700 V	1400 A	465 kA ² s	2700 kA ² s	200 kA	200 W	3	0.85 kg
A065UD33KI1600	E302063	600 V	650 V	1600 A	555 kA ² s	2900 kA ² s	200 kA	240 W	3	0.85 kg



A070UD33LI1100

Size 33 type LI long slotted blades

Catalog number	Item number	Rated voltage AC (IEC)	Rated voltage AC (UL)	Rated current I _n	Pre-arcing I ² t	Clearing I ² t at Rated Voltage	Rated breaking capacity AC	Power dissipation at I _n	Package	Weight
Standard Terminal										
A070UD33LI450	Y302172	690 V	700 V	450 A	13.45 kA ² s	87 kA ² s	200 kA	88 W	3	0.88 kg
A070UD33LI500	K300228	690 V	700 V	500 A	19 kA ² s	110 kA ² s	200 kA	105 W	3	0.88 kg
A070UD33LI550	L300229	690 V	700 V	550 A	27 kA ² s	155 kA ² s	200 kA	110 W	3	0.88 kg
A070UD33LI630	M300230	690 V	700 V	630 A	40 kA ² s	230 kA ² s	200 kA	120 W	3	0.88 kg
A070UD33LI700	N300231	690 V	700 V	700 A	57 kA ² s	330 kA ² s	200 kA	125 W	3	0.88 kg
A070UD33LI800	P300232	690 V	700 V	800 A	93 kA ² s	540 kA ² s	200 kA	130 W	3	0.88 kg
A070UD33LI900	Q300233	690 V	700 V	900 A	130 kA ² s	770 kA ² s	200 kA	135 W	3	0.88 kg
A070UD33LI1000	R300234	690 V	700 V	1000 A	170 kA ² s	990 kA ² s	200 kA	155 W	3	0.88 kg
A070UD33LI1100	S300235	690 V	700 V	1100 A	240 kA ² s	1390 kA ² s	200 kA	160 W	3	0.88 kg
Reinforced Terminal										
A070UD33LI1250	T300236	690 V	700 V	1250 A	355 kA ² s	2053 kA ² s	200 kA	180 W	3	0.88 kg
A070UD33LI1400	V300237	690 V	700 V	1400 A	465 kA ² s	2700 kA ² s	200 kA	200 W	3	0.88 kg
A060UD33LI1500	P300531	600 V	650 V	1500 A	470 kA ² s	2500 kA ² s	200 kA	210 W	3	0.88 kg
A060UD33LI2000	J301078	550 V	600 V	2000 A	950 kA ² s	4500 kA ² s	200 kA	290 W	3	0.88 kg
A065UD33LI1600	G301076	600 V	650 V	1600 A	555 kA ² s	2900 kA ² s	200 kA	240 W	3	0.88 kg
A065UD33LI1800	H301077	600 V	650 V	1800 A	720 kA ² s	3870 kA ² s	200 kA	260 W	3	0.88 kg

MERSEN reserves the right to change, update or correct, without notice, any information contained in this datasheet.

Protistor® size 33 aR
450 to 690VAC (IEC) / 700VAC (UL)

PRODUCT RANGE



PC33UD69V1400EF

Size 33 type EF style notched blade connections

Catalog number	Item number	Rated voltage AC (IEC)	Rated voltage AC (UL)	Rated current I _n	Pre-arcing I ² t	Clearing I ² t at Rated Voltage	Rated breaking capacity AC	Power dissipation at I _n	Package	Weight
Standard Terminal										
PC33UD69V500EF	Z300218	690 V	700 V	500 A	19 kA ² s	110 kA ² s	200 kA	105 W	3	0.85 kg
PC33UD69V550EF	A300219	690 V	700 V	550 A	27 kA ² s	155 kA ² s	200 kA	110 W	3	0.85 kg
PC33UD69V630EF	B300220	690 V	700 V	630 A	40 kA ² s	230 kA ² s	200 kA	120 W	3	0.85 kg
PC33UD69V700EF	C300221	690 V	700 V	700 A	57 kA ² s	330 kA ² s	200 kA	125 W	3	0.85 kg
PC33UD69V800EF	D300222	690 V	700 V	800 A	93 kA ² s	540 kA ² s	200 kA	130 W	3	0.85 kg
PC33UD69V900EF	E300223	690 V	700 V	900 A	130 kA ² s	770 kA ² s	200 kA	135 W	3	0.85 kg
PC33UD69V1000EF	F300224	690 V	700 V	1000 A	170 kA ² s	990 kA ² s	200 kA	155 W	3	0.85 kg
PC33UD69V1100EF	G300225	690 V	700 V	1100 A	240 kA ² s	1390 kA ² s	200 kA	160 W	3	0.85 kg
Reinforced Terminal										
PC33UD69V1250EF	H300226	690 V	700 V	1250 A	355 kA ² s	2053 kA ² s	200 kA	180 W	3	0.85 kg
PC33UD69V1400EF	J300227	690 V	700 V	1400 A	465 kA ² s	2700 kA ² s	200 kA	200 W	3	0.85 kg

Size 33 type PA plain blades

Catalog number	Item number	Rated voltage AC (IEC)	Rated voltage AC (UL)	Rated current I _n	Pre-arcing I ² t	Clearing I ² t at Rated Voltage	Rated breaking capacity AC	Power dissipation at I _n	Package	Weight
PC33UD60V1600PA	W302722	600 V	650 V	1600 A	555 kA ² s	2900 kA ² s	200 kA	240 W	3	1.17 kg
PC33UD69V1250PA	V302721	690 V	700 V	1250 A	355 kA ² s	2053 kA ² s	200 kA	180 W	3	1.17 kg
PC33UD69V1400PA	P1028044	690 V	700 V	1400 A	465 kA ² s	2700 kA ² s	200 kA	200 W	3	1.17 kg

Protistor® size 2x32 and 2x33 aR
400 to 690VAC (IEC) / 700VAC (UL)

PRODUCT RANGE



PC232UD69V8CTF

Size 2x32 type TTF M10 threaded terminals with omega bar

Catalog number	Item number	Rated voltage AC (IEC)	Rated voltage AC (UL)	Rated current I _n	Pre-arcing I ² t	Clearing I ² t at Rated Voltage	Rated breaking capacity AC	Power dissipation at I _n	Package	Weight
PC232UD69V8CTF	T300305	690 V	700 V	800 A	61 kA ² s	320 kA ² s	170 kA	144 W	1	1.33 kg
PC232UD69V10CTF	T300213	690 V	700 V	1000 A	111 kA ² s	590 kA ² s	170 kA	165 W	1	1.33 kg
PC232UD69V13CTF	V300214	690 V	700 V	1250 A	218 kA ² s	1100 kA ² s	170 kA	190 W	1	1.33 kg
PC232UD69V14CTF	G300087	690 V	700 V	1400 A	307 kA ² s	1600 kA ² s	170 kA	200 W	1	1.33 kg



PC233UD69V13CTF

Size 2x33 type M12 threaded terminals with omega bar

Catalog number	Item number	Rated voltage AC (IEC)	Rated voltage AC (UL)	Rated current I _n	Pre-arcing I ² t	Clearing I ² t at Rated Voltage	Rated breaking capacity AC	Power dissipation at I _n	Package	Weight
PC233UD69V13CTF	D300268	690 V	700 V	1250 A	159 kA ² s	850 kA ² s	170 kA	230 W	1	1.93 kg
PC233UD69V14CTF	E300269	690 V	700 V	1400 A	228 kA ² s	1200 kA ² s	170 kA	240 W	1	1.93 kg
PC233UD69V16CTF	F300270	690 V	700 V	1600 A	370 kA ² s	1900 kA ² s	170 kA	250 W	1	1.93 kg

MERSEN reserves the right to change, update or correct, without notice, any information contained in this datasheet.

Protistor® size 2x32 and 2x33 aR
400 to 690VAC (IEC) / 700VAC (UL)

PRODUCT RANGE



PC36UD69V18CP11

Size 2x33 type PLAF M10 threaded plates

Catalog number	Item number	Rated voltage AC (IEC)	Rated voltage AC (UL)	Rated current I _n	Pre-arcing I ² t	Clearing I ² t at Rated Voltage	Rated breaking capacity AC	Power dissipation at I _n	Package	Weight
PC36UD69V18CP11	B300427	690 V	700 V	1800 A	515 kA ² s	2800 kA ² s	170 kA	250 W	1	2.5 kg
PC36UD60V20CP11	R302235	600 V	650 V	2000 A	682 kA ² s	3100 kA ² s	160 kA	280 W	1	2.5 kg
PC36UD60V22CP11	Q302234	600 V	650 V	2200 A	957 kA ² s	4400 kA ² s	160 kA	280 W	1	2.5 kg
PC36UD60V25CP11	P302233	600 V	650 V	2500 A	1410 kA ² s	6600 kA ² s	160 kA	310 W	1	2.5 kg
PC36UD60V28CP11	N302232	600 V	650 V	2800 A	1855 kA ² s	8800 kA ² s	160 kA	330 W	1	2.5 kg
PC36UD55V30CP11	L301977	550 V	600 V	3000 A	1870 kA ² s	9000 kA ² s	150 kA	440 W	1	2.5 kg
PC36UD55V32CP11	M301978	550 V	600 V	3200 A	2220 kA ² s	10800 kA ² s	150 kA	455 W	1	2.5 kg
PC36UD50V36CP11	N301979	500 V	550 V	3600 A	2880 kA ² s	12400 kA ² s	130 kA	465 W	1	2.5 kg
PC36UD50V40CP11	P301980	500 V	550 V	4000 A	3790 kA ² s	16200 kA ² s	130 kA	515 W	1	2.5 kg
PC36UD45V45CP11	Q301981	450 V	500 V	4500 A	5000 kA ² s	18600 kA ² s	130 kA	560 W	1	2.5 kg
PC36UD40V50CP11	R301982	400 V	400 V	5000 A	7470 kA ² s	23100 kA ² s	200 kA	580 W	1	2.5 kg

Protistor® size 70 aR
1100 to 1250VAC (IEC) / 1300VAC (UL)

PRODUCT RANGE



PC70UD13C200TF

Size 70 type TTF M8 threaded terminals

Catalog number	Item number	Rated voltage AC (IEC)	Rated voltage AC (UL)	Rated current I _n	Pre-arcing I ² t	Clearing I ² t at Rated Voltage	Rated breaking capacity AC	Power dissipation at I _n	Package	Weight
PC70UD13C50TF	C301095	1250 V	1300 V	50 A	120 A ² s	980 A ² s	126 kA	16 W	3	0.34 kg
PC70UD13C63TF	M300483	1250 V	1300 V	63 A	210 A ² s	1680 A ² s	126 kA	26 W	3	0.34 kg
PC70UD13C80TF	N300484	1250 V	1300 V	80 A	470 A ² s	3780 A ² s	126 kA	27 W	3	0.34 kg
PC70UD13C100TF	P300485	1250 V	1300 V	100 A	830 A ² s	6750 A ² s	126 kA	30 W	3	0.34 kg
PC70UD13C125TF	Q300486	1250 V	1300 V	125 A	1310 A ² s	10500 A ² s	126 kA	38 W	3	0.34 kg
PC70UD13C160TF	R300487	1250 V	1300 V	160 A	2570 A ² s	21000 A ² s	126 kA	45 W	3	0.34 kg
PC70UD13C200TF	S300488	1250 V	1300 V	200 A	4730 A ² s	38000 A ² s	126 kA	54 W	3	0.34 kg
PC70UD13C250TF	T300489	1250 V	1300 V	250 A	9580 A ² s	77000 A ² s	126 kA	58 W	3	0.34 kg
PC70UD12C280TF	N300714	1200 V	1300 V	280 A	14200 A ² s	106000 A ² s	150 kA	61 W	3	0.34 kg
PC70UD12C315TF	V300490	1200 V	1300 V	315 A	20000 A ² s	149000 A ² s	150 kA	66 W	3	0.34 kg
PC70UD11C350TF	W300491	1100 V	1200 V	350 A	27800 A ² s	180000 A ² s	100 kA	68 W	3	0.34 kg
PC70UD11C400TF	E300867	1100 V	1200 V	400 A	38700 A ² s	254000 A ² s	100 kA	81 W	3	0.34 kg
PC70UD11C450TF	H301284	1100 V	1200 V	450 A	61700 A ² s	405000 A ² s	100 kA	82 W	3	0.34 kg
PC70UD10C500TF	J301285	1000 V	1100 V	500 A	84000 A ² s	483000 A ² s	100 kA	83 W	3	0.34 kg



A120UD70TTI350

Size 70 type TTI 5/16 in - 18 unified coarse threaded terminals

Catalog number	Item number	Rated voltage AC (IEC)	Rated voltage AC (UL)	Rated current I _n	Pre-arcing I ² t	Clearing I ² t at Rated Voltage	Rated breaking capacity AC	Power dissipation at I _n	Package	Weight
A130UD70TTI63	Q301015	1250 V	1300 V	63 A	210 A ² s	1680 A ² s	200 kA	26 W	3	0.35 kg
A130UD70TTI80	R301016	1250 V	1300 V	80 A	470 A ² s	3780 A ² s	200 kA	27 W	3	0.35 kg
A130UD70TTI100	S301017	1250 V	1300 V	100 A	830 A ² s	6750 A ² s	200 kA	30 W	3	0.35 kg
A130UD70TTI125	T301018	1250 V	1300 V	125 A	1310 A ² s	10500 A ² s	200 kA	38 W	3	0.35 kg
A130UD70TTI160	V301019	1250 V	1300 V	160 A	2570 A ² s	21000 A ² s	200 kA	45 W	3	0.35 kg
A130UD70TTI200	W301020	1250 V	1300 V	200 A	4730 A ² s	38000 A ² s	200 kA	54 W	3	0.35 kg
A130UD70TTI250	X301021	1250 V	1300 V	250 A	9580 A ² s	77000 A ² s	150 kA	58 W	3	0.35 kg
A130UD70TTI280	Y301022	1200 V	1300 V	280 A	14200 A ² s	106000 A ² s	150 kA	61 W	3	0.35 kg
A130UD70TTI315	Z301023	1200 V	1300 V	315 A	20000 A ² s	149000 A ² s	150 kA	66 W	3	0.35 kg
A120UD70TTI350	A301024	1100 V	1200 V	350 A	27800 A ² s	180000 A ² s	150 kA	68 W	3	0.35 kg

MERSEN reserves the right to change, update or correct, without notice, any information contained in this datasheet.

Protistor® size 70 aR
1100 to 1250VAC (IEC) / 1300VAC (UL)

PRODUCT RANGE



PC70UD13C200D1A

Size 70 type DIN110 blades

Catalog number	Item number	Rated voltage AC (IEC)	Rated voltage AC (UL)	Rated current I _n	Pre-arcing I ² t	Clearing I ² t at Rated Voltage	Rated breaking capacity AC	Power dissipation at I _n	Package	Weight
PC70UD13C63D1A	V300536	1250 V	1300 V	63 A	210 A ² s	1680 A ² s	126 kA	26 W	3	0.36 kg
PC70UD13C80D1A	W300537	1250 V	1300 V	80 A	470 A ² s	3780 A ² s	126 kA	27 W	3	0.36 kg
PC70UD13C100D1A	X300538	1250 V	1300 V	100 A	830 A ² s	6750 A ² s	126 kA	30 W	3	0.36 kg
PC70UD13C125D1A	Y300539	1250 V	1300 V	125 A	1310 A ² s	10500 A ² s	126 kA	38 W	3	0.36 kg
PC70UD13C160D1A	Z300540	1250 V	1300 V	160 A	2570 A ² s	21000 A ² s	126 kA	45 W	3	0.36 kg
PC70UD13C200D1A	A300541	1250 V	1300 V	200 A	4730 A ² s	38000 A ² s	126 kA	56 W	3	0.36 kg
PC70UD13C250D1A	B300542	1250 V	1300 V	250 A	9580 A ² s	77000 A ² s	126 kA	61 W	3	0.36 kg
PC70UD12C280D1A	J300710	1200 V	1300 V	280 A	14200 A ² s	106000 A ² s	150 kA	64 W	3	0.36 kg
PC70UD12C315D1A	C300543	1200 V	1300 V	315 A	20000 A ² s	149000 A ² s	150 kA	72 W	3	0.36 kg
PC70UD11C350D1A	D300544	1100 V	1200 V	350 A	27800 A ² s	180000 A ² s	150 kA	75 W	3	0.36 kg



A130UD70LI063

Size 70 type LI slotted blades

Catalog number	Item number	Rated voltage AC (IEC)	Rated voltage AC (UL)	Rated current I _n	Pre-arcing I ² t	Clearing I ² t at Rated Voltage	Rated breaking capacity AC	Power dissipation at I _n	Package	Weight
A130UD70LI063	W300652	1250 V	1300 V	63 A	210 A ² s	1680 A ² s	200 kA	26 W	3	0.38 kg
A130UD70LI080	X300653	1250 V	1300 V	80 A	470 A ² s	3780 A ² s	200 kA	27 W	3	0.38 kg
A130UD70LI100	Y300654	1250 V	1300 V	100 A	830 A ² s	6750 A ² s	200 kA	30 W	3	0.38 kg
A130UD70LI125	Z300655	1250 V	1300 V	125 A	1310 A ² s	10500 A ² s	200 kA	38 W	3	0.38 kg
A130UD70LI160	A300656	1250 V	1300 V	160 A	2570 A ² s	21000 A ² s	200 kA	45 W	3	0.38 kg
A130UD70LI200	B300657	1250 V	1300 V	200 A	4730 A ² s	38000 A ² s	200 kA	56 W	3	0.38 kg
A130UD70LI250	C300658	1250 V	1300 V	250 A	9580 A ² s	77000 A ² s	150 kA	61 W	3	0.38 kg
A130UD70LI280	Q300716	1200 V	1300 V	280 A	14200 A ² s	106000 A ² s	150 kA	64 W	3	0.38 kg
A130UD70LI315	D300659	1200 V	1300 V	315 A	20000 A ² s	149000 A ² s	150 kA	72 W	3	0.38 kg
A120UD70LI350	E300660	1100 V	1200 V	350 A	27800 A ² s	180000 A ² s	150 kA	75 W	3	0.38 kg



PC70UD11C350EF

Size 70 type EF style notched blade connections

Catalog number	Item number	Rated voltage AC (IEC)	Rated voltage AC (UL)	Rated current I _n	Pre-arcing I ² t	Clearing I ² t at Rated Voltage	Rated breaking capacity AC	Power dissipation at I _n	Package	Weight
PC70UD13C63EF	P300600	1250 V	1300 V	63 A	210 A ² s	1680 A ² s	126 kA	26 W	3	0.36 kg
PC70UD13C80EF	Q300601	1250 V	1300 V	80 A	470 A ² s	3780 A ² s	126 kA	27 W	3	0.36 kg
PC70UD13C100EF	R300602	1250 V	1300 V	100 A	830 A ² s	6750 A ² s	126 kA	30 W	3	0.36 kg
PC70UD13C125EF	S300603	1250 V	1300 V	125 A	1310 A ² s	10500 A ² s	126 kA	38 W	3	0.36 kg
PC70UD13C160EF	T300604	1250 V	1300 V	160 A	2570 A ² s	21000 A ² s	126 kA	45 W	3	0.36 kg
PC70UD13C200EF	V300605	1250 V	1300 V	200 A	4730 A ² s	38000 A ² s	126 kA	56 W	3	0.36 kg
PC70UD13C250EF	W300606	1250 V	1300 V	250 A	9580 A ² s	77000 A ² s	126 kA	61 W	3	0.36 kg
PC70UD12C280EF	L300712C	1200 V	1300 V	280 A	14200 A ² s	106000 A ² s	126 kA	64 W	3	0.36 kg
PC70UD12C315EF	X300607	1200 V	1300 V	315 A	20000 A ² s	149000 A ² s	150 kA	72 W	3	0.36 kg
PC70UD11C350EF	Y300608	1100 V	1200 V	350 A	27800 A ² s	180000 A ² s	150 kA	75 W	3	0.36 kg



PC70UD13C50PA

Size 70 type PA plain blades

Catalog number	Item number	Rated voltage AC (IEC)	Rated voltage AC (UL)	Rated current I _n	Pre-arcing I ² t	Clearing I ² t at Rated Voltage	Rated breaking capacity AC	Power dissipation at I _n	Package	Weight
PC70UD13C50PA	J301423	1250 V	1300 V	50 A	120 A ² s	980 A ² s	126 kA	16 W	3	0.36 kg
PC70UD13C63PA	A301185	1250 V	1300 V	63 A	210 A ² s	1680 A ² s	126 kA	26 W	3	0.36 kg
PC70UD13C80PA	M301242	1250 V	1300 V	80 A	470 A ² s	3780 A ² s	126 kA	27 W	3	0.36 kg
PC70UD13C100PA	J301124	1250 V	1300 V	100 A	830 A ² s	6750 A ² s	126 kA	30 W	3	0.36 kg
PC70UD13C125PA	K301125	1250 V	1300 V	125 A	1310 A ² s	10500 A ² s	126 kA	38 W	3	0.36 kg
PC70UD13C160PA	D301188	1250 V	1300 V	160 A	2570 A ² s	21000 A ² s	126 kA	45 W	3	0.36 kg
PC70UD13C200PA	Z300839	1250 V	1300 V	200 A	4730 A ² s	38000 A ² s	126 kA	56 W	3	0.36 kg

MERSEN reserves the right to change, update or correct, without notice, any information contained in this datasheet.

Protistor® size 71 aR
750 to 1250VAC (IEC) / 1300VAC (UL)

PRODUCT RANGE



PC71UD13C450TF

Size 71 type TTF M8 threaded terminals

Catalog number	Item number	Rated voltage AC (IEC)	Rated voltage AC (UL)	Rated current I _n	Pre-arcing I ² t	Clearing I ² t at Rated Voltage	Rated breaking capacity AC	Power dissipation at I _n	Package	Weight
PC71UD13C160TF	B300749	1250 V	1300 V	160 A	2.6 kA ² s	21 kA ² s	126 kA	46 W	3	0.52 kg
PC71UD13C200TF	Z300517	1250 V	1300 V	200 A	4.7 kA ² s	38 kA ² s	126 kA	54 W	3	0.52 kg
PC71UD13C250TF	A300518	1250 V	1300 V	250 A	8.9 kA ² s	72 kA ² s	126 kA	61 W	3	0.52 kg
PC71UD13C280TF	P300715	1250 V	1300 V	280 A	12 kA ² s	96 kA ² s	126 kA	68 W	3	0.52 kg
PC71UD13C315TF	B300519	1250 V	1300 V	315 A	16 kA ² s	129 kA ² s	126 kA	73 W	3	0.52 kg
PC71UD13C350TF	C300520	1250 V	1300 V	350 A	22 kA ² s	178 kA ² s	126 kA	76 W	3	0.52 kg
PC71UD13C400TF	D300521	1250 V	1300 V	400 A	38 kA ² s	308 kA ² s	126 kA	76 W	3	0.52 kg
PC71UD13C450TF	E300522	1250 V	1300 V	450 A	47.2 kA ² s	378 kA ² s	126 kA	87 W	3	0.52 kg
PC71UD11C500TF	F300523	1100 V	1200 V	500 A	68 kA ² s	441 kA ² s	150 kA	90 W	3	0.52 kg
PC71UD11C550TF	G300524	1100 V	1200 V	550 A	84 kA ² s	548 kA ² s	150 kA	98 W	3	0.52 kg
PC71UD11C630TF	H300525	1000 V	1100 V	630 A	126 kA ² s	725 kA ² s	150 kA	105 W	3	0.52 kg
PC71UD10C700TF	M301288	1000 V	1100 V	700 A	180 kA ² s	1040 kA ² s	150 kA	105 W	3	0.52 kg
PC71UD90V800TF	Z300862	900 V	950 V	800 A	290 kA ² s	1540 kA ² s	150 kA	116 W	3	0.52 kg
PC71UD80V900TF	N301289	800 V	850 V	900 A	446 kA ² s	2010 kA ² s	150 kA	100 W	3	0.52 kg
PC71UD75V10CTF	R301292	750 V	800 V	1000 A	556 kA ² s	2310 kA ² s	150 kA	129 W	3	0.52 kg



A130UD71TTI450

Size 71 type TTI 5/16 in - 18 unified coarse threaded terminals

Catalog number	Item number	Rated voltage AC (IEC)	Rated voltage AC (UL)	Rated current I _n	Pre-arcing I ² t	Clearing I ² t at Rated Voltage	Rated breaking capacity AC	Power dissipation at I _n	Package	Weight
A130UD71TTI160	B301025	1250 V	1300 V	160 A	2.6 kA ² s	21 kA ² s	126 kA	46 W	3	0.5 kg
A130UD71TTI200	C301026	1250 V	1300 V	200 A	4.7 kA ² s	38 kA ² s	126 kA	54 W	3	0.5 kg
A130UD71TTI250	D301027	1250 V	1300 V	250 A	8.9 kA ² s	72 kA ² s	126 kA	61 W	3	0.5 kg
A130UD71TTI280	E301028	1250 V	1300 V	280 A	12 kA ² s	96 kA ² s	126 kA	68 W	3	0.5 kg
A130UD71TTI315	F301029	1250 V	1300 V	315 A	16 kA ² s	129 kA ² s	126 kA	73 W	3	0.5 kg
A130UD71TTI350	G301030	1250 V	1300 V	350 A	22 kA ² s	178 kA ² s	126 kA	76 W	3	0.5 kg
A120UD71TTI550	L301034	1100 V	1200 V	550 A	84 kA ² s	548 kA ² s	150 kA	98 W	3	0.5 kg
A120UD71TTI630	M301035	1000 V	1100 V	630 A	126 kA ² s	820 kA ² s	126 kA	105 W	3	0.5 kg
A130UD71TTI400	H301031	1250 V	1300 V	400 A	38 kA ² s	308 kA ² s	126 kA	76 W	3	0.5 kg
A130UD71TTI450	J301032	1250 V	1300 V	450 A	47 kA ² s	378 kA ² s	126 kA	87 W	3	0.5 kg
A130UD71TTI500	K301033	1100 V	1200 V	500 A	68 kA ² s	441 kA ² s	150 kA	90 W	3	0.5 kg



PC71UD13C160D1A

Size 71 type DIN110 blades

Catalog number	Item number	Rated voltage AC (IEC)	Rated voltage AC (UL)	Rated current I _n	Pre-arcing I ² t	Clearing I ² t at Rated Voltage	Rated breaking capacity AC	Power dissipation at I _n	Package	Weight
PC71UD13C160D1A	D300751	1250 V	1300 V	160 A	2.6 kA ² s	21 kA ² s	126 kA	46 W	3	0.52 kg
PC71UD13C200D1A	E300545	1250 V	1300 V	200 A	4.7 kA ² s	38 kA ² s	126 kA	54 W	3	0.52 kg
PC71UD13C250D1A	F300546	1250 V	1300 V	250 A	8.9 kA ² s	72 kA ² s	126 kA	61 W	3	0.52 kg
PC71UD10C630D1A	N300553	1000 V	1100 V	630 A	125 kA ² s	725 kA ² s	167 kA	120 W	3	0.52 kg
PC71UD13C280D1A	K300711	1250 V	1300 V	280 A	12 kA ² s	96 kA ² s	126 kA	70 W	3	0.52 kg
PC71UD13C315D1A	G300547	1250 V	1300 V	315 A	16 kA ² s	129 kA ² s	126 kA	76 W	3	0.52 kg
PC71UD13C350D1A	H300548	1250 V	1300 V	350 A	22 kA ² s	178 kA ² s	126 kA	80 W	3	0.52 kg
PC71UD13C400D1A	J300549	1250 V	1300 V	400 A	38 kA ² s	308 kA ² s	126 kA	80 W	3	0.52 kg
PC71UD13C450D1A	K300550	1250 V	1300 V	450 A	47 kA ² s	378 kA ² s	126 kA	95 W	3	0.52 kg
PC71UD11C500D1A	L300551	1100 V	1200 V	500 A	68 kA ² s	441 kA ² s	150 kA	100 W	3	0.52 kg
PC71UD11C550D1A	M300552	1100 V	1200 V	550 A	84 kA ² s	548 kA ² s	150 kA	112 W	3	0.52 kg

MERSEN reserves the right to change, update or correct, without notice, any information contained in this datasheet.

Protistor® size 71 aR
750 to 1250VAC (IEC) / 1300VAC (UL)

PRODUCT RANGE



A110UD71LLI630

Size 71 type LI slotted blades

Catalog number	Item number	Rated voltage AC (IEC)	Rated voltage AC (UL)	Rated current I _n	Pre-arcing I ² t	Clearing I ² t at Rated Voltage	Rated breaking capacity AC	Power dissipation at I _n	Package	Weight
A130UD71LLI160	E300752	1250 V	1300 V	160 A	2.6 kA ² s	21 kA ² s	126 kA	46 W	3	0.54 kg
A130UD71LLI200	F300661	1250 V	1300 V	200 A	4.7 kA ² s	38 kA ² s	126 kA	54 W	3	0.54 kg
A130UD71LLI250	G300662	1250 V	1300 V	250 A	8.9 kA ² s	72 kA ² s	126 kA	61 W	3	0.54 kg
A130UD71LLI280	R300717	1250 V	1300 V	280 A	12 kA ² s	96 kA ² s	126 kA	70 W	3	0.54 kg
A130UD71LLI315	H300663	1250 V	1300 V	315 A	16 kA ² s	129 kA ² s	126 kA	76 W	3	0.54 kg
A130UD71LLI350	J300664	1250 V	1300 V	350 A	22 kA ² s	178 kA ² s	126 kA	80 W	3	0.54 kg
A130UD71LLI400	K300665	1250 V	1300 V	400 A	38 kA ² s	308 kA ² s	126 kA	80 W	3	0.54 kg
A130UD71LLI450	L300666	1250 V	1300 V	450 A	47 kA ² s	378 kA ² s	126 kA	95 W	3	0.54 kg
A120UD71LLI500	M300667	1100 V	1200 V	500 A	68 kA ² s	441 kA ² s	150 kA	100 W	3	0.54 kg
A120UD71LLI550	N300668	1100 V	1200 V	550 A	84 kA ² s	548 kA ² s	167 kA	112 W	3	0.54 kg
A110UD71LLI630	P300669	1000 V	1100 V	630 A	126 kA ² s	725 kA ² s	167 kA	120 W	3	0.54 kg



PC71UD11C550EF

Size 71 type EF style notched blade connections

Catalog number	Item number	Rated voltage AC (IEC)	Rated voltage AC (UL)	Rated current I _n	Pre-arcing I ² t	Clearing I ² t at Rated Voltage	Rated breaking capacity AC	Power dissipation at I _n	Package	Weight
PC71UD13C160EF	C300750	1250 V	1300 V	160 A	2.6 kA ² s	21 kA ² s	126 kA	46 W	3	0.54 kg
PC71UD13C200EF	Z300609	1250 V	1300 V	200 A	4.7 kA ² s	38 kA ² s	126 kA	54 W	3	0.54 kg
PC71UD13C250EF	A300610	1250 V	1300 V	250 A	8.9 kA ² s	72 kA ² s	126 kA	61 W	3	0.54 kg
PC71UD13C280EF	M300713	1250 V	1300 V	280 A	12 kA ² s	96 kA ² s	126 kA	70 W	3	0.54 kg
PC71UD10C630EF	H300617	1000 V	1100 V	630 A	126 kA ² s	725 kA ² s	167 kA	120 W	3	0.54 kg
PC71UD13C315EF	B300611	1250 V	1300 V	315 A	16 kA ² s	129 kA ² s	126 kA	76 W	3	0.54 kg
PC71UD13C350EF	C300612	1250 V	1300 V	350 A	22 kA ² s	178 kA ² s	126 kA	80 W	3	0.54 kg
PC71UD13C400EF	D300613	1250 V	1300 V	400 A	38 kA ² s	308 kA ² s	126 kA	80 W	3	0.54 kg
PC71UD13C450EF	E300614	1250 V	1300 V	450 A	47 kA ² s	378 kA ² s	126 kA	95 W	3	0.54 kg
PC71UD11C500EF	F300615	1100 V	1200 V	500 A	68 kA ² s	441 kA ² s	150 kA	100 W	3	0.54 kg
PC71UD11C550EF	G300616	1100 V	1200 V	550 A	84 kA ² s	548 kA ² s	167 kA	112 W	3	0.54 kg



PC71UD13C450PA

Size 71 type PA plain blades

Catalog number	Item number	Rated voltage AC (IEC)	Rated voltage AC (UL)	Rated current I _n	Pre-arcing I ² t	Clearing I ² t at Rated Voltage	Rated breaking capacity AC	Power dissipation at I _n	Package	Weight
PC71UD13C160PA	M301219	1250 V	1300 V	160 A	2.6 kA ² s	21 kA ² s	126 kA	46 W	3	0.56 kg
PC71UD13C200PA	G301835	1250 V	1300 V	200 A	4.7 kA ² s	38 kA ² s	126 kA	54 W	3	0.56 kg
PC71UD13C250PA	B301163	1250 V	1300 V	250 A	8.9 kA ² s	72 kA ² s	126 kA	61 W	3	0.56 kg
PC71UD13C315PA	A300840	1250 V	1300 V	315 A	16 kA ² s	129 kA ² s	126 kA	76 W	3	0.56 kg
PC71UD13C350PA	H1000070	1250 V	1300 V	350 A	22 kA ² s	178 kA ² s	126 kA	80 W	3	0.56 kg
PC71UD13C400PA	Q301222	1250 V	1300 V	400 A	38 kA ² s	308 kA ² s	126 kA	80 W	3	0.56 kg
PC71UD13C450PA	W302975	1250 V	1300 V	450 A	47 kA ² s	378 kA ² s	126 kA	95 W	3	0.56 kg

MERSEN reserves the right to change, update or correct, without notice, any information contained in this datasheet.

Protistor® size 72 aR
850 to 1250VAC (IEC) / 1300VAC (UL)

PRODUCT RANGE



PC72UD13C630TF

Size 72 type TTF M10 threaded terminals

Catalog number	Item number	Rated voltage AC (IEC)	Rated voltage AC (UL)	Rated current I _n	Pre-arcing I ² t	Clearing I ² t at Rated Voltage	Rated breaking capacity AC	Power dissipation at I _n	Package	Weight
PC72UD13C315TF	Z300494	1250 V	1300 V	315 A	15.1 kA ² s	125 kA ² s	126 kA	76 W	3	0.8 kg
PC72UD13C350TF	A300495	1250 V	1300 V	350 A	21 kA ² s	170 kA ² s	126 kA	77 W	3	0.8 kg
PC72UD13C400TF	B300496	1250 V	1300 V	400 A	32.8 kA ² s	270 kA ² s	126 kA	80 W	3	0.8 kg
PC72UD13C450TF	C300497	1250 V	1300 V	450 A	44.2 kA ² s	360 kA ² s	126 kA	89 W	3	0.8 kg
PC72UD13C500TF	D300498	1250 V	1300 V	500 A	57.1 kA ² s	465 kA ² s	126 kA	98 W	3	0.8 kg
PC72UD13C550TF	E300499	1250 V	1300 V	550 A	68 kA ² s	550 kA ² s	126 kA	110 W	3	0.8 kg
PC72UD13C630TF	F300500	1250 V	1300 V	630 A	106.3 kA ² s	860 kA ² s	126 kA	113 W	3	0.8 kg
PC72UD11C700TF	G300501	1100 V	1200 V	700 A	141.9 kA ² s	920 kA ² s	150 kA	140 W	3	0.8 kg
PC72UD11C800TF	H300502	1100 V	1200 V	800 A	215.1 kA ² s	1400 kA ² s	150 kA	146 W	3	0.8 kg
PC72UD10C900TF	G300869	1000 V	1100 V	900 A	312 kA ² s	1800 kA ² s	167 kA	152 W	3	0.8 kg
PC72UD85V1000TF	T301294	850 V	900 V	1000 A	439 kA ² s	2150 kA ² s	100 kA	136 W	3	0.8 kg



A120UD72TTI800

Size 72 type TTI 3/8 in - 16 unified coarse threaded terminals

Catalog number	Item number	Rated voltage AC (IEC)	Rated voltage AC (UL)	Rated current I _n	Pre-arcing I ² t	Clearing I ² t at Rated Voltage	Rated breaking capacity AC	Power dissipation at I _n	Package	Weight
A130UD72TTI280	N301036	1250 V	1300 V	280 A	10.3 kA ² s	85 kA ² s	126 kA	72 W	3	0.85 kg
A130UD72TTI315	P301037	1250 V	1300 V	315 A	15.1 kA ² s	125 kA ² s	126 kA	76 W	3	0.85 kg
A130UD72TTI350	Q301038	1250 V	1300 V	350 A	21 kA ² s	170 kA ² s	126 kA	77 W	3	0.85 kg
A130UD72TTI400	R301039	1250 V	1300 V	400 A	32.8 kA ² s	270 kA ² s	126 kA	80 W	3	0.85 kg
A130UD72TTI450	S301040	1250 V	1300 V	450 A	44.2 kA ² s	360 kA ² s	126 kA	87 W	3	0.85 kg
A130UD72TTI500	T301041	1250 V	1300 V	500 A	57.1 kA ² s	465 kA ² s	126 kA	94 W	3	0.85 kg
A130UD72TTI550	V301042	1250 V	1300 V	550 A	68 kA ² s	550 kA ² s	126 kA	110 W	3	0.85 kg
A130UD72TTI630	W301043	1250 V	1300 V	630 A	106.3 kA ² s	860 kA ² s	126 kA	113 W	3	0.85 kg
A120UD72TTI700	X301044	1100 V	1200 V	700 A	141.9 kA ² s	920 kA ² s	150 kA	140 W	3	0.85 kg
A120UD72TTI800	Y301045	1100 V	1200 V	800 A	215.1 kA ² s	1400 kA ² s	150 kA	146 W	3	0.85 kg



PC72UD13C550D1A

Size 72 type DIN110 blades

Catalog number	Item number	Rated voltage AC (IEC)	Rated voltage AC (UL)	Rated current I _n	Pre-arcing I ² t	Clearing I ² t at Rated Voltage	Rated breaking capacity AC	Power dissipation at I _n	Package	Weight
PC72UD13C280D1A	P300554	1250 V	1300 V	280 A	10.3 kA ² s	85 kA ² s	126 kA	72 W	3	0.70 kg
PC72UD13C315D1A	Q300555	1250 V	1300 V	315 A	15.1 kA ² s	125 kA ² s	126 kA	76 W	3	0.70 kg
PC72UD13C350D1A	R300556	1250 V	1300 V	350 A	21 kA ² s	170 kA ² s	126 kA	77 W	3	0.70 kg
PC72UD13C400D1A	S300557	1250 V	1300 V	400 A	32.8 kA ² s	270 kA ² s	126 kA	80 W	3	0.70 kg
PC72UD13C450D1A	T300558	1250 V	1300 V	450 A	44.2 kA ² s	360 kA ² s	126 kA	89 W	3	0.70 kg
PC72UD13C500D1A	V300559	1250 V	1300 V	500 A	57.1 kA ² s	465 kA ² s	126 kA	98 W	3	0.70 kg
PC72UD13C550D1A	W300560	1250 V	1300 V	550 A	68 kA ² s	550 kA ² s	126 kA	120 W	3	0.70 kg
PC72UD11C630D1A	X300561	1100 V	1200 V	630 A	106.3 kA ² s	690 kA ² s	150 kA	125 W	3	0.70 kg
PC72UD10C700D1A	Y300562	1000 V	1100 V	700 A	141.9 kA ² s	815 kA ² s	167 kA	140 W	3	0.70 kg
PC72UD10C800D1A	Z300563	1000 V	1100 V	800 A	215.1 kA ² s	1240 kA ² s	167 kA	146 W	3	0.70 kg

MERSEN reserves the right to change, update or correct, without notice, any information contained in this datasheet.

Protistor® size 72 aR
850 to 1250VAC (IEC) / 1300VAC (UL)

PRODUCT RANGE



A110UD72LI800

Size 72 type LI slotted blades

Catalog number	Item number	Rated voltage AC (IEC)	Rated voltage AC (UL)	Rated current I _n	Pre-arcing I ² t	Clearing I ² t at Rated Voltage	Rated breaking capacity AC	Power dissipation at I _n	Package	Weight
A130UD72LI280	Q300670	1250 V	1300 V	280 A	10.3 kA ² s	85 kA ² s	126 kA	72 W	3	0.72 kg
A130UD72LI315	R300671	1250 V	1300 V	315 A	15.1 kA ² s	125 kA ² s	126 kA	76 W	3	0.72 kg
A130UD72LI350	S300672	1250 V	1300 V	350 A	21 kA ² s	170 kA ² s	126 kA	77 W	3	0.72 kg
A130UD72LI400	T300673	1250 V	1300 V	400 A	32.8 kA ² s	270 kA ² s	126 kA	80 W	3	0.72 kg
A130UD72LI450	V300674	1250 V	1300 V	450 A	44.2 kA ² s	360 kA ² s	126 kA	89 W	3	0.72 kg
A130UD72LI500	W300675	1250 V	1300 V	500 A	57.1 kA ² s	465 kA ² s	126 kA	98 W	3	0.72 kg
A130UD72LI550	X300676	1250 V	1300 V	550 A	68 kA ² s	550 kA ² s	126 kA	120 W	3	0.72 kg
A120UD72LI630	Y300677	1100 V	1200 V	630 A	106.3 kA ² s	690 kA ² s	150 kA	125 W	3	0.72 kg
A110UD72LI700	Z300678	1000 V	1100 V	700 A	141.9 kA ² s	815 kA ² s	167 kA	140 W	3	0.72 kg
A110UD72LI800	A300679	1000 V	1100 V	800 A	215.1 kA ² s	1240 kA ² s	167 kA	146 W	3	0.72 kg



PC72UD10C800EF

Size 72 type EF style notched blade connections

Catalog number	Item number	Rated voltage AC (IEC)	Rated voltage AC (UL)	Rated current I _n	Pre-arcing I ² t	Clearing I ² t at Rated Voltage	Rated breaking capacity AC	Power dissipation at I _n	Package	Weight
PC72UD13C280EF	J300618	1250 V	1300 V	280 A	10.3 kA ² s	85 kA ² s	126 kA	72 W	3	0.76 kg
PC72UD13C315EF	K300619	1250 V	1300 V	315 A	15.1 kA ² s	125 kA ² s	126 kA	76 W	3	0.76 kg
PC72UD13C350EF	L300620	1250 V	1300 V	350 A	21 kA ² s	170 kA ² s	126 kA	77 W	3	0.76 kg
PC72UD13C400EF	M300621	1250 V	1300 V	400 A	32.8 kA ² s	270 kA ² s	126 kA	80 W	3	0.76 kg
PC72UD13C450EF	N300622	1250 V	1300 V	450 A	44.2 kA ² s	360 kA ² s	126 kA	89 W	3	0.76 kg
PC72UD13C500EF	P300623	1250 V	1300 V	500 A	57.1 kA ² s	465 kA ² s	126 kA	98 W	3	0.76 kg
PC72UD11C630EF	R300625	1100 V	1200 V	630 A	106.3 kA ² s	690 kA ² s	150 kA	125 W	3	0.76 kg
PC72UD10C700EF	S300626	1000 V	1100 V	700 A	141.9 kA ² s	815 kA ² s	167 kA	140 W	3	0.76 kg
PC72UD10C800EF	T300627	1000 V	1100 V	800 A	215.1 kA ² s	1240 kA ² s	167 kA	146 W	3	0.76 kg



PC72UD11C630PA

Size 72 type PA plain blades

Catalog number	Item number	Rated voltage AC (IEC)	Rated voltage AC (UL)	Rated current I _n	Pre-arcing I ² t	Clearing I ² t at Rated Voltage	Rated breaking capacity AC	Power dissipation at I _n	Package	Weight
PC72UD13C315PA	H301836	1250 V	1300 V	315 A	15.1 kA ² s	125 kA ² s	126 kA	76 W	3	0.78 kg
PC72UD13C400PA	B300841	1250 V	1300 V	400 A	32.8 kA ² s	270 kA ² s	126 kA	80 W	3	0.78 kg
PC72UD13C450PA	C300842	1250 V	1300 V	450 A	44.2 kA ² s	360 kA ² s	126 kA	89 W	3	0.78 kg
PC72UD13C500PA	P302716	1250 V	1300 V	500 A	57.1 kA ² s	465 kA ² s	126 kA	98 W	3	0.78 kg
PC72UD11C630PA	N301220	1100 V	1200 V	630 A	106.3 kA ² s	690 kA ² s	150 kA	125 W	3	0.78 kg
PC72UD10C800PA	M302047	1000 V	1100 V	800 A	215.1 kA ² s	1240 kA ² s	167 kA	146 W	3	0.78 kg

MERSEN reserves the right to change, update or correct, without notice, any information contained in this datasheet.

Protistor® size 73 aR
600 to 1250VAC (IEC) / 1300VAC (UL)

PRODUCT RANGE



PC73UD10C1000TF

Size 73 type TTF M12 threaded terminals

Catalog number	Item number	Rated voltage AC (IEC)	Rated voltage AC (UL)	Rated current I _n	Pre-arcing I ² t	Clearing I ² t at Rated Voltage	Rated breaking capacity AC	Power dissipation at I _n	Package	Weight
PC73UD13C315TF	J300503	1250 V	1300 V	315 A	12 kA ² s	95 kA ² s	126 kA	84 W	1	1.22 kg
PC73UD13C350TF	K300504	1250 V	1300 V	350 A	17 kA ² s	140 kA ² s	126 kA	86 W	1	1.22 kg
PC73UD13C400TF	L300505	1250 V	1300 V	400 A	25 kA ² s	205 kA ² s	126 kA	93 W	1	1.22 kg
PC73UD13C450TF	M300506	1250 V	1300 V	450 A	35.5 kA ² s	290 kA ² s	126 kA	99 W	1	1.22 kg
PC73UD13C500TF	N300507	1250 V	1300 V	500 A	44 kA ² s	360 kA ² s	126 kA	112 W	1	1.22 kg
PC73UD13C550TF	P300508	1250 V	1300 V	550 A	57 kA ² s	465 kA ² s	126 kA	116 W	1	1.22 kg
PC73UD13C630TF	Q300509	1250 V	1300 V	630 A	84 kA ² s	680 kA ² s	126 kA	125 W	1	1.22 kg
PC73UD13C700TF	R300510	1250 V	1300 V	700 A	114 kA ² s	900 kA ² s	126 kA	135 W	1	1.22 kg
PC73UD13C800TF	S300511	1250 V	1300 V	800 A	189 kA ² s	1530 kA ² s	126 kA	136 W	1	1.22 kg
PC73UD12C900TF	T300512	1200 V	1300 V	900 A	250 kA ² s	1870 kA ² s	126 kA	151 W	1	1.22 kg
PC73UD10C1000TF	V300513	1000 V	1100 V	1000 A	370 kA ² s	2130 kA ² s	167 kA	152 W	1	1.22 kg
PC73UD95V11CTF	W300514	950 V	1000 V	1100 A	445 kA ² s	2430 kA ² s	150 kA	168 W	1	1.22 kg
PC73UD90V13CTF	T300696	900 V	1000 V	1250 A	585 kA ² s	3080 kA ² s	150 kA	186 W	1	1.22 kg
PC73UD85V14CTF	S300718	850 V	900 V	1400 A	755 kA ² s	3700 kA ² s	150 kA	210 W	1	1.22 kg
PC73UD69V16CTF	B301301	690 V	700 V	1600 A	1430 kA ² s	5740 kA ² s	150 kA	203 W	1	1.22 kg
PC73UD60V18CTF	C301302	600 V	650 V	1800 A	2040 kA ² s	7150 kA ² s	200 kA	206 W	1	1.22 kg



A130UD73TTI900

Size 73 type TTI 1/2 in - 13 unified coarse threaded terminals

Catalog number	Item number	Rated voltage AC (IEC)	Rated voltage AC (UL)	Rated current I _n	Pre-arcing I ² t	Clearing I ² t at Rated Voltage	Rated breaking capacity AC	Power dissipation at I _n	Package	Weight
A130UD73TTI315	Z301046	1250 V	1300 V	315 A	12 kA ² s	95 kA ² s	126 kA	84 W	1	1.25 kg
A130UD73TTI350	A301047	1250 V	1300 V	350 A	17 kA ² s	140 kA ² s	126 kA	86 W	1	1.25 kg
A130UD73TTI400	B301048	1250 V	1300 V	400 A	25 kA ² s	205 kA ² s	126 kA	93 W	1	1.25 kg
A130UD73TTI450	C301049	1250 V	1300 V	450 A	35.5 kA ² s	290 kA ² s	126 kA	99 W	1	1.25 kg
A130UD73TTI500	D301050	1250 V	1300 V	500 A	44 kA ² s	360 kA ² s	126 kA	112 W	1	1.25 kg
A130UD73TTI550	E301051	1250 V	1300 V	550 A	57 kA ² s	465 kA ² s	126 kA	116 W	1	1.25 kg
A130UD73TTI630	F301052	1250 V	1300 V	630 A	84 kA ² s	680 kA ² s	126 kA	125 W	1	1.25 kg
A130UD73TTI700	G301053	1250 V	1300 V	700 A	114 kA ² s	900 kA ² s	126 kA	135 W	1	1.25 kg
A130UD73TTI800	H301054	1250 V	1300 V	800 A	189 kA ² s	1530 kA ² s	150 kA	136 W	1	1.25 kg
A130UD73TTI900	T1013903	1200 V	1300 V	900 A	250 kA ² s	1870 kA ² s	150 kA	150 W	1	1.25 kg
A110UD73TTI1000	K301056	1000 V	1100 V	1000 A	370 kA ² s	2130 kA ² s	167 kA	152 W	1	1.25 kg
A100UD73TTI1100	L301057	950 V	1000 V	1100 A	445 kA ² s	2430 kA ² s	150 kA	168 W	1	1.25 kg
A100UD73TTI1250	M301058	900 V	1000 V	1250 A	585 kA ² s	3080 kA ² s	150 kA	186 W	1	1.25 kg
A090UD73TTI1400	N301059	850 V	900 V	1400 A	755 kA ² s	3700 kA ² s	150 kA	210 W	1	1.25 kg
A070UD73TTI1600	Q300877	690 V	700 V	1600 A	1430 kA ² s	5740 kA ² s	200 kA	203 W	1	1.25 kg
A065UD73TTI1800	R300878	600 V	650 V	1800 A	2040 kA ² s	7150 kA ² s	200 kA	206 W	1	1.25 kg



PC73UD90V11CD1A

Size 73 type DIN110 blades

Catalog number	Item number	Rated voltage AC (IEC)	Rated voltage AC (UL)	Rated current I _n	Pre-arcing I ² t	Clearing I ² t at Rated Voltage	Rated breaking capacity AC	Power dissipation at I _n	Package	Weight
PC73UD13C315D1A	A300564	1250 V	1300 V	315 A	12 kA ² s	95 kA ² s	126 kA	84 W	1	1.12 kg
PC73UD13C350D1A	B300565	1250 V	1300 V	350 A	17 kA ² s	140 kA ² s	126 kA	86 W	1	1.12 kg
PC73UD13C400D1A	C300566	1250 V	1300 V	400 A	25 kA ² s	205 kA ² s	126 kA	93 W	1	1.12 kg
PC73UD13C450D1A	D300567	1250 V	1300 V	450 A	35.5 kA ² s	290 kA ² s	126 kA	100 W	1	1.12 kg
PC73UD13C500D1A	E300568	1250 V	1300 V	500 A	44 kA ² s	360 kA ² s	126 kA	112 W	1	1.12 kg
PC73UD13C550D1A	F300569	1250 V	1300 V	550 A	57 kA ² s	465 kA ² s	126 kA	120 W	1	1.12 kg
PC73UD13C630D1A	G300570	1250 V	1300 V	630 A	84 kA ² s	680 kA ² s	126 kA	132 W	1	1.12 kg
PC73UD12C700D1A	H300571	1200 V	1300 V	700 A	110 kA ² s	900 kA ² s	150 kA	146 W	1	1.12 kg
PC73UD11C800D1A	J300572	1100 V	1200 V	800 A	190 kA ² s	1230 kA ² s	150 kA	148 W	1	1.12 kg
PC73UD10C900D1A	K300573	1000 V	1100 V	900 A	250 kA ² s	1440 kA ² s	167 kA	170 W	1	1.12 kg
PC73UD90V11CD1A	M300575	900 V	1000 V	1100 A	445 kA ² s	2280 kA ² s	150 kA	208 W	1	1.12 kg
PC73UD90V10CD1A	L300574	900 V	1000 V	1000 A	370 kA ² s	1920 kA ² s	150 kA	174 W	1	1.12 kg

MERSEN reserves the right to change, update or correct, without notice, any information contained in this datasheet.

Protistor® size 73 aR
600 to 1250VAC (IEC) / 1300VAC (UL)

PRODUCT RANGE



A090UD73LI1400

Size 73 type LI slotted blades

Catalog number	Item number	Rated voltage AC (IEC)	Rated voltage AC (UL)	Rated current I _n	Pre-arcing I ² t	Clearing I ² t at Rated Voltage	Rated breaking capacity AC	Power dissipation at I _n	Package	Weight
A130UD73LI315	B300680	1250 V	1300 V	315 A	12 kA ² s	95 kA ² s	126 kA	84 W	1	1.25 kg
A130UD73LI350	C300681	1250 V	1300 V	350 A	17 kA ² s	140 kA ² s	126 kA	86 W	1	1.25 kg
A130UD73LI400	D300682	1250 V	1300 V	400 A	25 kA ² s	205 kA ² s	126 kA	93 W	1	1.25 kg
A130UD73LI450	E300683	1250 V	1300 V	450 A	35.5 kA ² s	290 kA ² s	126 kA	100 W	1	1.25 kg
A130UD73LI500	F300684	1250 V	1300 V	500 A	44 kA ² s	360 kA ² s	126 kA	112 W	1	1.25 kg
A130UD73LI550	G300685	1250 V	1300 V	550 A	57 kA ² s	465 kA ² s	126 kA	120 W	1	1.25 kg
A130UD73LI630	H300686	1250 V	1300 V	630 A	84 kA ² s	680 kA ² s	126 kA	132 W	1	1.25 kg
A130UD73LI700	J300687	1200 V	1300 V	700 A	110 kA ² s	900 kA ² s	150 kA	146 W	1	1.25 kg
A120UD73LI800	K300688	1100 V	1200 V	800 A	190 kA ² s	1230 kA ² s	150 kA	148 W	1	1.25 kg
A110UD73LI900	L300689	1000 V	1100 V	900 A	250 kA ² s	1440 kA ² s	167 kA	170 W	1	1.25 kg
A100UD73LI1000	M300690	900 V	1000 V	1000 A	370 kA ² s	1920 kA ² s	150 kA	174 W	1	1.25 kg
A100UD73LI1100	N300691	900 V	1000 V	1100 A	445 kA ² s	2280 kA ² s	151 kA	208 W	1	1.25 kg
A100UD73LI1250	J301193	900 V	1000 V	1250 A	585 kA ² s	3080 kA ² s	151 kA	234 W	1	1.25 kg
A090UD73LI1400	K301194	850 V	900 V	1400 A	755 kA ² s	3700 kA ² s	126 kA	260 W	1	1.25 kg



PC73UD90V11CEF

Size 73 type EF style notched blade connections

Catalog number	Item number	Rated voltage AC (IEC)	Rated voltage AC (UL)	Rated current I _n	Pre-arcing I ² t	Clearing I ² t at Rated Voltage	Rated breaking capacity AC	Power dissipation at I _n	Package	Weight
PC73UD13C315EF	V300628	1250 V	1300 V	315 A	12 kA ² s	95 kA ² s	126 kA	84 W	1	1.11 kg
PC73UD13C350EF	W300629	1250 V	1300 V	350 A	17 kA ² s	140 kA ² s	126 kA	86 W	1	1.11 kg
PC73UD13C400EF	X300630	1250 V	1300 V	400 A	25 kA ² s	205 kA ² s	126 kA	93 W	1	1.11 kg
PC73UD13C450EF	Y300631	1250 V	1300 V	450 A	35.5 kA ² s	290 kA ² s	126 kA	100 W	1	1.11 kg
PC73UD13C500EF	Z300632	1250 V	1300 V	500 A	44 kA ² s	360 kA ² s	126 kA	112 W	1	1.11 kg
PC73UD13C550EF	A300633	1250 V	1300 V	550 A	57 kA ² s	465 kA ² s	126 kA	120 W	1	1.11 kg
PC73UD13C630EF	B300634	1250 V	1300 V	630 A	84 kA ² s	680 kA ² s	126 kA	132 W	1	1.11 kg
PC73UD12C700EF	C300635	1200 V	1300 V	700 A	110 kA ² s	900 kA ² s	150 kA	146 W	1	1.11 kg
PC73UD11C800EF	D300636	1100 V	1200 V	800 A	190 kA ² s	1230 kA ² s	150 kA	148 W	1	1.11 kg
PC73UD10C900EF	E300637	1000 V	1100 V	900 A	250 kA ² s	1440 kA ² s	167 kA	170 W	1	1.11 kg
PC73UD90V10CEF	F300638	900 V	1000 V	1000 A	370 kA ² s	1920 kA ² s	150 kA	174 W	1	1.11 kg
PC73UD90V11CEF	G300639	900 V	1000 V	1100 A	445 kA ² s	2280 kA ² s	150 kA	208 W	1	1.11 kg

Size 73 type PA plain blades

Catalog number	Item number	Rated voltage AC (IEC)	Rated voltage AC (UL)	Rated current I _n	Pre-arcing I ² t	Clearing I ² t at Rated Voltage	Rated breaking capacity AC	Power dissipation at I _n	Package	Weight
PC73UD13C450PA	X302976	1250 V	1300 V	450 A	35.5 kA ² s	290 kA ² s	126 kA	100 W	3	1.16 kg
PC73UD13C500PA	S302719	1250 V	1300 V	500 A	44 kA ² s	360 kA ² s	126 kA	112 W	3	1.16 kg
PC73UD13C550PA	Y302977	1250 V	1300 V	550 A	57 kA ² s	465 kA ² s	126 kA	120 W	3	1.16 kg
PC73UD13C630PA	D300843	1250 V	1300 V	630 A	84 kA ² s	680 kA ² s	126 kA	132 W	3	1.16 kg
PC73UD12C700PA	B301784	1200 V	1300 V	700 A	110 kA ² s	900 kA ² s	150 kA	146 W	3	1.16 kg
PC73UD11C800PA	Z301966	1100 V	1200 V	800 A	190 kA ² s	1230 kA ² s	150 kA	148 W	3	1.16 kg
PC73UD10C900PA	F302685	1000 V	1100 V	900 A	250 kA ² s	1440 kA ² s	167 kA	170 W	3	1.16 kg
PC73UD90V10CPA	R302718	900 V	1000 V	1000 A	370 kA ² s	1920 kA ² s	150 kA	174 W	3	1.16 kg
PC73UD90V11CPA	Q302717	900 V	1000 V	1100 A	445 kA ² s	2280 kA ² s	150 kA	208 W	3	1.16 kg
PC73UD85V14CPA	G302686	900 V	1000 V	1250 A	585 kA ² s	3080 kA ² s	150 kA	234 W	3	1.16 kg
A090UD73PA1400	G302709	850 V	900 V	1400 A	755 kA ² s	3700 kA ² s	150 kA	260 W	3	1.16 kg

MERSEN reserves the right to change, update or correct, without notice, any information contained in this datasheet.

Protistor® size 2x72 and 2x73 aR
550 to 1250VAC (IEC)

PRODUCT RANGE



PC272UD65V25CTF

Size 2x72 type TTF M10 or M12 threaded terminals with omega bar

Catalog number	Item number	Rated voltage AC (IEC)	Rated current I _n	Pre-arcing I ² t	Clearing I ² t at Rated Voltage	Rated breaking capacity AC	Power dissipation at I _n	Package	Weight
PC272UD13C630TF	W300721	1250 V	630 A	60 kA ² s	490 kA ² s	100 kA	160 W	1	1.70 kg
PC272UD13C700TF	X300722	1250 V	700 A	84 kA ² s	675 kA ² s	100 kA	162 W	1	1.70 kg
PC272UD13C800TF	Y300723	1250 V	800 A	130 kA ² s	1065 kA ² s	100 kA	168 W	1	1.70 kg
PC272UD13C900TF	Z300724	1250 V	900 A	176 kA ² s	1430 kA ² s	100 kA	183 W	1	1.70 kg
PC272UD13C10CTF	A300725	1250 V	1000 A	228 kA ² s	1850 kA ² s	100 kA	197 W	1	1.70 kg
PC272UD13C11CTF	B300726	1250 V	1100 A	272 kA ² s	2185 kA ² s	100 kA	231 W	1	1.70 kg
PC272UD11C13CTF	M302231	1100 V	1250 A	426 kA ² s	2950 kA ² s	100 kA	237 W	1	1.70 kg
PC272UD11C14CTF	D300728	1100 V	1400 A	568 kA ² s	3650 kA ² s	100 kA	256 W	1	1.83 kg
PC272UD10C16CTF	L302230	1000 V	1600 A	860 kA ² s	4895 kA ² s	100 kA	262 W	1	1.83 kg
PC272UD90V18CTF	E301994	900 V	1800 A	1250 kA ² s	6350 kA ² s	100 kA	275 W	1	1.83 kg
PC272UD75V20CTF	F301995	750 V	2000 A	1760 kA ² s	7570 kA ² s	100 kA	285 W	1	1.83 kg
PC272UD65V22CTF	G301996	650 V	2200 A	2410 kA ² s	8350 kA ² s	100 kA	320 W	1	1.83 kg
PC272UD65V25CTF	H301997	650 V	2500 A	3470 kA ² s	12000 kA ² s	100 kA	340 W	1	1.83 kg



PC273UD95V22CTF

Size 2x73 type TTF M10 or M12 threaded terminals with omega bar

Catalog number	Item number	Rated voltage AC (IEC)	Rated current I _n	Pre-arcing I ² t	Clearing I ² t at Rated Voltage	Rated breaking capacity AC	Power dissipation at I _n	Package	Weight
PC273UD13C800TF	F300730	1250 V	800 A	100 kA ² s	815 kA ² s	100 kA	195 W	1	2.53 kg
PC273UD13C900TF	G300731	1250 V	900 A	142 kA ² s	1150 kA ² s	100 kA	208 W	1	2.53 kg
PC273UD13C10CTF	H300732	1250 V	1000 A	176 kA ² s	1400 kA ² s	100 kA	231 W	1	2.53 kg
PC273UD13C11CTF	J300733	1250 V	1100 A	228 kA ² s	1860 kA ² s	100 kA	244 W	1	2.53 kg
PC273UD13C13CTF	K300734	1250 V	1250 A	336 kA ² s	2660 kA ² s	100 kA	262 W	1	2.53 kg
PC273UD11C14CTF	K302229	1100 V	1400 A	454 kA ² s	3060 kA ² s	100 kA	283 W	1	2.53 kg
PC273UD11C16CTF	J302228	1100 V	1600 A	760 kA ² s	5210 kA ² s	100 kA	286 W	1	2.53 kg
PC273UD11C18CTF	S302236	1100 V	1800 A	1000 kA ² s	6300 kA ² s	100 kA	315 W	1	2.53 kg
PC273UD10C20CTF	P300738	1000 V	2000 A	1480 kA ² s	8500 kA ² s	120 kA	319 W	1	2.53 kg
PC273UD95V22CTF	Q300739	950 V	2200 A	1780 kA ² s	9632 kA ² s	100 kA	353 W	1	2.53 kg



PC76UD60V32CP11

Size 2x73 type PLAF M10 threaded plates

Catalog number	Item number	Rated voltage AC (IEC)	Rated current I _n	Pre-arcing I ² t	Clearing I ² t at Rated Voltage	Rated breaking capacity AC	Power dissipation at I _n	Package	Weight
PC76UD95V22CP11	M301909	950 V	2200 A	1780 kA ² s	9630 kA ² s	100 kA	353 W	1	3.1 kg
PC76UD90V25CP11	R300740	900 V	2500 A	2350 kA ² s	12070 kA ² s	110 kA	390 W	1	3.1 kg
PC76UD85V28CP11	S300741	850 V	2800 A	3020 kA ² s	15000 kA ² s	100 kA	440 W	1	3.1 kg
PC76UD60V30CP11	K301999	600 V	3000 A	4980 kA ² s	15700 kA ² s	200 kA	405 W	1	3.1 kg
PC76UD60V32CP11	M302001	600 V	3200 A	5720 kA ² s	19030 kA ² s	200 kA	426 W	1	3.1 kg
PC76UD55V36CP11	N302002	550 V	3600 A	8170 kA ² s	25200 kA ² s	200 kA	430 W	1	3.1 kg

MERSEN reserves the right to change, update or correct, without notice, any information contained in this datasheet.

Protistor® size 70 gR
690VAC (IEC)

PRODUCT RANGE



PC70GB69V250TF

Size 70 type TTF-with one ISO metric threaded hole

Catalog number	Item number	Rated voltage AC (IEC)	Rated current I _n	Pre-arcing I ² t	Clearing I ² t at Rated Voltage	Rated breaking capacity AC	Power dissipation at I _n	Package	Weight
PC70GB69V50TF	C301279	690 V	50 A	118 A ² s	700 A ² s	150 kA	17 W	3	0.34 kg
PC70GB69V63TF	D301280	690 V	63 A	266 A ² s	1600 A ² s	150 kA	18 W	3	0.34 kg
PC70GB69V80TF	E301281	690 V	80 A	473 A ² s	2800 A ² s	150 kA	22 W	3	0.34 kg
PC70GB69V100TF	F301282	690 V	100 A	1058 A ² s	6200 A ² s	150 kA	23 W	3	0.34 kg
PC70GB69V160TF	L301310	690 V	160 A	4232 A ² s	25000 A ² s	150 kA	29 W	3	0.34 kg
PC70GB69V125TF	G301283	690 V	125 A	1897 A ² s	11200 A ² s	150 kA	26 W	3	0.34 kg
PC70GB69V250TF	N301312	690 V	250 A	13450 A ² s	79000 A ² s	150 kA	40 W	3	0.34 kg
PC70GB69V200TF	M301311	690 V	200 A	7540 A ² s	44000 A ² s	150 kA	34 W	3	0.34 kg
PC70GB69V315TF	P301313	690 V	315 A	24110 A ² s	142000 A ² s	150 kA	47 W	3	0.34 kg

Size 70 type DIN110

Catalog number	Item number	Rated voltage AC (IEC)	Rated current I _n	Pre-arcing I ² t	Clearing I ² t at Rated Voltage	Rated breaking capacity AC	Power dissipation at I _n	Package	Weight
PC70GB69V100D1A	Q302027	690 V	100 A	1058 A ² s	6200 A ² s	150 kA	23 W	3	0.36 kg
PC70GB69V125D1A	S302742	690 V	125 A	1897 A ² s	11200 A ² s	150 kA	26 W	3	0.36 kg
PC70GB69V160D1A	R301591	690 V	160 A	4232 A ² s	25000 A ² s	150 kA	29 W	3	0.36 kg
PC70GB69V200D1A	S301592	690 V	200 A	7540 A ² s	44000 A ² s	150 kA	34 W	3	0.36 kg
PC70GB69V250D1A	Z301943	690 V	250 A	13448 A ² s	79000 A ² s	150 kA	40 W	3	0.36 kg
PC70GB69V315D1A	J301584	690 V	315 A	24112 A ² s	142000 A ² s	150 kA	47 W	3	0.36 kg
PC70GB69V350D1A	W302124	690 V	350 A	40780 A ² s	240000 A ² s	150 kA	47 W	3	0.36 kg



PC70GB69V250ESF

Size 70 type EF for bolted connections

Catalog number	Item number	Rated voltage AC (IEC)	Rated current I _n	Pre-arcing I ² t	Clearing I ² t at Rated Voltage	Rated breaking capacity AC	Power dissipation at I _n	Package	Weight
PC70GB69V50ESF	P301290	690 V	50 A	118 A ² s	700 A ² s	150 kA	17 W	3	0.4 kg
PC70GB69V63ESF	Q301291	690 V	63 A	266 A ² s	1600 A ² s	150 kA	18 W	3	0.4 kg
PC70GB69V80ESF	E301304	690 V	80 A	473 A ² s	2800 A ² s	150 kA	22 W	3	0.4 kg
PC70GB69V100ESF	S301293	690 V	100 A	1058 A ² s	6200 A ² s	150 kA	23 W	3	0.4 kg
PC70GB69V125ESF	F301305	690 V	125 A	1897 A ² s	11200 A ² s	150 kA	26 W	3	0.4 kg
PC70GB69V160ESF	G301306	690 V	160 A	4232 A ² s	25000 A ² s	150 kA	29 W	3	0.4 kg
PC70GB69V200ESF	H301307	690 V	200 A	7540 A ² s	44000 A ² s	150 kA	34 W	3	0.4 kg
PC70GB69V250ESF	J301308	690 V	250 A	13448 A ² s	79000 A ² s	150 kA	40 W	3	0.4 kg

Protistor® size 71 gR
690VAC (IEC)

PRODUCT RANGE



PC71GB69V500TF

Size 71 type TTF-with one ISO metric threaded hole

Catalog number	Item number	Rated voltage AC (IEC)	Rated current I _n	Pre-arcing I ² t	Clearing I ² t at Rated Voltage	Rated breaking capacity AC	Power dissipation at I _n	Package	Weight
PC71GB69V125TF	Q301314	690 V	125 A	1.06 kA ² s	6.2 kA ² s	150 kA	35 W	3	0.51 kg
PC71GB69V160TF	R301315	690 V	160 A	2.39 kA ² s	14 kA ² s	150 kA	38 W	3	0.51 kg
PC71GB69V200TF	S301316	690 V	200 A	5 kA ² s	29.5 kA ² s	150 kA	41 W	3	0.51 kg
PC71GB69V315TF	N301427	690 V	315 A	18.4 kA ² s	108 kA ² s	150 kA	53 W	3	0.51 kg
PC71GB69V250TF	T301317	690 V	250 A	9.58 kA ² s	56 kA ² s	150 kA	46 W	3	0.51 kg
PC71GB69V350TF	V301318	690 V	350 A	23.2 kA ² s	140 kA ² s	150 kA	58 W	3	0.51 kg
PC71GB69V400TF	W301319	690 V	400 A	38.3 kA ² s	225 kA ² s	150 kA	59 W	3	0.51 kg
PC71GB69V500TF	S301707	690 V	500 A	78.1 kA ² s	460 kA ² s	150 kA	64 W	3	0.51 kg

MERSEN reserves the right to change, update or correct, without notice, any information contained in this datasheet.

Protistor® size 71 gR
690VAC (IEC)

PRODUCT RANGE

Size 71 type DIN110

Catalog number	Item number	Rated voltage AC (IEC)	Rated current I _n	Pre-arcing I ² t	Clearing I ² t at Rated Voltage	Rated breaking capacity AC	Power dissipation at I _n	Package	Weight
PC71GB69V125D1A	B302658	690 V	125 A	1.06 kA ² s	6.2 kA ² s	150 kA	35 W	3	0.52 kg
PC71GB69V160D1A	C302659	690 V	160 A	2.39 kA ² s	14 kA ² s	150 kA	38 W	3	0.52 kg
PC71GB69V200D1A	C302682	690 V	200 A	5 kA ² s	29.5 kA ² s	150 kA	42 W	3	0.52 kg
PC71GB69V250D1A	R302143	690 V	250 A	9.58 kA ² s	56 kA ² s	150 kA	48 W	3	0.52 kg
PC71GB69V450D1A	R301637	690 V	450 A	61.7 kA ² s	360 kA ² s	150 kA	61 W	3	0.52 kg
PC71GB69V500D1A	A301737	690 V	500 A	78.1 kA ² s	460 kA ² s	150 kA	67 W	3	0.52 kg



PC71GB69V500EF

Size 71 type EF for bolted connections

Catalog number	Item number	Rated voltage AC (IEC)	Rated current I _n	Pre-arcing I ² t	Clearing I ² t at Rated Voltage	Rated breaking capacity AC	Power dissipation at I _n	Package	Weight
PC71GB69V160EF	Z301322	690 V	160 A	2.39 kA ² s	14 kA ² s	150 kA	38 W	3	0.54 kg
PC71GB69V200EF	A301323	690 V	200 A	5 kA ² s	29.5 kA ² s	150 kA	42 W	3	0.54 kg
PC71GB69V250EF	B301324	690 V	250 A	9.58 kA ² s	56 kA ² s	150 kA	48 W	3	0.54 kg
PC71GB69V350EF	C301325	690 V	350 A	23.2 kA ² s	140 kA ² s	150 kA	60 W	3	0.54 kg
PC71GB69V400EF	D301326	690 V	400 A	38.3 kA ² s	225 kA ² s	150 kA	61 W	3	0.54 kg
PC71GB69V500EF	G301858	690 V	500 A	78.1 kA ² s	460 kA ² s	150 kA	67 W	3	0.54 kg

Protistor® size 72 gR
690VAC (IEC)

PRODUCT RANGE

Size 72 type TTF-with one ISO metric threaded hole



PC72GB69V700TF

Catalog number	Item number	Rated voltage AC (IEC)	Rated current I _n	Pre-arcing I ² t	Clearing I ² t at Rated Voltage	Rated breaking capacity AC	Power dissipation at I _n	Package	Weight
PC72GB69V200TF	F301328	690 V	200 A	4.2 kA ² s	25 kA ² s	150 kA	45 W	3	0.74 kg
PC72GB69V250TF	G301329	690 V	250 A	8.6 kA ² s	50 kA ² s	150 kA	49 W	3	0.74 kg
PC72GB69V315TF	H301330	690 V	315 A	17 kA ² s	100 kA ² s	150 kA	55 W	3	0.74 kg
PC72GB69V350TF	W301710	690 V	350 A	23.2 kA ² s	140 kA ² s	150 kA	58 W	3	0.74 kg
PC72GB69V400TF	J301331	690 V	400 A	34.1 kA ² s	200 kA ² s	150 kA	63 W	3	0.74 kg
PC72GB69V450TF	X301711	690 V	450 A	47.3 kA ² s	280 kA ² s	150 kA	67 W	3	0.74 kg
PC72GB69V500TF	K301332	690 V	500 A	68 kA ² s	400 kA ² s	150 kA	69 W	3	0.74 kg
PC72GB69V550TF	L301333	690 V	550 A	84.1 kA ² s	495 kA ² s	150 kA	75 W	3	0.74 kg
PC72GB69V630TF	M301334	690 V	630 A	123.8 kA ² s	730 kA ² s	150 kA	81 W	3	0.74 kg
PC72GB69V700TF	Y301712	690 V	700 A	154.8 kA ² s	910 kA ² s	150 kA	89 W	3	0.74 kg

Size 72 type DIN110

Catalog number	Item number	Rated voltage AC (IEC)	Rated current I _n	Pre-arcing I ² t	Clearing I ² t at Rated Voltage	Rated breaking capacity AC	Power dissipation at I _n	Package	Weight
PC72GB69V250D1A	T302697	690 V	250 A	8.6 kA ² s	50 kA ² s	150 kA	50 W	3	0.73 kg
PC72GB69V315D1A	V302698	690 V	315 A	17 kA ² s	100 kA ² s	150 kA	57 W	3	0.73 kg
PC72GB69V350D1A	E302500	690 V	350 A	23.2 kA ² s	140 kA ² s	150 kA	60 W	3	0.73 kg
PC72GB69V400D1A	V302215	690 V	400 A	34.1 kA ² s	200 kA ² s	150 kA	65 W	3	0.73 kg
PC72GB69V450D1A	Q302671	690 V	450 A	47.3 kA ² s	280 kA ² s	150 kA	70 W	3	0.73 kg
PC72GB69V550D1A	L301724	690 V	550 A	84.1 kA ² s	495 kA ² s	150 kA	78 W	3	0.73 kg
PC72GB69V630D1A	J1001888	690 V	630 A	123.8 kA ² s	730 kA ² s	150 kA	86 W	3	0.73 kg

MERSEN reserves the right to change, update or correct, without notice, any information contained in this datasheet.

Protistor® size 72 gR
690VAC (IEC)

PRODUCT RANGE



PC72GB69V630EF

Size 72 type EF for bolted connections

Catalog number	Item number	Rated voltage AC (IEC)	Rated current I _n	Pre-arcing I ² t	Clearing I ² t at Rated Voltage	Rated breaking capacity AC	Power dissipation at I _n	Package	Weight
PC72GB69V200EF	N301335	690 V	200 A	4.2 kA ² s	25 kA ² s	150 kA	45 W	3	0.76 kg
PC72GB69V250EF	P301336	690 V	250 A	8.6 kA ² s	50 kA ² s	150 kA	50 W	3	0.76 kg
PC72GB69V315EF	Q301337	690 V	315 A	17 kA ² s	100 kA ² s	150 kA	57 W	3	0.76 kg
PC72GB69V400EF	R301338	690 V	400 A	23.2 kA ² s	140 kA ² s	150 kA	65 W	3	0.76 kg
PC72GB69V500EF	S301339	690 V	500 A	34.1 kA ² s	200 kA ² s	150 kA	72 W	3	0.76 kg
PC72GB69V550EF	T301340	690 V	550 A	84.1 kA ² s	495 kA ² s	150 kA	78 W	3	0.76 kg
PC72GB69V630EF	V301341	690 V	630 A	123.8 kA ² s	730 kA ² s	150 kA	86 W	3	0.76 kg

Protistor® size 73 gR
690VAC (IEC)

PRODUCT RANGE



PC73GB69V630TF

Size 73 type TTF-with one ISO metric threaded hole

Catalog number	Item number	Rated voltage AC (IEC)	Rated current I _n	Pre-arcing I ² t	Clearing I ² t at Rated Voltage	Rated breaking capacity AC	Power dissipation at I _n	Package	Weight
Standard Terminal									
PC73GB69V315TF	W301342	690 V	315 A	11.8 kA ² s	69 kA ² s	150 kA	66 W	1	1.22 kg
PC73GB69V350TF	B301715	690 V	350 A	17 kA ² s	100 kA ² s	150 kA	68 W	1	1.22 kg
PC73GB69V400TF	X301343	690 V	400 A	26.5 kA ² s	160 kA ² s	150 kA	71 W	1	1.22 kg
PC73GB69V450TF	Y301344	690 V	450 A	34.1 kA ² s	200 kA ² s	150 kA	79 W	1	1.22 kg
PC73GB69V500TF	C301716	690 V	500 A	47.3 kA ² s	280 kA ² s	150 kA	84 W	1	1.22 kg
PC73GB69V550TF	Z301345	690 V	550 A	68 kA ² s	400 kA ² s	150 kA	84 W	1	1.22 kg
PC73GB69V630TF	A301346	690 V	630 A	101.6 kA ² s	600 kA ² s	150 kA	89 W	1	1.22 kg
PC73GB69V700TF	B301347	690 V	700 A	138.9 kA ² s	820 kA ² s	150 kA	94 W	1	1.22 kg
PC73GB69V800TF	D301717	690 V	800 A	226.8 kA ² s	1330 kA ² s	150 kA	96 W	1	1.22 kg
PC73GB69V900TF	S301638	690 V	900 A	278.8 kA ² s	1640 kA ² s	150 kA	109 W	1	1.22 kg
PC73GB69V10CTF	F301719	690 V	1000 A	385.7 kA ² s	2270 kA ² s	150 kA	115 W	1	1.22 kg



PC73GB69V800D1A

Size 73 type DIN110

Catalog number	Item number	Rated voltage AC (IEC)	Rated current I _n	Pre-arcing I ² t	Clearing I ² t at Rated Voltage	Rated breaking capacity AC	Power dissipation at I _n	Package	Weight
Standard Terminal									
PC73GB69V450D1A	W236298	690 V	450 A	34.1 kA ² s	200 kA ² s	150 kA	82 W	1	1.12 kg
PC73GB69V500D1A	W302216	690 V	500 A	47.3 kA ² s	280 kA ² s	150 kA	86 W	1	1.12 kg
PC73GB69V550D1A	R302672	690 V	550 A	68 kA ² s	400 kA ² s	150 kA	87 W	1	1.12 kg
PC73GB69V630D1A	X236299	690 V	630 A	101.6 kA ² s	600 kA ² s	150 kA	94 W	1	1.12 kg
PC73GB69V700D1A	F301765	690 V	700 A	138.9 kA ² s	820 kA ² s	150 kA	100 W	1	1.12 kg
PC73GB69V800D1A	B236073	690 V	800 A	226.8 kA ² s	1330 kA ² s	150 kA	104 W	1	1.12 kg
Reinforced Terminal									
PC73GB69V10CD1A	S302673	690 V	1000 A	385.7 kA ² s	2270 kA ² s	150 kA	127 W	1	1.12 kg



PC73GB69V700EF

Size 73 type EF for bolted connections

Catalog number	Item number	Rated voltage AC (IEC)	Rated current I _n	Pre-arcing I ² t	Clearing I ² t at Rated Voltage	Rated breaking capacity AC	Power dissipation at I _n	Package	Weight
Standard Terminal									
PC73GB69V315EF	C301348	690 V	315 A	11.8 kA ² s	69 kA ² s	150 kA	67 W	1	1.11 kg
PC73GB69V400EF	D301349	690 V	400 A	26.5 kA ² s	160 kA ² s	150 kA	73 W	1	1.11 kg
PC73GB69V450EF	E301350	690 V	450 A	34.1 kA ² s	200 kA ² s	150 kA	82 W	1	1.11 kg
PC73GB69V550EF	F301351	690 V	550 A	68 kA ² s	400 kA ² s	150 kA	87 W	1	1.11 kg
PC73GB69V630EF	G301352	690 V	630 A	101.6 kA ² s	600 kA ² s	150 kA	94 W	1	1.11 kg
PC73GB69V700EF	H301353	690 V	700 A	138.9 kA ² s	820 kA ² s	150 kA	100 W	1	1.11 kg

MERSEN reserves the right to change, update or correct, without notice, any information contained in this datasheet.

Microswitches for Protistor® fuse-links
Microswitches for fuses sizes 30 to 33 and 70 to 73

PRODUCT RANGE



MS3V1-5

Microswitches for fuse sizes 30-31-32-33, with striker

Catalog number	Item number	Rated voltage AC (IEC) ¹	Rated current I _n	AC voltage withstand test ²	Impulse withstand voltage U _{imp} 1.2/50µs ³	Indication System	Minimum positive operating voltage / current	Breaking capacity, Non inductive circuit, 30V / 110V / 250V	Breaking capacity, Inductive circuit: L/ R=25ms, 30V / 110V / 250V	Weight
MS3V1-5	X310014	1000 V	10 A	8.5 kV	14 kV	Standard NO-NC	20V, 100mA	10A / 10A / 10A	10A / 10A / 10A	34 g
MS3V1-5UR	Y310038	1000 V	10 A	8.5 kV	14 kV	Standard NO-NC	20V, 100mA	10A / 10A / 10A	10A / 10A / 10A	34 g
MS3V1-5BS	W310013	1000 V	3 A	8.5 kV	14 kV	Low level NO-NC	10V, 10mA	3A / 3A / 3A	2A / 1A / 1A	34 g
MS3V1-9BS	T310011	1000 V	3 A	8.5 kV	14 kV	Double pole Low level	10V, 10mA	3A / 3A / 3A	2A / 1A / 1A	34 g
MS3V1-5ETANCHE	R310009	1000 V	3 A	8.5 kV	14 kV	Low level NO-NC IP 50	10V, 10mA	3A / 3A / 3A	2A / 1A / 1A	34 g

¹ Between power circuit and microswitch terminals

² Between power circuit and microswitch terminals as per IEC 60 and 694 and NFC 64010 (50/60 Hz 1 min duration in dry air)

³ Between power circuit and microswitch terminals U_{imp}: impulse voltage as per IEC 60947-1



MS7V1-5

Microswitches for fuses sizes 70-71-72-73, with striker

Catalog number	Item number	Rated voltage AC (IEC) ¹	Rated current I _n	AC voltage withstand test ²	Impulse withstand voltage U _{imp} 1.2/50µs ³	Indication System	Minimum positive operating voltage / current	Breaking capacity, Non inductive circuit, 30V / 110V / 250V	Breaking capacity, Inductive circuit: L/ R=25ms, 30V / 110V / 250V	Weight
MS7V1-5	J310002	1500 V	10 A	12 kV	20 kV	Standard NO-NC	20V, 100mA	8A / 0.4A / 0.2A	4A / 0.2A / 0.1A	45 g
MS7V1-5UR	Z310039	1500 V	10 A	12 kV	20 kV	Standard NO-NC	20V, 100mA	8A / 0.4A / 0.2A	4A / 0.2A / 0.1A	45 g
MS7V1-5BSUR	K310003	1500 V	3 A	12 kV	20 kV	Low level NO-NC	10V, 10mA	3A / 0.5A / 0.25A	3A / 0.2A / 0.1A	45 g
MS7V1-9BS	P310007	1500 V	3 A	12 kV	20 kV	Double pole Low level	10V, 10mA	3A / 0.5A / 0.25A	3A / 0.2A / 0.1A	45 g
MS7V1-5ETANCHE	S310010	1500 V	3 A	12 kV	20 kV	Low level NO-NC IP 50	10V, 10mA	2A / 0.2A / -	3A / 0.5A / -	45 g

¹ Between power circuit and microswitch terminals

² Between power circuit and microswitch terminals as per IEC 60 and 694 and NFC 64010 (50/60 Hz 1 min duration in dry air)

³ Between power circuit and microswitch terminals U_{imp}: impulse voltage as per IEC 60947-1

Protistor® size 000/00 aR
500 to 690VAC (IEC) / 700VAC (UL)

PRODUCT RANGE



DN000UB69V315

Size 000 DIN80, vertical body, without indicator

Catalog number	Item number	Rated voltage AC (IEC)	Rated current I _n	Pre-arcing I ² t	Clearing I ² t at Rated Voltage	Rated breaking capacity AC	Power dissipation at I _n	Package	Weight
DN000UB69V80	K330036	690 V	80 A	390 A ² s	2500 A ² s	200 kA	21 W	6	0.13 kg
DN000UB69V100	L330037	690 V	100 A	690 A ² s	4200 A ² s	200 kA	23 W	6	0.13 kg
DN000UB69V125	M330038	690 V	125 A	1310 A ² s	8900 A ² s	200 kA	26 W	6	0.13 kg
DN000UB69V160	N330039	690 V	160 A	2680 A ² s	16000 A ² s	200 kA	31 W	6	0.13 kg
DN000UB69V200	P330040	690 V	200 A	5250 A ² s	31500 A ² s	200 kA	36 W	6	0.13 kg
DN000UB69V250	Q330041	690 V	250 A	9860 A ² s	52000 A ² s	200 kA	45 W	6	0.13 kg
DN000UB69V315	R330042	690 V	315 A	15420 A ² s	82000 A ² s	200 kA	58 W	6	0.13 kg
DN000UB50V350	V330114	500 V	350 A	22400 A ² s	110000 A ² s	120 kA	58 W	6	0.13 kg
DN000UB50V400	D330191	500 V	400 A	33180 A ² s	160000 A ² s	120 kA	66 W	6	0.13 kg



DN000UB69V160V

Size 000 DIN80, vertical body, with indicator

Catalog number	Item number	Rated voltage AC (IEC)	Rated current I _n	Pre-arcing I ² t	Clearing I ² t at Rated Voltage	Rated breaking capacity AC	Power dissipation at I _n	Package	Weight
DN000UB69V80V	W330023	690 V	80 A	390 A ² s	2500 A ² s	200 kA	21 W	6	0.13 kg
DN000UB69V100V	X330024	690 V	100 A	690 A ² s	4200 A ² s	200 kA	23 W	6	0.13 kg
DN000UB69V125V	Y330025	690 V	125 A	1310 A ² s	8900 A ² s	200 kA	26 W	6	0.13 kg
DN000UB69V160V	Z330026	690 V	160 A	2680 A ² s	16000 A ² s	200 kA	31 W	6	0.13 kg
DN000UB69V200V	A330027	690 V	200 A	5250 A ² s	31500 A ² s	200 kA	36 W	6	0.13 kg
DN000UB69V250V	B330028	690 V	250 A	9860 A ² s	52000 A ² s	200 kA	45 W	6	0.13 kg
DN000UB69V315V	C330029	690 V	315 A	15420 A ² s	82000 A ² s	200 kA	58 W	6	0.13 kg
DN000UB50V350V	W330115	500 V	350 A	22400 A ² s	110000 A ² s	120 kA	58 W	6	0.13 kg
DN000UB50V400V	E330192	500 V	400 A	33180 A ² s	160000 A ² s	120 kA	66 W	6	0.13 kg



DN000UB50V400L

Size 000 DIN80, vertical body, for monitoring micro-contact

Catalog number	Item number	Rated voltage AC (IEC)	Rated current I _n	Pre-arcing I ² t	Clearing I ² t at Rated Voltage	Rated breaking capacity AC	Power dissipation at I _n	Package	Weight
DN000UB69V80L	T330182	690 V	80 A	390 A ² s	2500 A ² s	200 kA	21 W	6	0.13 kg
DN000UB69V100L	V330183	690 V	100 A	690 A ² s	4200 A ² s	200 kA	23 W	6	0.13 kg
DN000UB69V125L	W330184	690 V	125 A	1310 A ² s	8900 A ² s	200 kA	26 W	6	0.13 kg
DN000UB69V160L	X330185	690 V	160 A	2680 A ² s	16000 A ² s	200 kA	31 W	6	0.13 kg
DN000UB69V200L	Y330186	690 V	200 A	5250 A ² s	31500 A ² s	200 kA	36 W	6	0.13 kg
DN000UB69V250L	Z330187	690 V	250 A	9860 A ² s	52000 A ² s	200 kA	45 W	6	0.13 kg
DN000UB69V315L	A330188	690 V	315 A	15420 A ² s	82000 A ² s	200 kA	58 W	6	0.13 kg
DN000UB50V350L	B330189	500 V	350 A	22400 A ² s	110000 A ² s	120 kA	58 W	6	0.13 kg
DN000UB50V400L	F330193	500 V	400 A	33180 A ² s	160000 A ² s	120 kA	66 W	6	0.13 kg



BS000UB50V400

Size 000 BS88, horizontal body, without indicator

Catalog number	Item number	Rated voltage AC (IEC)	Rated current I _n	Pre-arcing I ² t	Clearing I ² t at Rated Voltage	Rated breaking capacity AC	Power dissipation at I _n	Package	Weight
BS000UB69V75	B330051	690 V	75 A	340 A ² s	2250 A ² s	200 kA	20.5 W	3	0.14 kg
BS000UB69V80	C330052	690 V	80 A	390 A ² s	2500 A ² s	200 kA	21 W	3	0.14 kg
BS000UB69V100	D330053	690 V	100 A	690 A ² s	4200 A ² s	200 kA	23 W	3	0.14 kg
BS000UB69V110	E330100	690 V	110 A	950 A ² s	6800 A ² s	200 kA	24.5 W	3	0.14 kg
BS000UB69V125	E330054	690 V	125 A	1310 A ² s	8900 A ² s	200 kA	26 W	3	0.14 kg
BS000UB69V160	F330055	690 V	160 A	2680 A ² s	16000 A ² s	200 kA	31 W	3	0.14 kg
BS000UB69V200	G330056	690 V	200 A	5250 A ² s	31500 A ² s	200 kA	36 W	3	0.14 kg
BS000UB69V250	H330057	690 V	250 A	9860 A ² s	52000 A ² s	200 kA	45 W	3	0.14 kg
BS000UB69V315	J330058	690 V	315 A	15420 A ² s	82000 A ² s	200 kA	58 W	3	0.14 kg
BS000UB50V350	X330116	500 V	350 A	22400 A ² s	110000 A ² s	120 kA	58 W	3	0.14 kg
BS000UB50V400	G330194	500 V	400 A	33180 A ² s	160000 A ² s	120 kA	66 W	3	0.14 kg

MERSEN reserves the right to change, update or correct, without notice, any information contained in this datasheet.

Protistor® size 000/00 aR
500 to 690VAC (IEC) / 700VAC (UL)

PRODUCT RANGE



BS000UB69V315P

Size 000 BS88, horizontal body, with indicator

Catalog number	Item number	Rated voltage AC (IEC)	Rated current I _n	Pre-arcing I ² t	Clearing I ² t at Rated Voltage	Rated breaking capacity AC	Power dissipation at I _n	Package	Weight
BS000UB69V75P	H330126	690 V	75 A	340 A ² s	2250 A ² s	200 kA	20.5 W	3	0.16 kg
BS000UB69V80P	J330127	690 V	80 A	390 A ² s	2500 A ² s	200 kA	21 W	3	0.16 kg
BS000UB69V100P	K330128	690 V	100 A	690 A ² s	4200 A ² s	200 kA	23 W	3	0.16 kg
BS000UB69V110P	L330129	690 V	110 A	950 A ² s	6800 A ² s	200 kA	24.5 W	3	0.16 kg
BS000UB69V125P	M330130	690 V	125 A	1310 A ² s	8900 A ² s	200 kA	26 W	3	0.16 kg
BS000UB69V160P	P330132	690 V	160 A	2680 A ² s	16000 A ² s	200 kA	31 W	3	0.16 kg
BS000UB69V200P	Q330133	690 V	200 A	5250 A ² s	31500 A ² s	200 kA	36 W	3	0.16 kg
BS000UB69V250P	R330134	690 V	250 A	9860 A ² s	52000 A ² s	200 kA	45 W	3	0.16 kg
BS000UB69V315P	S330135	500 V	315 A	15420 A ² s	82000 A ² s	200 kA	58 W	3	0.16 kg
BS000UB50V350P	T330136	500 V	350 A	22400 A ² s	110000 A ² s	120 kA	58 W	3	0.16 kg
BS000UB50V400P	H330195	500 V	400 A	33180 A ² s	160000 A ² s	120 kA	66 W	3	0.16 kg



DN00UB69V400L

Size 00 DIN80, vertical body, for monitoring micro-contact

Catalog number	Item number	Rated voltage AC (IEC)	Rated current I _n	Pre-arcing I ² t	Clearing I ² t at Rated Voltage	Rated breaking capacity AC	Power dissipation at I _n	Package	Weight
DN00UB69V16L	V330275	690 V	16 A	7 A ² s	52 A ² s	200 kA	7 W	3	0.20 kg
DN00UB69V20L	T330274	690 V	20 A	10 A ² s	75 A ² s	200 kA	9 W	3	0.20 kg
DN00UB69V25L	M330268	690 V	25 A	15 A ² s	120 A ² s	200 kA	11 W	3	0.20 kg
DN00UB69V32L	N330269	690 V	32 A	32 A ² s	210 A ² s	200 kA	15 W	3	0.20 kg
DN00UB69V40L	P330270	690 V	40 A	61 A ² s	400 A ² s	200 kA	18 W	3	0.20 kg
DN00UB69V50L	Q330271	690 V	50 A	102 A ² s	700 A ² s	200 kA	21 W	3	0.20 kg
DN00UB69V63L	R330272	690 V	63 A	177 A ² s	1200 A ² s	200 kA	23 W	3	0.20 kg
DN00UB69V80L	D330237	690 V	80 A	390 A ² s	2200 A ² s	200 kA	25 W	3	0.20 kg
DN00UB69V100L	E330238	690 V	100 A	692 A ² s	3900 A ² s	200 kA	28 W	3	0.20 kg
DN00UB69V125L	F330239	690 V	125 A	1170 A ² s	6600 A ² s	200 kA	33 W	3	0.20 kg
DN00UB69V160L	G330240	690 V	160 A	2680 A ² s	14000 A ² s	200 kA	36 W	3	0.20 kg
DN00UB69V200L	H330241	690 V	200 A	4690 A ² s	24000 A ² s	200 kA	42 W	3	0.20 kg
DN00UB69V250L	J330242	690 V	250 A	8300 A ² s	42500 A ² s	200 kA	50 W	3	0.20 kg
DN00UB69V315L	K330243	690 V	315 A	17520 A ² s	81000 A ² s	200 kA	58 W	3	0.20 kg
DN00UB69V350L	L330244	690 V	350 A	25450 A ² s	118000 A ² s	200 kA	60 W	3	0.20 kg
DN00UB69V400L	M330245	690 V	400 A	33180 A ² s	150000 A ² s	200 kA	70 W	3	0.20 kg



DN00UB69V400D1L

Size 00 DIN110, vertical body, for monitoring micro-contact

Catalog number	Item number	Rated voltage AC (IEC)	Rated current I _n	Pre-arcing I ² t	Clearing I ² t at Rated Voltage	Rated breaking capacity AC	Power dissipation at I _n	Package	Weight
DN00UB69V80D1L	A330257	690 V	80 A	390 A ² s	2200 A ² s	200 kA	25 W	3	0.24 kg
DN00UB69V100D1L	B330258	690 V	100 A	692 A ² s	3900 A ² s	200 kA	28 W	3	0.24 kg
DN00UB69V125D1L	C330259	690 V	125 A	1170 A ² s	6600 A ² s	200 kA	33 W	3	0.24 kg
DN00UB69V160D1L	D330260	690 V	160 A	2680 A ² s	14000 A ² s	200 kA	36 W	3	0.24 kg
DN00UB69V200D1L	E330261	690 V	200 A	4690 A ² s	24000 A ² s	200 kA	42 W	3	0.24 kg
DN00UB69V250D1L	F330262	690 V	250 A	8300 A ² s	42500 A ² s	200 kA	50 W	3	0.24 kg
DN00UB69V315D1L	G330263	690 V	315 A	17520 A ² s	81000 A ² s	200 kA	58 W	3	0.24 kg
DN00UB69V350D1L	H330264	690 V	350 A	25450 A ² s	118000 A ² s	200 kA	60 W	3	0.24 kg
DN00UB69V400D1L	J330265	690 V	400 A	33180 A ² s	150000 A ² s	200 kA	70 W	3	0.24 kg

MERSEN reserves the right to change, update or correct, without notice, any information contained in this datasheet.

Protistor® size NH 000, 00, 0, 1, 2, 3 aR
690VAC (IEC) / 700VAC (UL)

PRODUCT RANGE



NH000UD69V200PV

Size 000 aR 690VAC

Catalog number	Item number	Rated voltage AC (IEC)	Rated voltage AC (UL)	Rated current I _n	Pre-arcing I ² t	Clearing I ² t at Rated Voltage	Rated breaking capacity AC	Power dissipation at I _n	Package	Weight
NH000UD69V16PV	P320035	690 V	700 V	16 A	8 A ² s	50 A ² s	80 kA	2.8 W	3	0.13 kg
NH000UD69V20PV	R320037	690 V	700 V	20 A	15 A ² s	90 A ² s	80 kA	2.8 W	3	0.13 kg
NH000UD69V25PV	T320039	690 V	700 V	25 A	21 A ² s	130 A ² s	80 kA	4.2 W	3	0.13 kg
NH000UD69V32PV	Y320043	690 V	700 V	32 A	46 A ² s	270 A ² s	80 kA	5.5 W	3	0.13 kg
NH000UD69V40PV	C320047	690 V	700 V	40 A	67 A ² s	400 A ² s	80 kA	5.5 W	3	0.13 kg
NH000UD69V50PV	G320051	690 V	700 V	50 A	110 A ² s	630 A ² s	80 kA	9.7 W	3	0.13 kg
NH000UD69V63PV	L320055	690 V	700 V	63 A	216 A ² s	1300 A ² s	80 kA	12.5 W	3	0.13 kg
NH000UD69V80PV	Q320059	690 V	700 V	80 A	348 A ² s	2000 A ² s	80 kA	16.7 W	3	0.13 kg
NH000UD69V100PV	V320063	690 V	700 V	100 A	722 A ² s	4300 A ² s	80 kA	19.4 W	3	0.13 kg
NH000UD69V125PV	X320065	690 V	700 V	125 A	1390 A ² s	8200 A ² s	80 kA	20.8 W	3	0.13 kg
NH000UD69V160PV	B320069	690 V	700 V	160 A	2080 A ² s	12200 A ² s	80 kA	30.5 W	3	0.13 kg
NH000UD69V200PV	D320071	690 V	700 V	200 A	3870 A ² s	22700 A ² s	80 kA	36.1 W	3	0.13 kg
NH000UD69V250PV	H320075	690 V	700 V	250 A	7540 A ² s	44400 A ² s	80 kA	44.1 W	3	0.13 kg
NH000UD50V315PV	M320079	500 V	550 V	315 A	15400 A ² s	90700 A ² s	80 kA	60.2 W	3	0.13 kg



NH00UD69V125PV

Size 00 aR 690VAC

Catalog number	Item number	Rated voltage AC (IEC)	Rated voltage AC (UL)	Rated current I _n	Pre-arcing I ² t	Clearing I ² t at Rated Voltage	Rated breaking capacity AC	Power dissipation at I _n	Package	Weight
NH00UD69V20PV	A320137	690 V	700 V	20 A	16 A ² s	90 A ² s	170 kA	2.8 W	3	0.2 kg
NH00UD69V25PV	C320139	690 V	700 V	25 A	21 A ² s	130 A ² s	170 kA	4.2 W	3	0.2 kg
NH00UD69V32PV	G320143	690 V	700 V	32 A	46 A ² s	270 A ² s	170 kA	5.5 W	3	0.2 kg
NH00UD69V40PV	L320147	690 V	700 V	40 A	67 A ² s	400 A ² s	170 kA	8.3 W	3	0.2 kg
NH00UD69V50PV	Q320151	690 V	700 V	50 A	110 A ² s	630 A ² s	170 kA	9.7 W	3	0.2 kg
NH00UD69V63PV	V320155	690 V	700 V	63 A	216 A ² s	1300 A ² s	170 kA	12.5 W	3	0.2 kg
NH00UD69V80PV	Z320159	690 V	700 V	80 A	348 A ² s	2000 A ² s	170 kA	16.7 W	3	0.2 kg
NH00UD69V100PV	D320163	690 V	700 V	100 A	722 A ² s	4300 A ² s	170 kA	19.4 W	3	0.2 kg
NH00UD69V125PV	F320165	690 V	700 V	125 A	1390 A ² s	8200 A ² s	170 kA	20.8 W	3	0.2 kg
NH00UD69V160PV	K320169	690 V	700 V	160 A	2070 A ² s	12200 A ² s	170 kA	30.5 W	3	0.2 kg
NH00UD69V200PV	M320171	690 V	700 V	200 A	3870 A ² s	22700 A ² s	170 kA	36.1 W	3	0.2 kg
NH00UD69V250PV	R320175	690 V	700 V	250 A	7540 A ² s	44400 A ² s	170 kA	44.4 W	3	0.2 kg
NH00UD69V315PV	W320179	690 V	700 V	315 A	15400 A ² s	90700 A ² s	170 kA	60 W	3	0.2 kg



NH0UD69V315PV

Size 0 aR 690VAC

Catalog number	Item number	Rated voltage AC (IEC)	Rated voltage AC (UL)	Rated current I _n	Pre-arcing I ² t	Clearing I ² t at Rated Voltage	Rated breaking capacity AC	Power dissipation at I _n	Package	Weight
NH0UD69V32PV	Q320243	690 V	700 V	32 A	32 A ² s	170 A ² s	170 kA	19.4 W	3	0.27 kg
NH0UD69V40PV	V320247	690 V	700 V	40 A	54 A ² s	280 A ² s	170 kA	20.8 W	3	0.27 kg
NH0UD69V50PV	Z320251	690 V	700 V	50 A	87 A ² s	470 A ² s	170 kA	20.8 W	3	0.27 kg
NH0UD69V63PV	D320255	690 V	700 V	63 A	128 A ² s	700 A ² s	170 kA	23.6 W	3	0.27 kg
NH0UD69V80PV	H320259	690 V	700 V	80 A	184 A ² s	970 A ² s	170 kA	25 W	3	0.27 kg
NH0UD69V100PV	M320263	690 V	700 V	100 A	392 A ² s	2080 A ² s	170 kA	30.5 W	3	0.27 kg
NH0UD69V125PV	P320265	690 V	700 V	125 A	722 A ² s	3890 A ² s	170 kA	36.1 W	3	0.27 kg
NH0UD69V160PV	T320269	690 V	700 V	160 A	1550 A ² s	8320 A ² s	170 kA	44.4 W	3	0.27 kg
NH0UD69V200PV	W320271	690 V	700 V	200 A	2950 A ² s	15900 A ² s	170 kA	54.2 W	3	0.27 kg
NH0UD69V250PV	A320275	690 V	700 V	250 A	5580 A ² s	29900 A ² s	170 kA	66.7 W	3	0.27 kg
NH0UD69V315PV	E320279	690 V	700 V	315 A	11600 A ² s	62300 A ² s	170 kA	80 W	3	0.27 kg

MERSEN reserves the right to change, update or correct, without notice, any information contained in this datasheet.

Protistor® size NH 000, 00, 0, 1, 2, 3 aR
690VAC (IEC) / 700VAC (UL)

PRODUCT RANGE



NH1UD69V315PV

Size 1 aR 690VAC

Catalog number	Item number	Rated voltage AC (IEC)	Rated voltage AC (UL)	Rated current I _n	Pre-arcing I ² t	Clearing I ² t at Rated Voltage	Rated breaking capacity AC	Power dissipation at I _n	Package	Weight
NH1UD69V63PV	M320355	690 V	700 V	63 A	128 A ² s	700 A ² s	170 kA	36.1 W	3	0.42 kg
NH1UD69V80PV	K320399	690 V	700 V	80 A	216 A ² s	1170 A ² s	170 kA	43 W	3	0.42 kg
NH1UD69V100PV	W320363	690 V	700 V	100 A	288 A ² s	1570 A ² s	170 kA	45.8 W	3	0.42 kg
NH1UD69V125PV	Y320365	690 V	700 V	125 A	620 A ² s	3320 A ² s	170 kA	53 W	3	0.42 kg
NH1UD69V160PV	C320369	690 V	700 V	160 A	1170 A ² s	6270 A ² s	170 kA	58 W	3	0.42 kg
NH1UD69V200PV	E320371	690 V	700 V	200 A	2480 A ² s	13300 A ² s	170 kA	66.7 W	3	0.42 kg
NH1UD69V250PV	J320375	690 V	700 V	250 A	4690 A ² s	25100 A ² s	170 kA	75 W	3	0.42 kg
NH1UD69V315PV	N320379	690 V	700 V	315 A	9580 A ² s	51400 A ² s	170 kA	83 W	3	0.42 kg
NH1UD69V350PV	P320380	690 V	700 V	350 A	13500 A ² s	72300 A ² s	170 kA	89 W	3	0.42 kg
NH1UD69V400PV	S320383	690 V	700 V	400 A	19500 A ² s	105000 A ² s	170 kA	97 W	3	0.42 kg



NH2UD69V500PV

Size 2 aR 690VAC

Catalog number	Item number	Rated voltage AC (IEC)	Rated voltage AC (UL)	Rated current I _n	Pre-arcing I ² t	Clearing I ² t at Rated Voltage	Rated breaking capacity AC	Power dissipation at I _n	Package	Weight
NH2UD69V160PV	L320469	690 V	700 V	160 A	0.968 kA ² s	5.18 kA ² s	170 kA	75 W	3	0.62 kg
NH2UD69V200PV	N320471	690 V	700 V	200 A	1.71 kA ² s	9.22 kA ² s	170 kA	83 W	3	0.62 kg
NH2UD69V250PV	S320475	690 V	700 V	250 A	3.5 kA ² s	18.7 kA ² s	170 kA	93 W	3	0.62 kg
NH2UD69V315PV	X320479	690 V	700 V	315 A	6.87 kA ² s	36.9 kA ² s	170 kA	108 W	3	0.62 kg
NH2UD69V350PV	Y320480	690 V	700 V	350 A	9.58 kA ² s	51.4 kA ² s	170 kA	116 W	3	0.62 kg
NH2UD69V400PV	B320483	690 V	700 V	400 A	13.5 kA ² s	72.3 kA ² s	170 kA	125 W	3	0.62 kg
NH2UD69V450PV	D320485	690 V	700 V	450 A	21 kA ² s	113 kA ² s	170 kA	139 W	3	0.62 kg
NH2UD69V500PV	F320487	690 V	700 V	500 A	27.5 kA ² s	147 kA ² s	170 kA	147 W	3	0.62 kg
NH2UD69V550PV	G320488	690 V	700 V	550 A	38.4 kA ² s	206 kA ² s	170 kA	155 W	3	0.62 kg
NH2UD69V630PV	H320489	690 V	700 V	630 A	58.6 kA ² s	315 kA ² s	170 kA	169 W	3	0.62 kg
NH2UD69V700PV	J320490	690 V	700 V	700 A	78.1 kA ² s	420 kA ² s	170 kA	175 W	3	0.62 kg



NH3UD69V700PV

Size 3 aR 690VAC

Catalog number	Item number	Rated voltage AC (IEC)	Rated voltage AC (UL)	Rated current I _n	Pre-arcing I ² t	Clearing I ² t at Rated Voltage	Rated breaking capacity AC	Power dissipation at I _n	Package	Weight
NH3UD69V315PV	F320579	690 V	700 V	315 A	5.24 kA ² s	28.2 kA ² s	170 kA	113 W	1	1.05 kg
NH3UD69V350PV	G320580	690 V	700 V	350 A	7.54 kA ² s	40.6 kA ² s	170 kA	117 W	1	1.05 kg
NH3UD69V400PV	K320583	690 V	700 V	400 A	10.5 kA ² s	56.5 kA ² s	170 kA	130 W	1	1.05 kg
NH3UD69V450PV	M320585	690 V	700 V	450 A	15.7 kA ² s	84.3 kA ² s	170 kA	139 W	1	1.05 kg
NH3UD69V500PV	P320587	690 V	700 V	500 A	22.2 kA ² s	119 kA ² s	170 kA	150 W	1	1.05 kg
NH3UD69V550PV	Q320588	690 V	700 V	550 A	30.3 kA ² s	163 kA ² s	170 kA	160 W	1	1.05 kg
NH3UD69V630PV	R320589	690 V	700 V	630 A	42.1 kA ² s	226 kA ² s	170 kA	175 W	1	1.05 kg
NH3UD69V700PV	S320590	690 V	700 V	700 A	61.7 kA ² s	332 kA ² s	170 kA	200 W	1	1.05 kg
NH3UD69V800PV	T320591	690 V	700 V	800 A	88.9 kA ² s	478 kA ² s	170 kA	220 W	1	1.05 kg
NH3UD69V900PV	V320592	690 V	700 V	900 A	124 kA ² s	666 kA ² s	170 kA	250 W	1	1.05 kg
NH3UD69V1000PV	W320593	690 V	700 V	1000 A	178 kA ² s	959 kA ² s	170 kA	280 W	1	1.05 kg

MERSEN reserves the right to change, update or correct, without notice, any information contained in this datasheet.

Protistor® size NH 000, 00, 1, 2, 3 gS
690VAC

PRODUCT RANGE



NH000GS69V25PV

Size 000 gS 690VAC

Catalog number	Item number	Rated voltage AC (IEC)	Rated voltage AC (UL)	Rated current I _n	Pre-arcing I ² t	Clearing I ² t at Rated Voltage	Rated breaking capacity AC	Power dissipation at I _n	Package	Weight
NH000GS69V16PV	N322035	690 V	700 V	16 A	9 A ² s	45 A ² s	160 kA	5 W	3	0.13 kg
NH000GS69V20PV	Q322037	690 V	700 V	20 A	10 A ² s	54 A ² s	160 kA	6 W	3	0.13 kg
NH000GS69V25PV	S322039	690 V	700 V	25 A	18 A ² s	96 A ² s	160 kA	7 W	3	0.13 kg
NH000GS69V32PV	X322043	690 V	700 V	32 A	39 A ² s	218 A ² s	160 kA	8 W	3	0.13 kg
NH000GS69V40PV	B322047	690 V	700 V	40 A	69 A ² s	386 A ² s	160 kA	9 W	3	0.13 kg
NH000GS69V50PV	F322051	690 V	700 V	50 A	136 A ² s	764 A ² s	160 kA	10 W	3	0.13 kg
NH000GS69V63PV	K322055	690 V	700 V	63 A	275 A ² s	1545 A ² s	160 kA	11 W	3	0.13 kg
NH000GS69V80PV	P322059	690 V	700 V	80 A	543 A ² s	3055 A ² s	160 kA	13 W	3	0.13 kg
NH000GS69V100PV	T322063	690 V	700 V	100 A	1063 A ² s	5982 A ² s	160 kA	14 W	3	0.13 kg



NH00GS69V125PV

Size 00 gS 690VAC

Catalog number	Item number	Rated voltage AC (IEC)	Rated voltage AC (UL)	Rated current I _n	Pre-arcing I ² t	Clearing I ² t at Rated Voltage	Rated breaking capacity AC	Power dissipation at I _n	Package	Weight
NH00GS69V125PV	E322165	690 V	700 V	125 A	2170 A ² s	10850 A ² s	160 kA	16 W	3	0.2 kg
NH00GS69V160PV	J322169	690 V	700 V	160 A	4270 A ² s	21340 A ² s	160 kA	19 W	3	0.2 kg



NH1GS69V125PV

Size 1 gS 690VAC

Catalog number	Item number	Rated voltage AC (IEC)	Rated voltage AC (UL)	Rated current I _n	Pre-arcing I ² t	Clearing I ² t at Rated Voltage	Rated breaking capacity AC	Power dissipation at I _n	Package	Weight
NH1GS69V100PV	V322363	690 V	700 V	100 A	965 A ² s	4820 A ² s	160 kA	19 W	3	0.43 kg
NH1GS69V125PV	X322365	690 V	700 V	125 A	1705 A ² s	8550 A ² s	160 kA	21 W	3	0.43 kg
NH1GS69V160PV	B322369	690 V	700 V	160 A	3860 A ² s	19000 A ² s	160 kA	23 W	3	0.43 kg
NH1GS69V200PV	D322371	690 V	700 V	200 A	7560 A ² s	38000 A ² s	160 kA	26 W	3	0.43 kg
NH1GS69V250PV	H322375	690 V	700 V	250 A	15420 A ² s	77150 A ² s	160 kA	29 W	3	0.43 kg
NH1GS69V280PV	L302897	690 V	700 V	280 A	18665 A ² s	93000 A ² s	160 kA	33 W	3	0.43 kg



NH2GS69V250PV

Size 2 gS 690VAC

Catalog number	Item number	Rated voltage AC (IEC)	Rated voltage AC (UL)	Rated current I _n	Pre-arcing I ² t	Clearing I ² t at Rated Voltage	Rated breaking capacity AC	Power dissipation at I _n	Package	Weight
NH2GS69V160PV	K322469	690 V	700 V	160 A	3.46 kA ² s	17.5 kA ² s	160 kA	28 W	3	0.64 kg
NH2GS69V200PV	M322471	690 V	700 V	200 A	6.87 kA ² s	34 kA ² s	160 kA	30 W	3	0.64 kg
NH2GS69V250PV	R322475	690 V	700 V	250 A	12.485 kA ² s	62 kA ² s	160 kA	33 W	3	0.64 kg
NH2GS69V315PV	W322479	690 V	700 V	315 A	27.945 kA ² s	140 kA ² s	160 kA	36 W	3	0.64 kg
NH2GS69V350PV	X322480	690 V	700 V	350 A	38.31 kA ² s	191 kA ² s	160 kA	38 W	3	0.64 kg
NH2GS69V400PV	A322483	690 V	700 V	400 A	54.32 kA ² s	271 kA ² s	160 kA	41 W	3	0.64 kg
NH2GS69V450PV	C322485	690 V	700 V	450 A	81.125 kA ² s	405 kA ² s	160 kA	43 W	3	0.64 kg



NH3GS69V315PV

Size 3 gS 690VAC

Catalog number	Item number	Rated voltage AC (IEC)	Rated voltage AC (UL)	Rated current I _n	Pre-arcing I ² t	Clearing I ² t at Rated Voltage	Rated breaking capacity AC	Power dissipation at I _n	Package	Weight
NH3GS69V250PV	R322590	690 V	700 V	250 A	9.69 kA ² s	48 kA ² s	160 kA	39 W	1	1.05 kg
NH3GS69V315PV	E322579	690 V	700 V	315 A	19.525 kA ² s	97 kA ² s	160 kA	42 W	1	1.05 kg
NH3GS69V350PV	F322580	690 V	700 V	350 A	28.135 kA ² s	140 kA ² s	160 kA	44 W	1	1.05 kg
NH3GS69V400PV	J322583	690 V	700 V	400 A	42.05 kA ² s	210 kA ² s	160 kA	47 W	1	1.05 kg
NH3GS69V450PV	L322585	690 V	700 V	450 A	58.675 kA ² s	293 kA ² s	160 kA	50 W	1	1.05 kg
NH3GS69V500PV	N322587	690 V	700 V	500 A	87.03 kA ² s	435.1 kA ² s	160 kA	52 W	1	1.05 kg
NH3GS69V550PV	P322588	690 V	700 V	550 A	111.81 kA ² s	559 kA ² s	160 kA	56 W	1	1.05 kg
NH3GS69V630PV	Q322589	690 V	700 V	630 A	149.95 kA ² s	749 kA ² s	160 kA	63 W	1	1.05 kg

MERSEN reserves the right to change, update or correct, without notice, any information contained in this datasheet.

Microswitches for Protistor NH fuse-links

PRODUCT RANGE



MS4L2-5B2PRES

Microswitches for PSC sizes 000/00

Catalog number	Item number	Rated voltage AC (IEC)	Rated current I_n	Rated impulse withstand voltage U_{imp}	Package	Weight
MS4L2-5B6PRES	F210156	1000 V	10 A	10 kV	3	36 g
MS4L2-5B2PRES	G210157	1000 V	5 A	13 kV	3	31.6 g

DC PROTECTION FOR ELECTRIC VEHICLES & BATTERY APPLICATIONS





BATTERY PACK FUSES **338 - 342**

EYpack-fuse MEV55	338
EYpack-fuse MEV70	339
EYpack-fuse MEV80	341
EYpack-fuse MEV100	341



BATTERY MODULE FUSES **343**

m-fuse MF 100VDC Max.	343
-----------------------------------	-----



BATTERY MODULE FUSES **344**

Xp-ST	344
--------------------	-----

EVpack-fuse MEV55

550 VDC Max., L/R ≤ 1ms, 5 - 50A

PRODUCT RANGE



MEV55C30

MEV55C Ferrule Fuse

Catalog number	Rated voltage DC (UL)	Rated current I _n	Power dissipation at 0.5 I _n	Min. breaking capacity (MBC)	Max. time to clear MBC	Package	Weight
MEV55C5	550 V	5 A	0.25 W	10 A	10 s	80	7.5 g
MEV55C6	550 V	6 A	0.29 W	12 A	10 s	80	7.5 g
MEV55C7	550 V	7 A	0.31 W	14 A	10 s	80	7.5 g
MEV55C8	550 V	8 A	0.4 W	16 A	10 s	80	7.5 g
MEV55C10	550 V	10 A	0.45 W	20 A	10 s	80	7.5 g
MEV55C12	550 V	12 A	0.47 W	24 A	10 s	80	7.5 g
MEV55C15	550 V	15 A	0.49 W	30 A	100 s	80	7.5 g
MEV55C20	550 V	20 A	0.56 W	40 A	100 s	80	7.5 g
MEV55C25	550 V	25 A	0.63 W	50 A	100 s	80	7.5 g
MEV55C30	550 V	30 A	0.68 W	60 A	100 s	80	7.5 g
MEV55C30/40	550 V	40 A	0.63 W	150 A	10 s	80	7.5 g
MEV55C30/50	550 V	50 A	1 W	180 A	10 s	80	7.5 g



MEV55C30-S

MEV55C -S Surface Mount Fuse

Catalog number	Rated voltage DC (UL)	Rated current I _n	Power dissipation at 0.5 I _n	Min. breaking capacity (MBC)	Max. time to clear MBC	Package	Weight
MEV55C5-S	550 V	5 A	0.25 W	10 A	10 s	80	9.9 g
MEV55C6-S	550 V	6 A	0.29 W	12 A	10 s	80	9.9 g
MEV55C7-S	550 V	7 A	0.31 W	14 A	10 s	80	9.9 g
MEV55C8-S	550 V	8 A	0.4 W	16 A	10 s	80	9.9 g
MEV55C10-S	550 V	10 A	0.45 W	20 A	10 s	80	9.9 g
MEV55C12-S	550 V	12 A	0.47 W	24 A	10 s	80	9.9 g
MEV55C15-S	550 V	15 A	0.49 W	30 A	100 s	80	9.9 g
MEV55C20-S	550 V	20 A	0.56 W	40 A	100 s	80	9.9 g
MEV55C25-S	550 V	25 A	0.63 W	50 A	100 s	80	9.9 g
MEV55C30-S	550 V	30 A	0.68 W	60 A	100 s	80	9.9 g
MEV55C30/40-S	550 V	40 A	0.63 W	150 A	10 s	80	9.9 g
MEV55C30/50-S	550 V	50 A	1 W	180 A	10 s	80	9.9 g



MEV55C30-P

MEV55C -P PC Board Mount

Catalog number	Rated voltage DC (UL)	Rated current I _n	Power dissipation at 0.5 I _n	Min. breaking capacity (MBC)	Max. time to clear MBC	Package	Weight
MEV55C5-P	550 V	5 A	0.25 W	10 A	10 s	80	9.9 g
MEV55C6-P	550 V	6 A	0.29 W	12 A	10 s	80	9.9 g
MEV55C7-P	550 V	7 A	0.31 W	14 A	10 s	80	9.9 g
MEV55C8-P	550 V	8 A	0.4 W	16 A	10 s	80	9.9 g
MEV55C10-P	550 V	10 A	0.45 W	20 A	10 s	80	9.9 g
MEV55C12-P	550 V	12 A	0.5 W	24 A	10 s	80	9.9 g
MEV55C15-P	550 V	15 A	0.45 W	30 A	100 s	80	9.9 g
MEV55C20-P	550 V	20 A	0.54 W	40 A	100 s	80	9.9 g
MEV55C25-P	550 V	25 A	0.59 W	50 A	100 s	80	9.9 g
MEV55C30-P	550 V	30 A	0.65 W	60 A	100 s	80	9.9 g
MEV55C30/40-P	550 V	40 A	0.63 W	150 A	10 s	80	9.9 g
MEV55C30/50-P	550 V	50 A	1.1 W	180 A	10 s	80	9.9 g

MERSEN reserves the right to change, update or correct, without notice, any information contained in this datasheet.

BATTERY PACK FUSES

EVpack-fuse MEV55

550 VDC Max., L/R ≤ 1ms, 5 - 50A

ACCESSORIES



30311



30312



30313

Fuse blocks

Catalog number	Item number	Rated DC voltage	Application DC Fuses	Number of poles/phases	Contact Materials	Wire Range	Weight
Open-style fuse blocks							
Screw w/ double quick connects at both ends							
30310	30310	600 V	MEV55C fuses up to 30A	Adder	Tin-plated Copper	Cu #10-14	42 g
30311	30311	600 V	MEV55C fuses up to 30A	1	Tin-plated Copper	Cu #10-14	47 g
30312	30312	600 V	MEV55C fuses up to 30A	2	Tin-plated Copper	Cu #10-14	80 g
30313	30313	600 V	MEV55C fuses up to 30A	3	Tin-plated Copper	Cu #10-14	0.12 kg
Pressure plate (sems) w/ double quick connects at both ends							
30320	30320	600 V	MEV55C fuses up to 30A	Adder	Tin-plated Copper	Cu #10-14	-
30321	30321	600 V	MEV55C fuses up to 30A	1	Tin-plated Copper	Cu #10-14	96 g
30322	30322	600 V	MEV55C fuses up to 30A	2	Tin-plated Copper	Cu #10-14	93 g
30323	30323	600 V	MEV55C fuses up to 30A	3	Tin-plated Copper	Cu #10-14	0.13 kg
Copper box							
30350	30350	600 V	MEV55C fuses up to 30A	Adder	Tin-plated Copper	Cu #6-14	-
30351	30351	600 V	MEV55C fuses up to 30A	1	Tin-plated Copper	Cu #6-14	49 g
30352	30352	600 V	MEV55C fuses up to 30A	2	Tin-plated Copper	Cu #6-14	-
30353	30353	600 V	MEV55C fuses up to 30A	3	Tin-plated Copper	Cu #6-14	0.13 kg

EVpack-fuse MEV70

700 VDC Max., L/R ≤ 1ms, 35 - 600A

PRODUCT RANGE



MEV70V160-S

MEV70V -S Surface Mount Fuse

Catalog number	Rated voltage DC (UL)	Rated current I _n	Power dissipation at 0.5 I _n	Min. breaking capacity (MBC)	Max. time to clear MBC	Package	Weight
MEV70V35-S	700 V	35 A	0.86 W	125 A	5 s	5	9.9 g
MEV70V40-S	700 V	40 A	0.82 W	150 A	5 s	5	9.9 g
MEV70V50-S	700 V	50 A	1.2 W	175 A	5 s	5	9.9 g
MEV70V60-S	700 V	60 A	1.47 W	200 A	5 s	5	9.9 g
MEV70V70-S	700 V	70 A	1.89 W	200 A	30 s	5	59 g
MEV70V80-S	700 V	80 A	1.75 W	270 A	30 s	5	59 g
MEV70V100-S	700 V	100 A	2 W	330 A	30 s	5	59 g
MEV70V125-S	700 V	125 A	2.74 W	1500 A	150 ms	5	59 g
MEV70V150-S	700 V	150 A	3.54 W	1500 A	200 ms	5	59 g
MEV70V160-S	700 V	160 A	3.75 W	1500 A	300 ms	5	59 g
MEV70V175-S	700 V	175 A	4.63 W	1500 A	420 ms	5	59 g

MERSEN reserves the right to change, update or correct, without notice, any information contained in this datasheet.

BATTERY PACK FUSES

EVpack-fuse MEV70

700 VDC Max., L/R ≤ 1ms, 35 - 600A

PRODUCT RANGE

MEV70A Round Body Fuse



MEV70A100-4



MEV70A400-4



MEV70A600-4

Catalog number	Rated voltage DC (UL)	Rated current I _n	Power dissipation at 0.5 I _n	Min. breaking capacity (MBC)	Max. time to clear MBC	Package	Weight
MEV70A50-4	700 V	50 A	1.4 W	380 A	50 ms	5	99 g
MEV70A60-4	700 V	60 A	1.8 W	460 A	50 ms	5	99 g
MEV70A70-4	700 V	70 A	2.2 W	540 A	50 ms	5	99 g
MEV70A80-4	700 V	80 A	2.5 W	610 A	50 ms	5	99 g
MEV70A90-4	700 V	90 A	2.7 W	690 A	50 ms	5	99 g
MEV70A100-4	700 V	100 A	3.1 W	760 A	50 ms	5	99 g
MEV70A125-4	700 V	125 A	3.8 W	870 A	60 ms	5	0.17 kg
MEV70A150-4	700 V	150 A	4.5 W	1040 A	60 ms	5	0.17 kg
MEV70A175-4	700 V	175 A	5.2 W	1210 A	60 ms	5	0.17 kg
MEV70A200-4	700 V	200 A	5.9 W	1380 A	60 ms	5	0.17 kg
MEV70A225-4	700 V	225 A	6.7 W	1190 A	140 ms	5	0.26 kg
MEV70A250-4	700 V	250 A	7.4 W	1320 A	140 ms	5	0.26 kg
MEV70A300-4	700 V	300 A	8.8 W	1580 A	140 ms	5	0.26 kg
MEV70A350-4	700 V	350 A	10.2 W	1840 A	140 ms	5	0.26 kg
MEV70A400-4	700 V	400 A	11.7 W	2100 A	140 ms	5	0.26 kg
MEV70A450-4	700 V	450 A	12.4 W	2200 A	360 ms	5	0.52 kg
MEV70A500-4	700 V	500 A	13.9 W	2460 A	360 ms	5	0.52 kg
MEV70A600-4	700 V	600 A	16.6 W	2950 A	360 ms	5	0.52 kg

ACCESSORIES

Fuse blocks



ISC250

Catalog number	Item number	Rated DC voltage	Application DC Fuses	Contact Materials	Tightening torque (max.)	Weight
P243 Fuse blocks						
P243E	P243E	700 V	MEV70A fuses from 70 to 200A	Tin-Plated Copper	4.1 N-m	0.12 kg
P266 Fuse blocks						
P266C	P266C	700 V	MEV70A fuses from 225 to 600A	Stainless Steel	20.3 N-m	0.40 kg
1SC/IMSC Modular Fuse blocks						
1SCM8	1SCM8	1000 V	MF-A, MEV70A, MEV100A fuses up to 400A	Zinc-Plated Steel	6.8 N-m	68 g
1SC250	1SC250	1000 V	MF-A, MEV70A, MEV100A fuses up to 400A	Zinc-Plated Steel	6.9 N-m	68 g
1SC375	1SC375	1000 V	MF-A, MEV70A, MEV100A fuses up to 800A	Zinc-Plated Steel	21.7 N-m	68 g
1SCM10	1SCM10	1000 V	MF-A, MEV70A, MEV100A fuses up to 800A	Zinc-Plated Steel	21.5 N-m	68 g

MERSEN reserves the right to change, update or correct, without notice, any information contained in this datasheet.

BATTERY PACK FUSES

EVpack-fuse MEV80

PRODUCT RANGE

800 VDC Max., L/R ≤ 1ms, 100 - 350A



MEV80S300-S

MEV80S -S Surface Mount

Catalog number	Rated voltage DC (UL)	Rated current I _n	Power dissipation at 0.5 I _n	Min. breaking capacity (MBC)	Max. time to clear MBC	Weight
MEV80S100-S	800 V	100 A	3 W	500 A	1 s	0.25 kg
MEV80S150-S	800 V	150 A	5 W	900 A	1 s	0.25 kg
MEV80S200-S	800 V	200 A	6 W	1200 A	1 s	0.25 kg
MEV80S250-S	800 V	250 A	7 W	1500 A	1 s	0.25 kg
MEV80S300-S	800 V	300 A	9 W	1800 A	1 s	0.25 kg
MEV80S350-S	800 V	350 A	11 W	2000 A	1 s	0.25 kg

EVpack-fuse MEV100

PRODUCT RANGE

1,000 VDC Max., L/R ≤ 1ms, 8 - 600A



MEV100C30

MEV100C Ferrule Fuse

Catalog number	Rated voltage DC (UL)	Rated current I _n	Power dissipation at 0.5 I _n	Min. breaking capacity (MBC)	Max. time to clear MBC	Package	Weight
MEV100C8	1000 V	8 A	0.23 W	16 A	100 s	10	7.5 g
MEV100C10	1000 V	10 A	0.32 W	20 A	100 s	10	7.5 g
MEV100C12	1000 V	12 A	0.42 W	24 A	100 s	10	7.5 g
MEV100C15	1000 V	15 A	0.63 W	30 A	100 s	10	7.5 g
MEV100C20	1000 V	20 A	0.92 W	40 A	100 s	10	7.5 g
MEV100C25	1000 V	25 A	1.1 W	50 A	100 s	10	7.5 g
MEV100C30	1000 V	30 A	1.2 W	60 A	100 s	10	7.5 g

MEV100C -S Surface Mount



MEV100C30-S

Catalog number	Rated voltage DC (UL)	Rated current I _n	Power dissipation at 0.5 I _n	Min. breaking capacity (MBC)	Max. time to clear MBC	Package	Weight
MEV100C8-S	1000 V	8 A	0.23 W	16 A	100 s	10	9.9 g
MEV100C10-S	1000 V	10 A	0.32 W	20 A	100 s	10	9.9 g
MEV100C12-S	1000 V	12 A	0.42 W	24 A	100 s	10	9.9 g
MEV100C15-S	1000 V	15 A	0.63 W	30 A	100 s	10	9.9 g
MEV100C20-S	1000 V	20 A	0.92 W	40 A	100 s	10	9.9 g
MEV100C25-S	1000 V	25 A	1.1 W	50 A	100 s	10	9.9 g
MEV100C30-S	1000 V	30 A	1.2 W	60 A	100 s	10	9.9 g

MEV100A Round Body Fuse



MEV100A300-4

Catalog number	Rated voltage DC (UL)	Rated current I _n	Power dissipation at 0.5 I _n	Min. breaking capacity (MBC)	Max. time to clear MBC	Package	Weight
MEV100A50-4	1000 V	50 A	1.8 W	960 A	40 ms	5	0.12 kg
MEV100A60-4	1000 V	60 A	2.2 W	1160 A	40 ms	5	0.12 kg
MEV100A70-4	1000 V	70 A	2.7 W	1350 A	40 ms	5	0.12 kg
MEV100A80-4	1000 V	80 A	3.2 W	1540 A	40 ms	5	0.12 kg
MEV100A90-4	1000 V	90 A	3.6 W	1730 A	40 ms	5	0.12 kg
MEV100A100-4	1000 V	100 A	4.3 W	1920 A	40 ms	5	0.12 kg
MEV100A125-4	1000 V	125 A	4 W	940 A	80 ms	5	0.19 kg
MEV100A150-4	1000 V	150 A	5.2 W	1130 A	80 ms	5	0.19 kg
MEV100A175-4	1000 V	175 A	6.3 W	1320 A	80 ms	5	0.19 kg
MEV100A200-4	1000 V	200 A	7.4 W	1510 A	80 ms	5	0.19 kg
MEV100A225-4	1000 V	225 A	6.7 W	2200 A	80 ms	5	0.30 kg
MEV100A250-4	1000 V	250 A	7.6 W	2430 A	80 ms	5	0.30 kg
MEV100A300-4	1000 V	300 A	9.5 W	2920 A	80 ms	5	0.30 kg

MERSEN reserves the right to change, update or correct, without notice, any information contained in this datasheet.

EVpack-fuse MEV100

1,000 VDC Max., L/R ≤ 1ms, 8 - 600A

PRODUCT RANGE

MEV100A Round Body Fuse for Metric Screws

Catalog number	Rated voltage DC (UL)	Rated current I _n	Power dissipation at 0.5 I _n	Min. breaking capacity (MBC)	Max. time to clear MBC	Package	Weight
MEV100A50-4Y	1000 V	50 A	1.8 W	960 A	40 ms	5	0.12 kg
MEV100A60-4Y	1000 V	60 A	2.2 W	1160 A	40 ms	5	0.12 kg
MEV100A70-4Y	1000 V	70 A	2.7 W	1350 A	40 ms	5	0.12 kg
MEV100A80-4Y	1000 V	80 A	3.2 W	1540 A	40 ms	5	0.12 kg
MEV100A90-4Y	1000 V	90 A	3.6 W	1730 A	40 ms	5	0.12 kg
MEV100A100-4Y	1000 V	100 A	4.3 W	1920 A	40 ms	5	0.12 kg
MEV100A125-4Y	1000 V	125 A	4 W	940 A	80 ms	5	0.19 kg
MEV100A150-4Y	1000 V	150 A	5.2 W	1130 A	80 ms	5	0.19 kg
MEV100A175-4Y	1000 V	175 A	6.3 W	1320 A	80 ms	5	0.19 kg
MEV100A200-4Y	1000 V	200 A	7.4 W	1510 A	80 ms	5	0.19 kg



MEV100J400-4

MEV100J Round Body Fuse

Catalog number	Rated voltage DC (UL)	Rated current I _n	Power dissipation at 0.5 I _n	Min. breaking capacity (MBC)	Max. time to clear MBC	Package	Weight
MEV100J350-4	1000 V	350 A	9 W	700 A	180 s	1	0.86 kg
MEV100J400-4	1000 V	400 A	10.4 W	800 A	180 s	1	0.86 kg
MEV100J450-4	1000 V	450 A	11.2 W	900 A	235 s	1	1.34 kg
MEV100J500-4	1000 V	500 A	11.6 W	1000 A	280 s	1	1.34 kg
MEV100J600-4	1000 V	600 A	16.4 W	1200 A	200 s	1	1.34 kg

ACCESSORIES

Fuse blocks



P243C



1SC250

Catalog number	Item number	Rated DC voltage	Application DC Fuses	Contact Materials	Tightening torque (max.)	Weight
P243 Fuse blocks						
P243C	P243C	1000 V	MEV100A fuses from 35 to 200A	Tin-Plated Copper	4.1 N-m	0.12 kg
P266 Fuse blocks						
P266A	P266A	1000 V	MEV100A fuses from 225 to 600A	Stainless Steel	20.3 N-m	0.39 kg
1SC/1MSC Modular Fuse blocks						
1SCM8	1SCM8	1000 V	MF-A, MEV70A, MEV100A fuses up to 400A	Zinc-Plated Steel	6.8 N-m	68 g
1SC250	1SC250	1000 V	MF-A, MEV70A, MEV100A fuses up to 400A	Zinc-Plated Steel	6.9 N-m	68 g
1SC375	1SC375	1000 V	MF-A, MEV70A, MEV100A fuses up to 800A	Zinc-Plated Steel	21.7 N-m	68 g
1SCM10	1SCM10	1000 V	MF-A, MEV70A, MEV100A fuses up to 800A	Zinc-Plated Steel	21.5 N-m	68 g

MERSEN reserves the right to change, update or correct, without notice, any information contained in this datasheet.

BATTERY MODULE FUSES

M-fuse MF 100VDC Max.

L/R ≤1.5ms, 50 - 200A

PRODUCT RANGE



MF100A-4

MF-A Round Body Fuse

Catalog number	Rated voltage DC (UL)	Rated current I _n	Power dissipation at 0.5 I _n	Min. breaking capacity (MBC)	Max. time to clear MBC	Package	Weight
MF50A-4	100 V	50 A	0.8 W	180 A	50 ms	5	68 g
MF60A-4	100 V	60 A	0.9 W	210 A	50 ms	5	68 g
MF70A-4	100 V	70 A	1.1 W	250 A	50 ms	5	68 g
MF80A-4	100 V	80 A	1.6 W	280 A	50 ms	5	68 g
MF90A-4	100 V	90 A	1.8 W	320 A	50 ms	5	68 g
MF100A-4	100 V	100 A	2 W	360 A	50 ms	5	68 g
MF125A-4	100 V	125 A	2.6 W	450 A	50 ms	5	68 g
MF150A-4	100 V	150 A	3.2 W	540 A	50 ms	5	68 g
MF175A-4	100 V	175 A	4 W	630 A	50 ms	5	68 g
MF200A-4	100 V	200 A	4.4 W	720 A	50 ms	10	68 g

MF-B Cylindrical Body Fuse

Catalog number	Rated voltage DC (UL)	Rated current I _n	Power dissipation at 0.5 I _n	Min. breaking capacity (MBC)	Max. time to clear MBC	Package	Weight
MF50B-4	100 V	50 A	1.8 W	140 A	10 s	10	28 g
MF60B-4	100 V	60 A	2.1 W	170 A	10 s	10	28 g
MF75B-4	100 V	75 A	2.7 W	210 A	10 s	10	28 g
MF80B-4	100 V	80 A	2.7 W	225 A	10 s	10	28 g
MF100B-4	100 V	100 A	2.3 W	280 A	10 s	10	28 g
MF125B-4	100 V	125 A	2.5 W	350 A	10 s	10	28 g
MF150B-4	100 V	150 A	2.7 W	420 A	10 s	10	28 g
MF160B-4	100 V	160 A	3.1 W	450 A	10 s	10	28 g
MF180B-4	100 V	180 A	3.4 W	500 A	10 s	10	28 g

ACCESSORIES

Fuse blocks



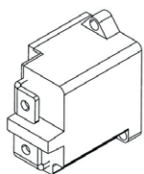
1SC250

Catalog number	Item number	Rated DC voltage	Application DC Fuses	Contact Materials	Tightening torque (max.)	Weight
P243 Fuse blocks						
P243D	P243D	1000 V	MF-A fuses from 70 to 450A	Tin-Plated Copper	4.1 N-m	0.12 kg
1SC/IMSC Modular Fuse blocks						
1SCM8	1SCM8	1000 V	MF-A, MEV70A, MEV100A fuses up to 400A	Zinc-Plated Steel	6.8 N-m	68 g
1SC250	1SC250	1000 V	MF-A, MEV70A, MEV100A fuses up to 400A	Zinc-Plated Steel	6.9 N-m	68 g
1SC375	1SC375	1000 V	MF-A, MEV70A, MEV100A fuses up to 800A	Zinc-Plated Steel	21.7 N-m	68 g
1SCM10	1SCM10	1000 V	MF-A, MEV70A, MEV100A fuses up to 800A	Zinc-Plated Steel	21.5 N-m	68 g

MERSEN reserves the right to change, update or correct, without notice, any information contained in this datasheet.

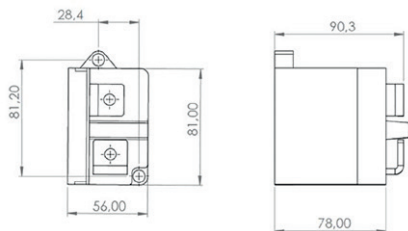
BATTERY MODULE FUSES

Xp-ST



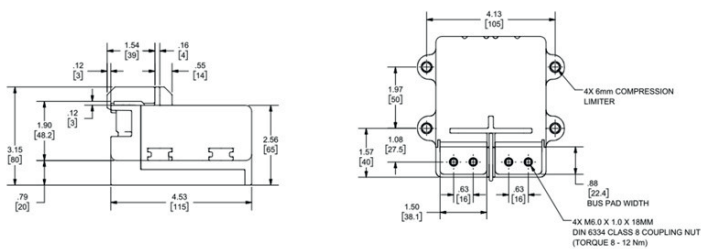
400 A - 500 VDC

Voltage Range DC	Ampere Range	Operating Temperature Range	L/R Max.	On State Resistance	Off State Resistance	3000 A Clearing time	20 000 A Clearing time
Up to 500 VDC	Up to 400 A	-40°C to 90°C	1ms	125 μΩ@ 25°C	> 5MΩ	Typ. <300ms	Typ. <2ms



400 A - 900 VDC

Voltage Range DC	Ampere Range	Operating Temperature Range	L/R Max.	On State Resistance	Off State Resistance	3000 A Clearing time	25 000 A Clearing time
Up to 900 VDC	Up to 400 A	-40°C to 90°C	1ms	170 μΩ@ 25°C	> 5MΩ	Typ. <1s	Typ. <4ms



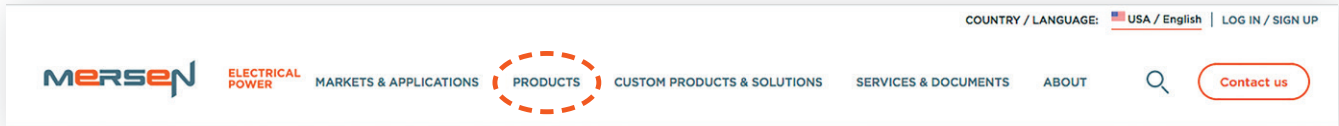
MERSEN reserves the right to change, update or correct, without notice, any information contained in this datasheet.

A series of horizontal dotted lines for taking notes.

WELCOME TO THE NEW

Guide to features and functions

NAVIGATION BAR: PRODUCTS



- **Multiple ways to navigate to Products**

- **Data comes directly from the PIM**

- The most accurate product data

- **Categories include:**

- UL/CSA Fuses, Fuse Holders, PDBs
- IEC Fuses and Fusegear
- High Speed Fuses
- DC Protection for EV/Battery
- Surge Protection
- High and Medium Fuses/Bases
- Low Voltage Switches

- **Engineering-Style pages encourage people to contact an expert**

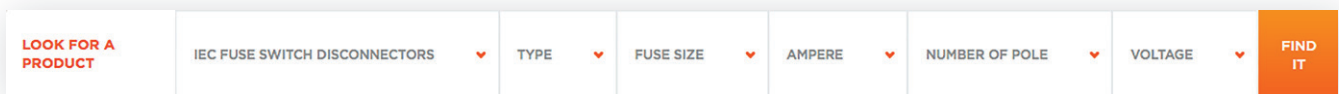
- Configured Panels
- Bus Bars
- Cooling Solutions
- Power Transfer for Rail Vehicles
- Capacitors

SEARCHING FOR A PRODUCT

- **“Products” drop-down in navigation bar**

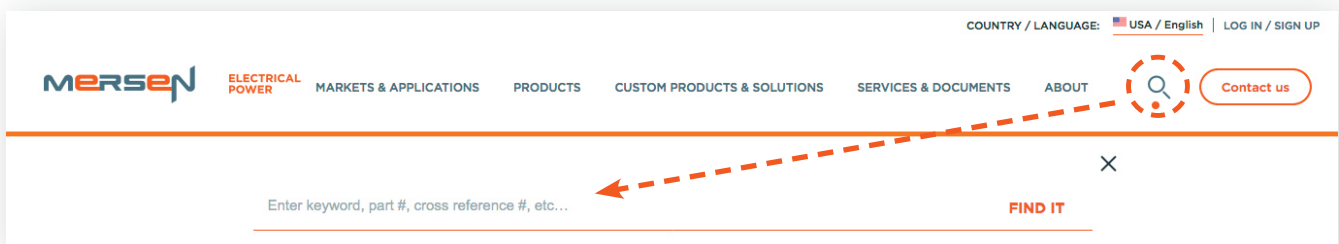
- **Product Selector Tool**

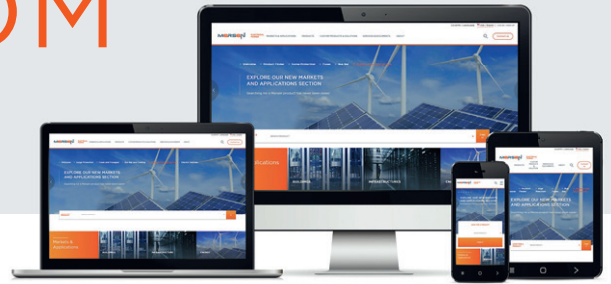
- Access via home page and via Product section
- Choose “Which Product,” and Product Selector Tool adapts selections within that product category (ie Fuses > Voltage, Surge > Surge Capacity, etc.)



- **Search Button**

- Available on any page, located in the navigation bar
- Enter keyword, part #, cross reference #, etc.





PRODUCT PAGES - DETAILS

- Product Series pages include data that is shared by all products in the series

- Individual product pages include data that is specific to that product (inc. photo if available)

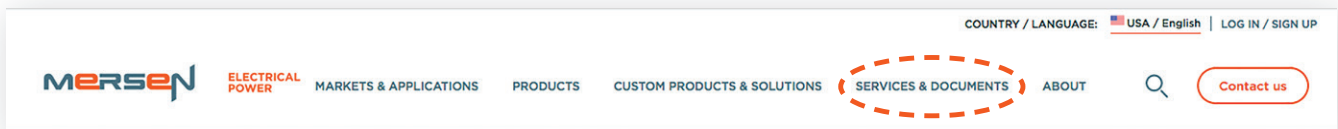
Block identifies Product Series page

Access datasheet from series or individual product page

Click "See Product" to go to individual product page

ITEM NUMBER - CATALOG NO.	AMPERE RATING	FUSE SIZE	TOTAL CLEARING I ² T	INDICATION SYSTEM	PRODUCT WEIGHT	
HSJ1	1 A	-	-	-	0.12 lb	SEE PRODUCT →
HSJ10	10 A	-	-	-	0.12 lb	SEE PRODUCT →
HSJ100	100 A	-	-	-	0.25 lb	SEE PRODUCT →

NAVIGATION BAR: SERVICES & DOCUMENTS



For access to:

- EP Connect
- Compliance & Certifications
- Document Center
Use filter to locate brochures, etc.
- Emergency Assistance 24/7
Information during natural disasters
- News
- Product Selector Tools
Select-A-Fuse, R-Tools
- Arc Flash Info Center
- Knowledge Center
Training Modules, PowerPoints, PIQs



GLOBAL EXPERT
IN ELECTRICAL POWER
AND ADVANCED MATERIALS

EUROPE

FRANCE
MERSEN France SB S.A.S.
15 rue Jacques de Vaucanson
F-69720 Saint-Bonnet-de-Mure
+33 4 72 22 66 11

ASIA

CHINA
MERSEN Shanghai Co. Ltd.
No.55-A6. Shu Shan Road, Songjiang
201611 Shanghai
+8621 67602388

NORTH AMERICA

USA
MERSEN USA
Newburyport-MA L.L.C.
374 Merrimac Street
Newburyport, MA 01950
+1 978-462-6662



EP.MERSEN.COM