



**News 2021**

**Outdoor Lighting**

**FLOS**  
OUTDOOR




# FLOS

OUTDOOR

**Pointbreak**

6

- Pointbreak Bollard
- Pointbreak Balisage
- Pointbreak Wall
- Pointbreak Ceiling



**Mile**

62

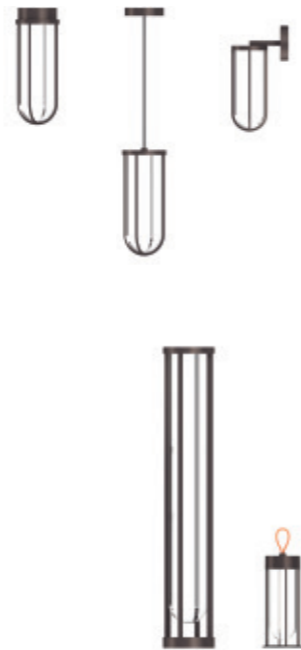
- Mile Wall
- Mile Bollard
- Mile Path
- Mile Ceiling
- Mile Recessed



**In Vitro**

40


- In Vitro Bollard
- In Vitro Wall
- In Vitro Ceiling
- In Vitro Suspended
- In Vitro Unplugged



**Captain Flint**

108

- Captain Flint Wall
- Captain Flint Floor



## Pointbreak

Designed by Piero Lissoni

« Tutte queste lampade condividono ciò che penso sia una caratteristica molto importante: il modo in cui controllano la luce sulle superfici è estremamente speciale e delicato. La presenza della luce è quasi impercettibile. Sono oggetti che creano luce, un po' come una candela. Quando si accende una candela, ha un certo effetto sensuale sull'ambiente circostante. Queste lampade svolgono lo stesso ruolo. »  
Piero Lissoni.

« All these lamps share what I think is a very important characteristic: the way they handle and move light across surfaces is extremely special and delicate. The presence of the light is almost imperceptible. They are objects that create light, a little like a candle. When you light a candle, it has a certain sensual effect on the surrounding environment. These lamps fulfil the same role »  
Piero Lissoni.



Pointbreak Bollard 2 - H 900



Pointbreak Balisage 2



Pointbreak Balisage 1



Pointbreak Bollard 1 H 600




Pointbreak Bollard 2 H 900



Pointbreak Ceiling 2







Pointbreak Wall



Pointbreak



L'esclusivo disegno brevettato del Gruppo ottico garantisce un'uniformità luminosa impeccabile abbinata ad un comfort visivo senza precedenti che elimina ogni forma di abbagliamento diretto.

The unique and patented design of the optical unit guarantees an impeccable, uniform lighting and unprecedented visual comfort, eliminating any type of direct glare.



Le versioni balisage permettono di impreziosire gli spazi esterni con un'illuminazione professionale capace di rivelare materiali e superfici attraverso un'esclusiva distribuzione radente che guida gli utenti attraverso lo spazio con un impatto minimo sul paesaggio.

The Balisage versions allow the embellishment of outdoor spaces with a professional lighting capable of revealing materials and surfaces through an exclusive flush distribution that guides users through the space with a minimal impact on the landscape.



L'assenza totale di spigoli vivi permette di giocare con la luce naturale e fondere il prodotto con l'architettura. Di notte il corpo dell'apparecchio rimane totalmente nascosto, così come la sorgente luminosa che è completamente schermata alla vista grazie al full cut-off di serie.

The total absence of sharp edges allows playing with natural light and blending the product with the architecture. At night, the body of the luminaire is completely hidden, as is the light source, which is completely protected from view thanks to the standard full cut-off.




La forma estremamente compatta e pratica da installare a soffitto permette di gestire gli spazi più complessi con un consumo energetico ridotto ed un'ampia scelta di distribuzioni luminose ideali per qualsiasi scenografia di luce.

Its extremely compact shape and practicality for ceiling installation allows an easy management of the most complex spaces with reduced energy consumption and great light distribution possibilities, ideal for any lighting creation.

## Famiglia / Family

Pointbreak Bollard 1



Pointbreak Balisage 1




Pointbreak Wall 1  
Mono / Double



Pointbreak Ceiling 1



Pointbreak Bollard 2



Pointbreak Balisage 2



Pointbreak Wall 2  
Mono / Double



Pointbreak Ceiling 2



## Colori / Colours

### Pointbreak



01 Bianco  
01 White



06 Grigio  
06 Grey



12 Forest Green  
12 Forest Green



18 Deep Brown  
18 Deep Brown



30 Nero  
30 Black



33 Antracite  
33 Anthracite

## Descrizione / Description

### Pointbreak Bollard

Collezione di bollard per esterno dal ricco contenuto di design con sorgente luminosa a LED, caratterizzati dall'ottica ad altissima performance.

L'esclusiva forma supercerchio è declinata in due dimensioni e tre altezze. Struttura corpo in alluminio estruso, testa dell'apparecchio in fusione di alluminio, diffusore in policarbonato trasparente trattato superficialmente con antigraffio e stabilizzato ai raggi UV. L'ottica integrata nella testa permette una emissione luminosa asimmetrica radiale direzionata verso il basso e combinata con il riflettore in alluminio verniciato in nero assoluto evitano le riflessioni indirette per rispettare le vigenti leggi in materia di inquinamento luminoso.

Disponibile in differenti finiture con rivestimento a doppio strato di polveri e sottoposte a trattamento di conversione chimica superficiale per una elevata resistenza alla corrosione.

Le versioni bollard possono essere installate facilmente a terra su qualsiasi pavimento con tasselli tramite base in tecnopolimero ad altissima resistenza ed esente da fenomeno di corrosione ed elemento di fissaggio che ne permette la regolazione fine, oppure utilizzando l'accessorio dedicato piastra di ancoraggio per rendere la base del prodotto totalmente solidale con la pavimentazione. Le viterie di fissaggio del paletto sono in acciaio inox AISI 316L brunite per le finiture scure.

### Pointbreak Balisage

Collezione di apparecchi semincasso balisage per esterno dal ricco contenuto di design con sorgente luminosa a LED, caratterizzati dall'ottica ad altissima performance. L'esclusiva forma del supercerchio è declinata in due dimensioni e due altezze. Struttura corpo in alluminio estruso, testa dell'apparecchio in fusione di alluminio, diffusore in policarbonato trasparente trattato superficialmente con antigraffio e stabilizzato ai raggi UV. L'ottica integrata nella testa permette una emissione luminosa asimmetrica radiale direzionata verso il basso e combinata con il riflettore in alluminio verniciato in nero assoluto evitano le riflessioni indirette per rispettare le vigenti leggi in materia di inquinamento luminoso.

Disponibile in differenti finiture con rivestimento a doppio strato di polveri e sottoposte a trattamento di conversione chimica superficiale per una elevata resistenza alla corrosione.

Trattamento brevettato ACT (anti corrosion treatment) per la parte incassata nel terreno.

Le versioni balisage possono essere installate facilmente nel terreno mediante l'utilizzo di apposita cassaforma obbligatoria, da ordinare separatamente.

### Pointbreak Wall

Collezione di apparecchi a parete per esterno dal ricco contenuto di design con sorgente luminosa a LED, caratterizzati dall'ottica ad altissima performance.

L'esclusiva forma del supercerchio è declinata in due dimensioni, ad emissione monodirezionale o bidirezionale. Struttura in fusione di alluminio con vetro trasparente di chiusura. L'ottica integrata, arretrata nella parte inferiore, utilizza lenti brevettate ed è protetta da una schermatura in nero assoluto, per ottimizzare il confort visivo e contemporaneamente mantenere una elevata performance.

Disponibile in differenti finiture con rivestimento a doppio strato di polveri e sottoposte a trattamento di conversione chimica superficiale per una elevata resistenza alla corrosione.

L'installazione viene effettuata tramite staffa in PBT (Poli-butilene tereftalato) ad altissima resistenza ed esente da fenomeno di corrosione. Doppio pressacavo installato direttamente sul corpo dell'apparecchio per consentire il cablaggio entra-esce.

### Pointbreak Ceiling

Collezione di apparecchi a soffitto per esterno dal ricco contenuto di design con sorgente luminosa a LED, caratterizzati dall'ottica ad altissima performance.

L'esclusiva forma del supercerchio è declinata in due dimensioni. Struttura in fusione di alluminio, con vetro trasparente di chiusura. L'ottica integrata, arretrata nella parte inferiore, utilizza lenti brevettate ed è protetta da una schermatura in nero assoluto, per ottimizzare il confort visivo e contemporaneamente mantenere una elevata performance.

Disponibile in differenti finiture con rivestimento a doppio strato di polveri e sottoposte a trattamento di conversione chimica superficiale per una elevata resistenza alla corrosione.

L'installazione viene effettuata tramite elemento di fissaggio che ne permette la regolazione fine. Doppio pressacavo installato direttamente sul corpo dell'apparecchio per consentire il cablaggio entra-esce.

#### Pointbreak Bollard

Collection of outdoor bollards with an exclusive design and LED light source, characterized by high-performance optics.

The unique squircle shape is available in two sizes and three heights. The body structure comes in extruded aluminum, the head of the luminaire in cast aluminum, and the diffuser is made of transparent, UV-stabilized polycarbonate with scratch-resistant surface treatment. The optics integrated in the head allows an asymmetric, downward radial light emission that, combined with an aluminum reflector painted in absolute black, avoids indirect reflections in compliance with current light pollution laws. Available in different finishes with a double layer of powder coating and chemical conversion surface treatment to ensure high resistance against corrosion.

Bollard versions may be easily installed on any flooring on the ground with anchors by using the high-resistance, corrosion-free technopolymer base and a fixing element, allowing a fine adjustment; or by using the specific accessory anchoring plate for a flawless integration of the base of the product with the ground. The anchoring hardware is made of AISI 316L burnished for dark finishes.

#### Pointbreak Balisage

Collection of partially-recessed outdoor luminaires with an exclusive design and LED light source, characterized by high-performance optics.

The unique squircle shape is available in two sizes and three heights. The body structure comes in extruded aluminum, the head of the luminaire in cast aluminum, and the diffuser is made of transparent, UV-stabilized polycarbonate with scratch-resistant surface treatment. The optics integrated in the head allows an asymmetric, downward radial light emission that, combined with an aluminum reflector painted in absolute black, avoids indirect reflections in compliance with current light pollution laws. Available in different finishes with a double layer of powder coating and chemical conversion surface treatment to ensure high resistance against corrosion.

Patented anticorrosive treatment (ACT) for the part fitted into the ground.

Balisage versions are easily installed on the ground with a mandatory special box for installation, to be ordered separately.

#### Pointbreak Wall

Collection of outdoor wall luminaires with an exclusive design and LED light source, characterized by high-performance optics.

The unique squircle shape is available in two sizes, with uni- or bi-directional emission. Cast aluminum structure with transparent closing glass. The integrated optics, located at the bottom, uses patented lenses and is protected by an absolute black screening to optimize visual comfort while maintaining high performance.

Available in different finishes with a double layer of powder coating and chemical conversion surface treatment to ensure high resistance against corrosion.

The installation is made using a highly resistant and corrosion-free PBT (polybutylenterephthalate) bracket. Double cable gland installed directly in the body of the luminaire for inlet and outlet connection.


#### Pointbreak Ceiling

Collection of outdoor ceiling luminaires with an exclusive design and LED light source, characterized by high-performance optics.

The unique squircle shape is available in two sizes. Cast aluminum structure with transparent closing glass. The integrated optics, located at the bottom, uses patented lenses and is protected by an absolute black screening to optimize visual comfort while maintaining high performance.

Available in different finishes with a double layer of powder coating and chemical conversion surface treatment to ensure high resistance against corrosion.

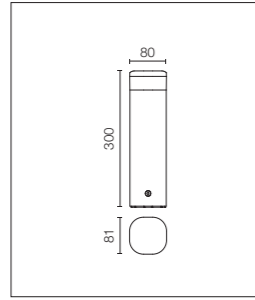
Installation is made with a fixing component that allows a fine adjustment. Double cable gland installed directly in the body of the luminaire for inlet and outlet connection.



Pointbreak Bollard 2 H 900

## Pointbreak Bollard 1 - 300

Mid - Power LED: 5,6W - 576 lm  $\neq$  FIXT 274 lm - 2700K/CRI>80 - 220-240V / 5,6W - 600 lm  $\neq$  FIXT 285 lm - 3000K/CRI>80 - 220-240V / 5,6W - 625 lm  $\neq$  FIXT 307 lm - 4000K/CRI>80 - 220-240V

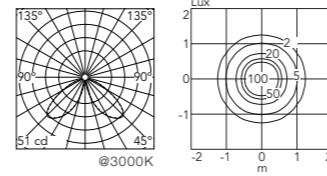


Sorgente luminosa a LED inclusa. Alimentazione elettrica 220-240V ON/OFF e dimmerabile 1-10V o DALI integrata. Dotato di uno spezzone di cavo uscente in neoprene e un sistema di giunzione IP68 H2O Stop anti-condensa a 2 vie. L'apparecchio è installabile su qualsiasi pavimento per mezzo di tasselli. Piastra di ancoraggio per l'installazione su pavimentazione da gettare con plinto di cemento da ordinare separatamente.

Versione 110V a richiesta.

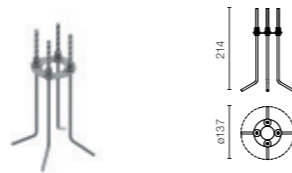
LED light source included. Integrated 220-240V ON/OFF and 1-10V/DALI dimmable electrical power. Equipped with a neoprene outlet cable and 2-way anti-condensation IP68 H2O Stop gasket. The luminaire may be easily installed on any type of floor with anchors. The anchoring plate for installation on flooring to be concreted must be ordered separately.

110V version upon request.



Piastra tirafondi / Base plate with bolt.

F023Z050000



### 2700K

Non Dimmable

- F023E2AA001
- F023E2AA006
- F023E2AA012
- F023E2AA018
- F023E2AA030
- F023E2AA033

1-10V

- F023E2AB001
- F023E2AB006
- F023E2AB012
- F023E2AB018
- F023E2AB030
- F023E2AB033

Dali

- F023E2AD001
- F023E2AD006
- F023E2AD012
- F023E2AD018
- F023E2AD030
- F023E2AD033

### 3000K

Non Dimmable

- F023E3AA001
- F023E3AA006
- F023E3AA012
- F023E3AA018
- F023E3AA030
- F023E3AA033

1-10V

- F023E3AB001
- F023E3AB006
- F023E3AB012
- F023E3AB018
- F023E3AB030
- F023E3AB033

Dali

- F023E3AD001
- F023E3AD006
- F023E3AD012
- F023E3AD018
- F023E3AD030
- F023E3AD033

### 4000K

Non Dimmable

- F023E4AA001
- F023E4AA006
- F023E4AA012
- F023E4AA018
- F023E4AA030
- F023E4AA033

1-10V

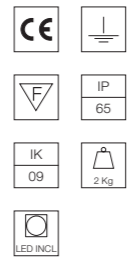
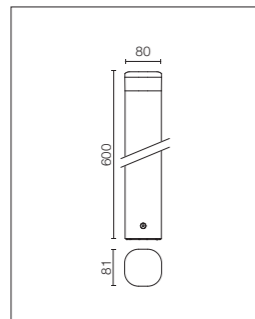
- F023E4AB001
- F023E4AB006
- F023E4AB012
- F023E4AB018
- F023E4AB030
- F023E4AB033

Dali

- F023E4AD001
- F023E4AD006
- F023E4AD012
- F023E4AD018
- F023E4AD030
- F023E4AD033

## Pointbreak Bollard 1 - 600

Mid - Power LED: 5,6W - 576 lm  $\neq$  FIXT 274 lm - 2700K/CRI>80 - 220-240V / 5,6W - 600 lm  $\neq$  FIXT 285 lm - 3000K/CRI>80 - 220-240V / 5,6W - 625 lm  $\neq$  FIXT 307 lm - 4000K/CRI>80 - 220-240V

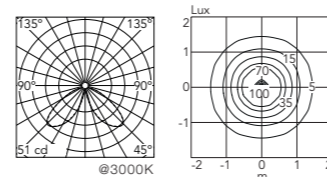


Sorgente luminosa a LED inclusa. Alimentazione elettrica 220-240V ON/OFF e dimmerabile 1-10V o DALI integrata. Dotato di uno spezzone di cavo uscente in neoprene e un sistema di giunzione IP68 H2O Stop anti-condensa a 2 vie. L'apparecchio è installabile su qualsiasi pavimento per mezzo di tasselli. Piastra di ancoraggio per l'installazione su pavimentazione da gettare con plinto di cemento da ordinare separatamente.

Versione 110V a richiesta.

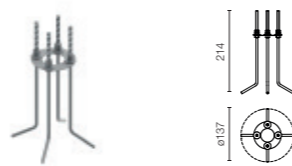
LED light source included. Integrated 220-240V ON/OFF and 1-10V/DALI dimmable electrical power. Equipped with a neoprene outlet cable and 2-way anti-condensation IP68 H2O Stop gasket. The luminaire may be easily installed on any type of floor with anchors. The anchoring plate for installation on flooring to be concreted must be ordered separately.

110V version upon request.



Piastra tirafondi / Base plate with bolt.

F023Z050000



### 2700K

Non Dimmable

- F023E2BA001
- F023E2BA006
- F023E2BA012
- F023E2BA018
- F023E2BA030
- F023E2BA033

1-10V

- F023E2BB001
- F023E2BB006
- F023E2BB012
- F023E2BB018
- F023E2BB030
- F023E2BB033

Dali

- F023E2BD001
- F023E2BD006
- F023E2BD012
- F023E2BD018
- F023E2BD030
- F023E2BD033

### 3000K

Non Dimmable

- F023E3BA001
- F023E3BA006
- F023E3BA012
- F023E3BA018
- F023E3BA030
- F023E3BA033

1-10V

- F023E3BB001
- F023E3BB006
- F023E3BB012
- F023E3BB018
- F023E3BB030
- F023E3BB033

Dali

- F023E3BD001
- F023E3BD006
- F023E3BD012
- F023E3BD018
- F023E3BD030
- F023E3BD033

### 4000K

Non Dimmable

- F023E4BA001
- F023E4BA006
- F023E4BA012
- F023E4BA018
- F023E4BA030
- F023E4BA033

1-10V

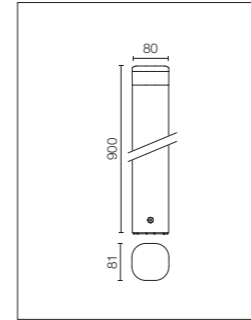
- F023E4BB001
- F023E4BB006
- F023E4BB012
- F023E4BB018
- F023E4BB030
- F023E4BB033

Dali

- F023E4BD001
- F023E4BD006
- F023E4BD012
- F023E4BD018
- F023E4BD030
- F023E4BD033

## Pointbreak Bollard 1 - 900

Mid - Power LED: 5,6W - 576 lm  $\neq$  FIXT 274 lm - 2700K/CRI>80 - 220-240V / 5,6W - 600 lm  $\neq$  FIXT 285 lm - 3000K/CRI>80 - 220-240V / 5,6W - 625 lm  $\neq$  FIXT 307 lm - 4000K/CRI>80 - 220-240V



Sorgente luminosa a LED inclusa. Alimentazione elettrica 220-240V ON/OFF e dimmerabile 1-10V o DALI integrata. Dotato di uno spezzone di cavo uscente in neoprene e un sistema di giunzione IP68 H2O Stop anti-condensa a 2 vie. L'apparecchio è installabile su qualsiasi pavimento per mezzo di tasselli. Piastra di ancoraggio per l'installazione su pavimentazione da gettare con plinto di cemento da ordinare separatamente.

Versione 110V a richiesta.

LED light source included. Integrated 220-240V ON/OFF and 1-10V/DALI dimmable electrical power. Equipped with a neoprene outlet cable and 2-way anti-condensation IP68 H2O Stop gasket. The luminaire may be easily installed on any type of floor with anchors. The anchoring plate for installation on flooring to be concreted must be ordered separately.

110V version upon request.

### 2700K

Non Dimmable

- F023E2CA001
- F023E2CA006
- F023E2CA012
- F023E2CA018
- F023E2CA030
- F023E2CA033

1-10V

- F023E2CB001
- F023E2CB006
- F023E2CB012
- F023E2CB018
- F023E2CB030
- F023E2CB033

Dali

- F023E2CD001
- F023E2CD006
- F023E2CD012
- F023E2CD018
- F023E2CD030
- F023E2CD033

### 3000K

Non Dimmable

- F023E3CA001
- F023E3CA006
- F023E3CA012
- F023E3CA018
- F023E3CA030
- F023E3CA033

1-10V

- F023E3CB001
- F023E3CB006
- F023E3CB012
- F023E3CB018
- F023E3CB030
- F023E3CB033

Dali

- F023E3CD001
- F023E3CD006
- F023E3CD012
- F023E3CD018
- F023E3CD030
- F023E3CD033

### 4000K

Non Dimmable

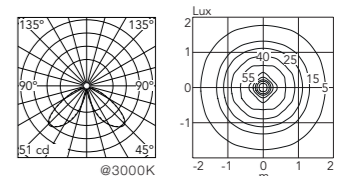
- F023E4CA001
- F023E4CA006
- F023E4CA012
- F023E4CA018
- F023E4CA030
- F023E4CA033

1-10V

- F023E4CB001
- F023E4CB006
- F023E4CB012
- F023E4CB018
- F023E4CB030
- F023E4CB033

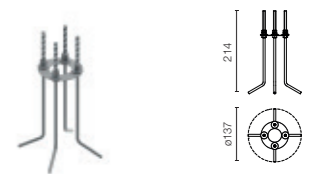
Dali

- F023E4CD001
- F023E4CD006
- F023E4CD012
- F023E4CD018
- F023E4CD030
- F023E4CD033



Piastra tirafondi / Base plate with bolt.

F023Z050000



## Pointbreak Mono Emission 180°



Pointbreak Bollard è anche disponibile in versione mono emissione (180°) grazie ad uno speciale otturatore sagomato integrato nel gruppo ottico stagno.

Su richiesta l'emissione può essere modificata per ottenere un'apertura di 90° o 270°.

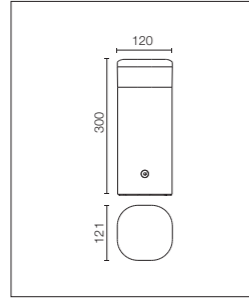
Pointbreak Bollard is also available as a single-emission version (180°) thanks to a special shaped shutter integrated in the watertight optical unit.

On request, the beam can be modified to 90° or 270°.



## Pointbreak Bollard 2 - 300

Mid - Power LED: 12,5W - 1374 lm ≠ FIXT 600 lm - 2700K/CRI>80 - 220-240V / 12,5W - 1429 lm ≠ FIXT 624 lm - 3000K/CRI>80 - 220-240V / 12,5W - 1538 lm ≠ FIXT 672 lm - 4000/CRI>80 - 220-240V



Sorgente luminosa a LED inclusa. Alimentazione elettrica 220-240V ON/OFF e dimmerabile 1-10V o DALI integrata. Dotato di uno spezzone di cavo uscente in neoprene e un sistema di giunzione IP68 H2O Stop anti-condensa a 2 vie. L'apparecchio è installabile su qualsiasi pavimento per mezzo di tasselli. Piastra di ancoraggio per l'installazione su pavimentazione da gettare con plinto di cemento da ordinare separatamente.

LED light source included. Integrated 220-240V ON/OFF and 1-10V/DALI dimmable electrical power. Equipped with a neoprene outlet cable and 2-way anti-condensation IP68 H2O Stop gasket. The luminaire may be easily installed on any type of floor with anchors. The anchoring plate for installation on flooring to be concreted must be ordered separately.

Versione 110V a richiesta.

110V version upon request.

### 2700K

Non Dimmable

- F023F2AA001
- F023F2AA006
- F023F2AA012
- F023F2AA018
- F023F2AA030
- F023F2AA033

- F023F2AB001
- F023F2AB006
- F023F2AB012
- F023F2AB018
- F023F2AB030
- F023F2AB033

- F023F2AD001
- F023F2AD006
- F023F2AD012
- F023F2AD018
- F023F2AD030
- F023F2AD033

### 3000K

Non Dimmable

- F023F3AA001
- F023F3AA006
- F023F3AA012
- F023F3AA018
- F023F3AA030
- F023F3AA033

- F023F3AB001
- F023F3AB006
- F023F3AB012
- F023F3AB018
- F023F3AB030
- F023F3AB033

- F023F3AD001
- F023F3AD006
- F023F3AD012
- F023F3AD018
- F023F3AD030
- F023F3AD033

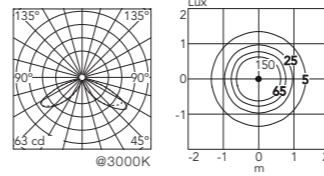
### 4000K

Non Dimmable

- F023F4AA001
- F023F4AA006
- F023F4AA012
- F023F4AA018
- F023F4AA030
- F023F4AA033

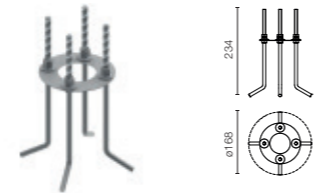
- F023F4AB001
- F023F4AB006
- F023F4AB012
- F023F4AB018
- F023F4AB030
- F023F4AB033

- F023F4AD001
- F023F4AD006
- F023F4AD012
- F023F4AD018
- F023F4AD030
- F023F4AD033



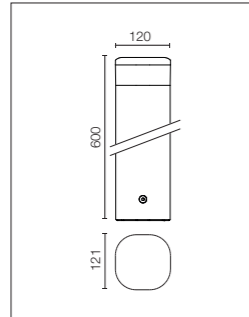
Piastra tirafondi / Base plate with bolt.

F023Z060000



## Pointbreak Bollard 2 - 600

Mid - Power LED: 12,5W - 1374 lm ≠ FIXT 600 lm - 2700K/CRI>80 - 220-240V / 12,5W - 1429 lm ≠ FIXT 624 lm - 3000K/CRI>80 - 220-240V / 12,5W - 1538 lm ≠ FIXT 672 lm - 4000/CRI>80 - 220-240V



Sorgente luminosa a LED inclusa. Alimentazione elettrica 220-240V ON/OFF e dimmerabile 1-10V o DALI integrata. Dotato di uno spezzone di cavo uscente in neoprene e un sistema di giunzione IP68 H2O Stop anti-condensa a 2 vie. L'apparecchio è installabile su qualsiasi pavimento per mezzo di tasselli. Piastra di ancoraggio per l'installazione su pavimentazione da gettare con plinto di cemento da ordinare separatamente.

LED light source included. Integrated 220-240V ON/OFF and 1-10V/DALI dimmable electrical power. Equipped with a neoprene outlet cable and 2-way anti-condensation IP68 H2O Stop gasket. The luminaire may be easily installed on any type of floor with anchors. The anchoring plate for installation on flooring to be concreted must be ordered separately.

Versione 110V a richiesta.

110V version upon request.

### 2700K

Non Dimmable

- F023F2BA001
- F023F2BA006
- F023F2BA012
- F023F2BA018
- F023F2BA030
- F023F2BA033

- F023F2BB001
- F023F2BB006
- F023F2BB012
- F023F2BB018
- F023F2BB030
- F023F2BB033

- F023F2BD001
- F023F2BD006
- F023F2BD012
- F023F2BD018
- F023F2BD030
- F023F2BD033

### 3000K

Non Dimmable

- F023F3BA001
- F023F3BA006
- F023F3BA012
- F023F3BA018
- F023F3BA030
- F023F3BA033

- F023F3BB001
- F023F3BB006
- F023F3BB012
- F023F3BB018
- F023F3BB030
- F023F3BB033

- F023F3BD001
- F023F3BD006
- F023F3BD012
- F023F3BD018
- F023F3BD030
- F023F3BD033

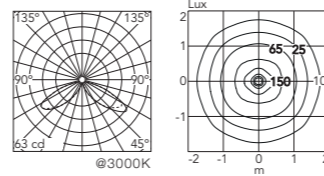
### 4000K

Non Dimmable

- F023F4BA001
- F023F4BA006
- F023F4BA012
- F023F4BA018
- F023F4BA030
- F023F4BA033

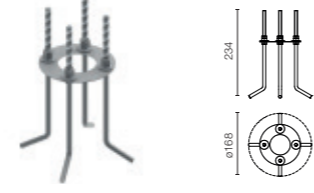
- F023F4BB001
- F023F4BB006
- F023F4BB012
- F023F4BB018
- F023F4BB030
- F023F4BB033

- F023F4BD001
- F023F4BD006
- F023F4BD012
- F023F4BD018
- F023F4BD030
- F023F4BD033



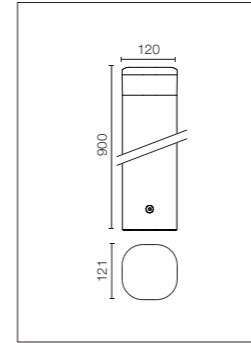
Piastra tirafondi / Base plate with bolt.

F023Z060000



## Pointbreak Bollard 2 - 900

Mid - Power LED: 12,5W - 1374 lm ≠ FIXT 600 lm - 2700K/CRI>80 - 220-240V / 12,5W - 1429 lm ≠ FIXT 624 lm - 3000K/CRI>80 - 220-240V / 12,5W - 1538 lm ≠ FIXT 672 lm - 4000/CRI>80 - 220-240V



Sorgente luminosa a LED inclusa. Alimentazione elettrica 220-240V ON/OFF e dimmerabile 1-10V o DALI integrata. Dotato di uno spezzone di cavo uscente in neoprene e un sistema di giunzione IP68 H2O Stop anti-condensa a 2 vie. L'apparecchio è installabile su qualsiasi pavimento per mezzo di tasselli. Piastra di ancoraggio per l'installazione su pavimentazione da gettare con plinto di cemento da ordinare separatamente.

LED light source included. Integrated 220-240V ON/OFF and 1-10V/DALI dimmable electrical power. Equipped with a neoprene outlet cable and 2-way anti-condensation IP68 H2O Stop gasket. The luminaire may be easily installed on any type of floor with anchors. The anchoring plate for installation on flooring to be concreted must be ordered separately.

Versione 110V a richiesta.

110V version upon request.

### 2700K

Non Dimmable

- F023F2CA001
- F023F2CA006
- F023F2CA012
- F023F2CA018
- F023F2CA030
- F023F2CA033

- F023F2CB001
- F023F2CB006
- F023F2CB012
- F023F2CB018
- F023F2CB030
- F023F2CB033

- F023F2CD001
- F023F2CD006
- F023F2CD012
- F023F2CD018
- F023F2CD030
- F023F2CD033

### 3000K

Non Dimmable

- F023F3CA001
- F023F3CA006
- F023F3CA012
- F023F3CA018
- F023F3CA030
- F023F3CA033

- F023F3CB001
- F023F3CB006
- F023F3CB012
- F023F3CB018
- F023F3CB030
- F023F3CB033

- F023F3CD001
- F023F3CD006
- F023F3CD012
- F023F3CD018
- F023F3CD030
- F023F3CD033

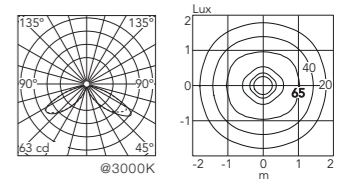
### 4000K

Non Dimmable

- F023F4CA001
- F023F4CA006
- F023F4CA012
- F023F4CA018
- F023F4CA030
- F023F4CA033

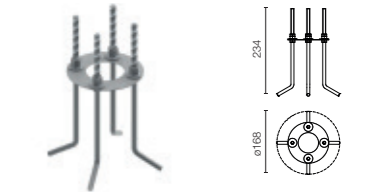
- F023F4CB001
- F023F4CB006
- F023F4CB012
- F023F4CB018
- F023F4CB030
- F023F4CB033

- F023F4CD001
- F023F4CD006
- F023F4CD012
- F023F4CD018
- F023F4CD030
- F023F4CD033



Piastra tirafondi / Base plate with bolt.

F023Z060000



## Pointbreak Mono Emission 180°



Pointbreak Bollard è anche disponibile in versione mono emissione (180°) grazie ad uno speciale otturatore sagomato integrato nel gruppo ottico stagno.

Su richiesta l'emissione può essere modificata per ottenere un'apertura di 90° o 270°.

Pointbreak Bollard is also available as a single-emission version (180°) thanks to a special shaped shutter integrated in the watertight optical unit.

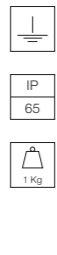
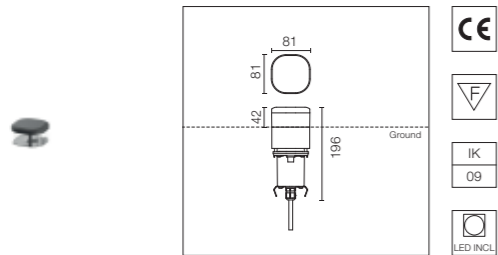
On request, the beam can be modified to 90° or 270°.



\* Dati tecnici e fotometrie preliminari. / Preliminary technical specs and photometries.

## Pointbreak Balisage 1 - 40

Mid - Power LED: 5,6W - 576 lm ≠ FIXT 274 lm - 2700K/CRI>80 - 220-240V / 5,6W - 600 lm ≠ FIXT 285 lm - 3000K/CRI>80 - 220-240V / 5,6W - 625 lm ≠ FIXT 307 lm - 4000K/CRI>80 - 220-240V



Sorgente luminosa a LED inclusa. Alimentazione elettrica 220-240V ON/OFF e dimmerabile 1-10V o DALI integrata. Dotato di uno spezzone di cavo uscente in neoprene e un sistema di giunzione IP68 H2O Stop anti-condensa a 2 vie. L'apparecchio è installabile con cassaforma obbligatoria da ordinare separatamente.

LED light source included. Integrated 220-240V ON/OFF and 1-10V/DALI dimmable electrical power. Equipped with a neoprene outlet cable and 2-way anti-condensation IP68 H2O Stop gasket. Luminaire must be installed with mandatory box for installation, ordered separately.

110V version upon request.

Versione 110V a richiesta.

### 2700K

Non Dimmable

- F023B2AA001
- F023B2AA006
- F023B2AA012
- F023B2AA018
- F023B2AA030
- F023B2AA033
- 1-10V
- F023B2AB001
- F023B2AB006
- F023B2AB012
- F023B2AB018
- F023B2AB030
- F023B2AB033
- Dali
- F023B2AD001
- F023B2AD006
- F023B2AD012
- F023B2AD018
- F023B2AD030
- F023B2AD033

### 3000K

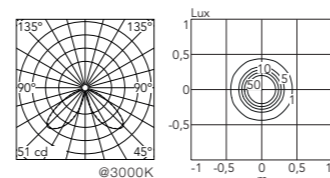
Non Dimmable

- F023B3AA001
- F023B3AA006
- F023B3AA012
- F023B3AA018
- F023B3AA030
- F023B3AA033
- 1-10V
- F023B3AB001
- F023B3AB006
- F023B3AB012
- F023B3AB018
- F023B3AB030
- F023B3AB033
- Dali
- F023B3AD001
- F023B3AD006
- F023B3AD012
- F023B3AD018
- F023B3AD030
- F023B3AD033

### 4000K

Non Dimmable

- F023B4AA001
- F023B4AA006
- F023B4AA012
- F023B4AA018
- F023B4AA030
- F023B4AA033
- 1-10V
- F023B4AB001
- F023B4AB006
- F023B4AB012
- F023B4AB018
- F023B4AB030
- F023B4AB033
- Dali
- F023B4AD001
- F023B4AD006
- F023B4AD012
- F023B4AD018
- F023B4AD030
- F023B4AD033



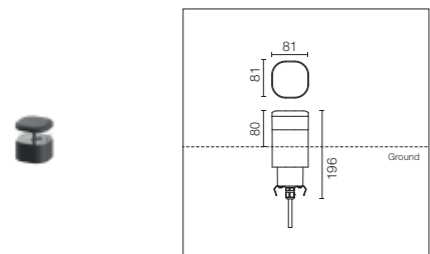
Cassaforma per l'installazione a terra / Box for ground installation.

F023Z020000



## Pointbreak Balisage 1 - 80

Mid - Power LED: 5,6W - 576 lm ≠ FIXT 274 lm - 2700K/CRI>80 - 220-240V / 5,6W - 600 lm ≠ FIXT 285 lm - 3000K/CRI>80 - 220-240V / 5,6W - 625 lm ≠ FIXT 307 lm - 4000K/CRI>80 - 220-240V



Sorgente luminosa a LED inclusa. Alimentazione elettrica 220-240V ON/OFF e dimmerabile 1-10V o DALI integrata. Dotato di uno spezzone di cavo uscente in neoprene e un sistema di giunzione IP68 H2O Stop anti-condensa a 2 vie. L'apparecchio è installabile con cassaforma obbligatoria da ordinare separatamente.

LED light source included. Integrated 220-240V ON/OFF and 1-10V/DALI dimmable electrical power. Equipped with a neoprene outlet cable and 2-way anti-condensation IP68 H2O Stop gasket. Luminaire must be installed with mandatory box for installation, ordered separately.

110V version upon request.

Versione 110V a richiesta.

### 2700K

Non Dimmable

- F023B2BA001
- F023B2BA006
- F023B2BA012
- F023B2BA018
- F023B2BA030
- F023B2BA033
- 1-10V
- F023B2BB001
- F023B2BB006
- F023B2BB012
- F023B2BB018
- F023B2BB030
- F023B2BB033
- Dali
- F023B2BD001
- F023B2BD006
- F023B2BD012
- F023B2BD018
- F023B2BD030
- F023B2BD033

### 3000K

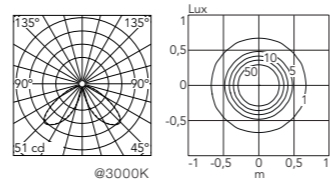
Non Dimmable

- F023B3BA001
- F023B3BA006
- F023B3BA012
- F023B3BA018
- F023B3BA030
- F023B3BA033
- 1-10V
- F023B3BB001
- F023B3BB006
- F023B3BB012
- F023B3BB018
- F023B3BB030
- F023B3BB033
- Dali
- F023B3BD001
- F023B3BD006
- F023B3BD012
- F023B3BD018
- F023B3BD030
- F023B3BD033

### 4000K

Non Dimmable

- F023B4BA001
- F023B4BA006
- F023B4BA012
- F023B4BA018
- F023B4BA030
- F023B4BA033
- 1-10V
- F023B4BB001
- F023B4BB006
- F023B4BB012
- F023B4BB018
- F023B4BB030
- F023B4BB033
- Dali
- F023B4BD001
- F023B4BD006
- F023B4BD012
- F023B4BD018
- F023B4BD030
- F023B4BD033



Cassaforma per l'installazione a terra / Box for ground installation.

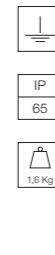
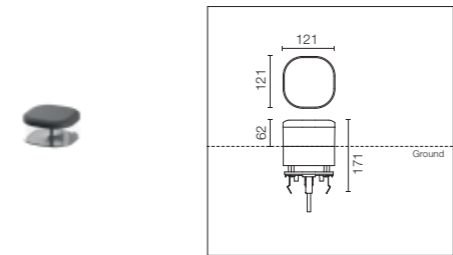
F023Z020000



\* Dati tecnici e fotometrie preliminari. / Preliminary technical specs and photometries.

## Pointbreak Balisage 2 - 60

Mid - Power LED: 12,5W - 1374 lm ≠ FIXT 600 lm - 2700K/CRI>80 - 220-240V / 12,5W - 1429 lm ≠ FIXT 624 lm - 3000K/CRI>80 - 220-240V / 12,5W - 1538 lm ≠ FIXT 672 lm - 4000K/CRI>80 - 220-240V



Sorgente luminosa a LED inclusa. Alimentazione elettrica 220-240V ON/OFF e dimmerabile 1-10V o DALI integrata. Dotato di uno spezzone di cavo uscente in neoprene e un sistema di giunzione IP68 H2O Stop anti-condensa a 2 vie. L'apparecchio è installabile con cassaforma obbligatoria da ordinare separatamente.

LED light source included. Integrated 220-240V ON/OFF and 1-10V/DALI dimmable electrical power. Equipped with a neoprene outlet cable and 2-way anti-condensation IP68 H2O Stop gasket.

Luminaire must be installed with mandatory box for installation, ordered separately.

110V version upon request.

Versione 110V a richiesta.

### 2700K

Non Dimmable

- F023C2CA001
- F023C2CA006
- F023C2CA012
- F023C2CA018
- F023C2CA030
- F023C2CA033
- 1-10V
- F023C2CB001
- F023C2CB006
- F023C2CB012
- F023C2CB018
- F023C2CB030
- F023C2CB033
- Dali
- F023C2CD001
- F023C2CD006
- F023C2CD012
- F023C2CD018
- F023C2CD030
- F023C2CD033

### 3000K

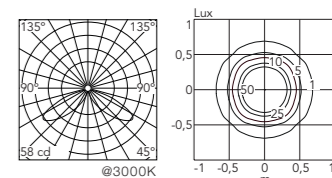
Non Dimmable

- F023C3CA001
- F023C3CA006
- F023C3CA012
- F023C3CA018
- F023C3CA030
- F023C3CA033
- 1-10V
- F023C3CB001
- F023C3CB006
- F023C3CB012
- F023C3CB018
- F023C3CB030
- F023C3CB033
- Dali
- F023C3CD001
- F023C3CD006
- F023C3CD012
- F023C3CD018
- F023C3CD030
- F023C3CD033

### 4000K

Non Dimmable

- F023C4CA001
- F023C4CA006
- F023C4CA012
- F023C4CA018
- F023C4CA030
- F023C4CA033
- 1-10V
- F023C4CB001
- F023C4CB006
- F023C4CB012
- F023C4CB018
- F023C4CB030
- F023C4CB033
- Dali
- F023C4CD001
- F023C4CD006
- F023C4CD012
- F023C4CD018
- F023C4CD030
- F023C4CD033



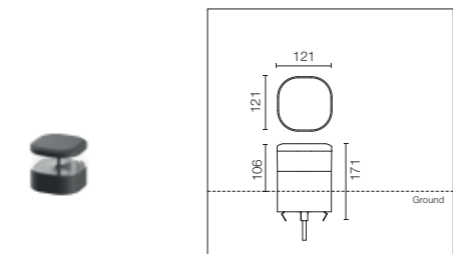
Cassaforma per l'installazione a terra / Box for ground installation.

F023Z030000



## Pointbreak Balisage 2 - 105

Mid - Power LED: 12,5W - 1374 lm ≠ FIXT 600 lm - 2700K/CRI>80 - 220-240V / 12,5W - 1429 lm ≠ FIXT 624 lm - 3000K/CRI>80 - 220-240V / 12,5W - 1538 lm ≠ FIXT 672 lm - 4000K/CRI>80 - 220-240V



Sorgente luminosa a LED inclusa. Alimentazione elettrica 220-240V ON/OFF e dimmerabile 1-10V o DALI integrata. Dotato di uno spezzone di cavo uscente in neoprene e un sistema di giunzione IP68 H2O Stop anti-condensa a 2 vie. L'apparecchio è installabile con cassaforma obbligatoria da ordinare separatamente.

LED light source included. Integrated 220-240V ON/OFF and 1-10V/DALI dimmable electrical power. Equipped with a neoprene outlet cable and 2-way anti-condensation IP68 H2O Stop gasket.

Luminaire must be installed with mandatory box for installation, ordered separately.

110V version upon request.

Versione 110V a richiesta.

### 2700K

Non Dimmable

- F023C2DA001
- F023C2DA006
- F023C2DA012
- F023C2DA018
- F023C2DA030
- F023C2DA033
- 1-10V
- F023C2DB001
- F023C2DB006
- F023C2DB012
- F023C2DB018
- F023C2DB030
- F023C2DB033
- Dali
- F023C2DD001
- F023C2DD006
- F023C2DD012
- F023C2DD018
- F023C2DD030
- F023C2DD033

### 3000K

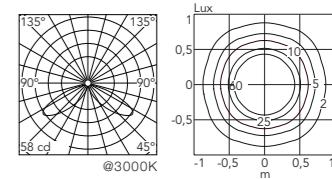
Non Dimmable

- F023C3DA001
- F023C3DA006
- F023C3DA012
- F023C3DA018
- F023C3DA030
- F023C3DA033
- 1-10V
- F023C3DB001
- F023C3DB006
- F023C3DB012
- F023C3DB018
- F023C3DB030
- F023C3DB033
- Dali
- F023C3DD001
- F023C3DD006
- F023C3DD012
- F023C3DD018
- F023C3DD030
- F023C3DD033

### 4000K

Non Dimmable

- F023C4DA001
- F023C4DA006
- F023C4DA012
- F023C4DA018
- F023C4DA030
- F023C4DA033
- 1-10V
- F023C4DB001
- F023C4DB006
- F023C4DB012
- F023C4DB018
- F023C4DB030
- F023C4DB033
- Dali
- F023C4DD001
- F023C4DD006
- F023C4DD012
- F023C4DD018
- F023C4DD030
- F023C4DD033



Cassaforma per l'installazione a terra / Box for ground installation.

F023Z040000



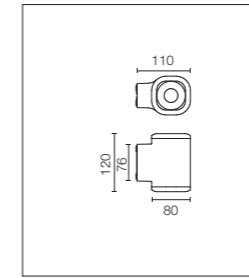
\* Dati tecnici e fotometrie preliminari. / Preliminary technical specs and photometries.



Pointbreak Bollard 2 H 900

## Pointbreak Wall 1 Mono

**Power LED:** 6,5W - 574 lm ≠ FIXT 439 lm - 2700K/CRI>80 - 220-240V / 6,5W - 617 lm ≠ FIXT 472 lm - 3000K/CRI>80 - 220-240V / 6,5W - 649 lm ≠ FIXT 488 lm - 4000/CRI>80 - 220-240V



Sorgente luminosa a LED inclusa.  
Alimentazione elettrica 220-240V  
ON/OFF integrata. Dotato di doppio  
passacavo per collegamento entra-  
esci.

LED light source included. Integrated  
220-240V ON/OFF electrical power.  
Equipped with double cable gland for  
inlet and outlet connection.

Versione 110V a richiesta.

110V version upon request.

### Optic Spot 2700K

Non Dimmable

- F023H21A001
- F023H21A006
- F023H21A012
- F023H21A018
- F023H21A030
- F023H21A033

### 3000K

Non Dimmable

- F023H31A001
- F023H31A006
- F023H31A012
- F023H31A018
- F023H31A030
- F023H31A033

### 4000K

Non Dimmable

- F023H41A001
- F023H41A006
- F023H41A012
- F023H41A018
- F023H41A030
- F023H41A033

### Optic Medium 2700K

Non Dimmable

- F023H22A001
- F023H22A006
- F023H22A012
- F023H22A018
- F023H22A030
- F023H22A033

### 3000K

Non Dimmable

- F023H32A001
- F023H32A006
- F023H32A012
- F023H32A018
- F023H32A030
- F023H32A033

### 4000K

Non Dimmable

- F023H42A001
- F023H42A006
- F023H42A012
- F023H42A018
- F023H42A030
- F023H42A033

### Optic Flood 2700K

Non Dimmable

- F023H23A001
- F023H23A006
- F023H23A012
- F023H23A018
- F023H23A030
- F023H23A033

### 3000K

Non Dimmable

- F023H33A001
- F023H33A006
- F023H33A012
- F023H33A018
- F023H33A030
- F023H33A033

### 4000K

Non Dimmable

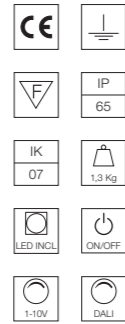
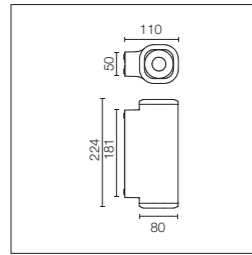
- F023H43A001
- F023H43A006
- F023H43A012
- F023H43A018
- F023H43A030
- F023H43A033

\* Dati tecnici preliminari. / Preliminary technical specs.



## Pointbreak Wall 1 Double

**Power LED:** 12W - 2x574 lm ≠ FIXT 2x439 lm - 2700K/CRI>80 - 220-240V / 12W - 2x617 lm ≠ FIXT 2x472 lm - 3000K/CRI>80 - 220-240V / 12W - 2x649 lm ≠ FIXT 2x488 lm - 4000K/CRI>80 - 220-240V



Sorgente luminosa a LED inclusa.  
Alimentazione elettrica 220-240V  
ON/OFF e dimmerabile 1-10V o  
DALI integrata. Dotato di doppio  
passacavo per collegamento entra-  
esci.

Versione 110V a richiesta.

LED light source included. Integrated  
220-240V ON/OFF and 1-10V/DALI  
dimmable electrical power.  
Equipped with double cable gland for  
inlet and outlet connection.

110V version upon request.

### Optic Spot 2700K

Non Dimmable

- F023H25A001
- F023H25A006
- F023H25A012
- F023H25A018
- F023H25A030
- F023H25A033
- 1-10V
- F023H25B001
- F023H25B006
- F023H25B012
- F023H25B018
- F023H25B030
- F023H25B033
- Dali
- F023H25D001
- F023H25D006
- F023H25D012
- F023H25D018
- F023H25D030
- F023H25D033

### 3000K

Non Dimmable

- F023H35A001
- F023H35A006
- F023H35A012
- F023H35A018
- F023H35A030
- F023H35A033
- 1-10V
- F023H35B001
- F023H35B006
- F023H35B012
- F023H35B018
- F023H35B030
- F023H35B033
- Dali
- F023H35D001
- F023H35D006
- F023H35D012
- F023H35D018
- F023H35D030
- F023H35D033

### 4000K

Non Dimmable

- F023H45A001
- F023H45A006
- F023H45A012
- F023H45A018
- F023H45A030
- F023H45A033
- 1-10V
- F023H45B001
- F023H45B006
- F023H45B012
- F023H45B018
- F023H45B030
- F023H45B033
- Dali
- F023H45D001
- F023H45D006
- F023H45D012
- F023H45D018
- F023H45D030
- F023H45D033

### Optic Medium 2700K

Non Dimmable

- F023H26A001
- F023H26A006
- F023H26A012
- F023H26A018
- F023H26A030
- F023H26A033
- 1-10V
- F023H26B001
- F023H26B006
- F023H26B012
- F023H26B018
- F023H26B030
- F023H26B033
- Dali
- F023H26D001
- F023H26D006
- F023H26D012
- F023H26D018
- F023H26D030
- F023H26D033

### 3000K

Non Dimmable

- F023H36A001
- F023H36A006
- F023H36A012
- F023H36A018
- F023H36A030
- F023H36A033
- 1-10V
- F023H36B001
- F023H36B006
- F023H36B012
- F023H36B018
- F023H36B030
- F023H36B033
- Dali
- F023H36D001
- F023H36D006
- F023H36D012
- F023H36D018
- F023H36D030
- F023H36D033

### 4000K

Non Dimmable

- F023H46A001
- F023H46A006
- F023H46A012
- F023H46A018
- F023H46A030
- F023H46A033
- 1-10V
- F023H46B001
- F023H46B006
- F023H46B012
- F023H46B018
- F023H46B030
- F023H46B033
- Dali
- F023H46D001
- F023H46D006
- F023H46D012
- F023H46D018
- F023H46D030
- F023H46D033

### Optic Flood 2700K

Non Dimmable

- F023H27A001
- F023H27A006
- F023H27A012
- F023H27A018
- F023H27A030
- F023H27A033
- 1-10V
- F023H27B001
- F023H27B006
- F023H27B012
- F023H27B018
- F023H27B030
- F023H27B033
- Dali
- F023H27D001
- F023H27D006
- F023H27D012
- F023H27D018
- F023H27D030
- F023H27D033

### 3000K

Non Dimmable

- F023H37A001
- F023H37A006
- F023H37A012
- F023H37A018
- F023H37A030
- F023H37A033
- 1-10V
- F023H37B001
- F023H37B006
- F023H37B012
- F023H37B018
- F023H37B030
- F023H37B033
- Dali
- F023H37D001
- F023H37D006
- F023H37D012
- F023H37D018
- F023H37D030
- F023H37D033

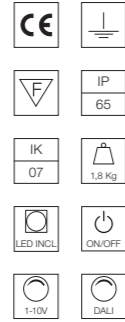
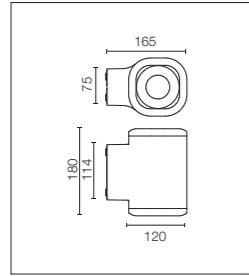
### 4000K

Non Dimmable

- F023H47A001
- F023H47A006
- F023H47A012
- F023H47A018
- F023H47A030
- F023H47A033
- 1-10V
- F023H47B001
- F023H47B006
- F023H47B012
- F023H47B018
- F023H47B030
- F023H47B033
- Dali
- F023H47D001
- F023H47D006
- F023H47D012
- F023H47D018
- F023H47D030
- F023H47D033

## Pointbreak Wall 2 Mono

**Power LED:** 14,5W - 1895 lm ≠ FIXT 1569 lm - 2700K/CRI>80 - 220-240V / 14,5W - 2038 lm ≠ FIXT 1687 lm - 3000K/CRI>80 - 220-240V / 14,5W - 2123 lm ≠ FIXT 1757 lm - 4000K/CRI>80 - 220-240V



Sorgente luminosa a LED inclusa.  
Alimentazione elettrica 220-240V  
ON/OFF e dimmerabile 1-10V o  
DALI integrata. Dotato di doppio  
passacavo per collegamento entra-  
esci.

Versione 110V a richiesta

LED light source included. Integrated  
220-240V ON/OFF and 1-10V/DALI  
dimmable electrical power.  
Equipped with double cable gland for  
inlet and outlet connection.

110V version upon request

### Optic Spot 2700K

Non Dimmable

- F023J21A001
- F023J21A006
- F023J21A012
- F023J21A018
- F023J21A030
- F023J21A033
- 1-10V
- F023J21B001
- F023J21B006
- F023J21B012
- F023J21B018
- F023J21B030
- F023J21B033
- Dali
- F023J21D001
- F023J21D006
- F023J21D012
- F023J21D018
- F023J21D030
- F023J21D033

### 3000K

Non Dimmable

- F023J31A001
- F023J31A006
- F023J31A012
- F023J31A018
- F023J31A030
- F023J31A033
- 1-10V
- F023J31B001
- F023J31B006
- F023J31B012
- F023J31B018
- F023J31B030
- F023J31B033
- Dali
- F023J31D001
- F023J31D006
- F023J31D012
- F023J31D018
- F023J31D030
- F023J31D033

### 4000K

Non Dimmable

- F023J41A001
- F023J41A006
- F023J41A012
- F023J41A018
- F023J41A030
- F023J41A033
- 1-10V
- F023J41B001
- F023J41B006
- F023J41B012
- F023J41B018
- F023J41B030
- F023J41B033
- Dali
- F023J41D001
- F023J41D006
- F023J41D012
- F023J41D018
- F023J41D030
- F023J41D033

### Optic Medium 2700K

Non Dimmable

- F023J22A001
- F023J22A006
- F023J22A012
- F023J22A018
- F023J22A030
- F023J22A033
- 1-10V
- F023J22B001
- F023J22B006
- F023J22B012
- F023J22B018
- F023J22B030
- F023J22B033
- Dali
- F023J22D001
- F023J22D006
- F023J22D012
- F023J22D018
- F023J22D030
- F023J22D033

### 3000K

Non Dimmable

- F023J32A001
- F023J32A006
- F023J32A012
- F023J32A018
- F023J32A030
- F023J32A033
- 1-10V
- F023J32B001
- F023J32B006
- F023J32B012
- F023J32B018
- F023J32B030
- F023J32B033
- Dali
- F023J32D001
- F023J32D006
- F023J32D012
- F023J32D018
- F023J32D030
- F023J32D033

### 4000K

Non Dimmable

- F023J42A001
- F023J42A006
- F023J42A012
- F023J42A018
- F023J42A030
- F023J42A033
- 1-10V
- F023J42B001
- F023J42B006
- F023J42B012
- F023J42B018
- F023J42B030
- F023J42B033
- Dali
- F023J42D001
- F023J42D006
- F023J42D012
- F023J42D018
- F023J42D030
- F023J42D033

### Optic Flood 2700K

Non Dimmable

- F023J23A001
- F023J23A006
- F023J23A012
- F023J23A018
- F023J23A030
- F023J23A033
- 1-10V
- F023J23B001
- F023J23B006
- F023J23B012
- F023J23B018
- F023J23B030
- F023J23B033
- Dali
- F023J23D001
- F023J23D006
- F023J23D012
- F023J23D018
- F023J23D030
- F023J23D033

### 3000K

Non Dimmable

- F023J33A001
- F023J33A006
- F023J33A012
- F023J33A018
- F023J33A030
- F023J33A033
- 1-10V
- F023J33B001
- F023J33B006
- F023J33B012
- F023J33B018
- F023J33B030
- F023J33B033
- Dali
- F023J33D001
- F023J33D006
- F023J33D012
- F023J33D018
- F023J33D030
- F023J33D033

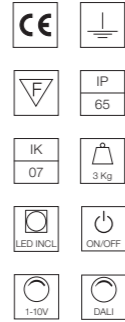
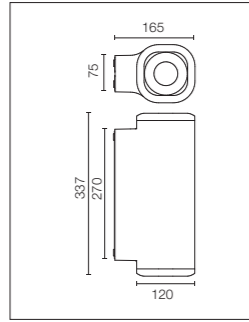
### 4000K

Non Dimmable

- F023J43A001
- F023J43A006
- F023J43A012
- F023J43A018
- F023J43A030
- F023J43A033
- 1-10V
- F023J43B001
- F023J43B006
- F023J43B012
- F023J43B018
- F023J43B030
- F023J43B033
- Dali
- F023J43D001
- F023J43D006
- F023J43D012
- F023J43D018
- F023J43D030
- F023J43D033

## Pointbreak Wall 2 Double

**Power LED:** 27W - 2x1895 lm ≠ FIXT 2x1569 lm - 2700K/CRI>80 - 220-240V / 27W - 2x2038 lm ≠ FIXT 2x1687 lm - 3000K/CRI>80 - 220-240V / 27W - 2x2123 lm ≠ FIXT 2x1757 lm - 4000K/CRI>80 - 220-240V



Sorgente luminosa a LED inclusa. Alimentazione elettrica 220-240V ON/OFF e dimmerabile 1-10V o DALI integrata. Dotato di doppio passacavo per collegamento entra-esce.

Versione 110V a richiesta

LED light source included. Integrated 220-240V ON/OFF and 1-10V/DALI dimmable electrical power. Equipped with double cable gland for inlet and outlet connection.

110V version upon request

### Optic Spot 2700K

Non Dimmable

- F023J25A001
- F023J25A006
- F023J25A012
- F023J25A018
- F023J25A030
- F023J25A033

- F023J25B001
- F023J25B006
- F023J25B012
- F023J25B018
- F023J25B030
- F023J25B033

- F023J25D001
- F023J25D006
- F023J25D012
- F023J25D018
- F023J25D030
- F023J25D033

### Optic Medium 2700K

Non Dimmable

- F023J26A001
- F023J26A006
- F023J26A012
- F023J26A018
- F023J26A030
- F023J26A033

- F023J26B001
- F023J26B006
- F023J26B012
- F023J26B018
- F023J26B030
- F023J26B033

- F023J26D001
- F023J26D006
- F023J26D012
- F023J26D018
- F023J26D030
- F023J26D033

### 3000K

Non Dimmable

- F023J35A001
- F023J35A006
- F023J35A012
- F023J35A018
- F023J35A030
- F023J35A033

- F023J35B001
- F023J35B006
- F023J35B012
- F023J35B018
- F023J35B030
- F023J35B033

- F023J35D001
- F023J35D006
- F023J35D012
- F023J35D018
- F023J35D030
- F023J35D033

### 4000K

Non Dimmable

- F023J45A001
- F023J45A006
- F023J45A012
- F023J45A018
- F023J45A030
- F023J45A033

- F023J45B001
- F023J45B006
- F023J45B012
- F023J45B018
- F023J45B030
- F023J45B033

- F023J45D001
- F023J45D006
- F023J45D012
- F023J45D018
- F023J45D030
- F023J45D033

### Optic Flood 2700K

Non Dimmable

- F023J27A001
- F023J27A006
- F023J27A012
- F023J27A018
- F023J27A030
- F023J27A033

- F023J27B001
- F023J27B006
- F023J27B012
- F023J27B018
- F023J27B030
- F023J27B033

- F023J27D001
- F023J27D006
- F023J27D012
- F023J27D018
- F023J27D030
- F023J27D033

### 3000K

Non Dimmable

- F023J37A001
- F023J37A006
- F023J37A012
- F023J37A018
- F023J37A030
- F023J37A033

- F023J37B001
- F023J37B006
- F023J37B012
- F023J37B018
- F023J37B030
- F023J37B033

- F023J37D001
- F023J37D006
- F023J37D012
- F023J37D018
- F023J37D030
- F023J37D033

### 4000K

Non Dimmable

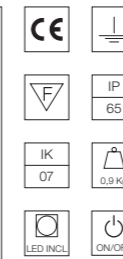
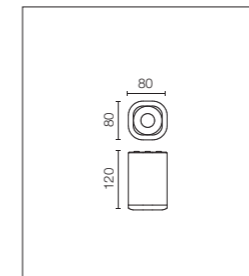
- F023J47A001
- F023J47A006
- F023J47A012
- F023J47A018
- F023J47A030
- F023J47A033

- F023J47B001
- F023J47B006
- F023J47B012
- F023J47B018
- F023J47B030
- F023J47B033

- F023J47D001
- F023J47D006
- F023J47D012
- F023J47D018
- F023J47D030
- F023J47D033

## Pointbreak Ceiling 1

**Power LED:** 6W - 574 lm ≠ FIXT 439 lm - 2700K/CRI>80 - 220-240V / 6W - 617 lm ≠ FIXT 472 lm - 3000K/CRI>80 - 220-240V / 6W - 649 lm ≠ FIXT 488 lm - 4000K/CRI>80 - 220-240V



Sorgente luminosa a LED inclusa. Alimentazione elettrica 220-240V ON/OFF integrata. Dotato di doppio passacavo per collegamento entra-esce.

Versione 110V a richiesta

LED light source included. Integrated 220-240V ON/OFF electrical power. Equipped with double cable gland for inlet and outlet connection.

110V version upon request

### Optic Spot 2700K

Non Dimmable

- F023L21A001
- F023L21A006
- F023L21A012
- F023L21A018
- F023L21A030
- F023L21A033

### Optic Medium 2700K

Non Dimmable

- F023L22A001
- F023L22A006
- F023L22A012
- F023L22A018
- F023L22A030
- F023L22A033

### Optic Flood 2700K

Non Dimmable

- F023L23A001
- F023L23A006
- F023L23A012
- F023L23A018
- F023L23A030
- F023L23A033

### 3000K

Non Dimmable

- F023L31A001
- F023L31A006
- F023L31A012
- F023L31A018
- F023L31A030
- F023L31A033

### 3000K

Non Dimmable

- F023L32A001
- F023L32A006
- F023L32A012
- F023L32A018
- F023L32A030
- F023L32A033

### 3000K

Non Dimmable

- F023L33A001
- F023L33A006
- F023L33A012
- F023L33A018
- F023L33A030
- F023L33A033

### 4000K

Non Dimmable

- F023L41A001
- F023L41A006
- F023L41A012
- F023L41A018
- F023L41A030
- F023L41A033

### 4000K

Non Dimmable

- F023L42A001
- F023L42A006
- F023L42A012
- F023L42A018
- F023L42A030
- F023L42A033

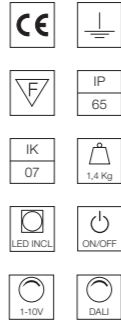
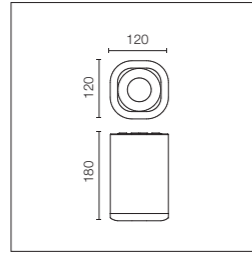
### 4000K

Non Dimmable

- F023L43A001
- F023L43A006
- F023L43A012
- F023L43A018
- F023L43A030
- F023L43A033

## Pointbreak Ceiling 2

**Power LED:** 14,5W - 1895 lm ≠ FIXT 1569 lm - 2700K/CRI>80 - 220-240V / 14,5W - 2038 lm ≠ FIXT 1687 lm - 3000K/CRI>80 - 220-240V / 14,5W - 2123 lm ≠ FIXT 1757 lm - 4000K/CRI>80 - 220-240V



Sorgente luminosa a LED inclusa.  
Alimentazione elettrica 220-240V  
ON/OFF e dimmerabile 1-10V o  
DALI integrata. Dotato di doppio  
passacavo per collegamento entra-  
esci.

Versione 110V a richiesta

LED light source included. Integrated  
220-240V ON/OFF and 1-10V/DALI  
dimmable electrical power.  
Equipped with double cable gland for  
inlet and outlet connection.

110V version upon request

### Optic Spot 2700K

Non Dimmable

- F023M21A001
- F023M21A006
- F023M21A012
- F023M21A018
- F023M21A030
- F023M21A033
- 1-10V
- F023M21B001
- F023M21B006
- F023M21B012
- F023M21B018
- F023M21B030
- F023M21B033
- Dali
- F023M21D001
- F023M21D006
- F023M21D012
- F023M21D018
- F023M21D030
- F023M21D033

### 3000K

Non Dimmable

- F023M31A001
- F023M31A006
- F023M31A012
- F023M31A018
- F023M31A030
- F023M31A033
- 1-10V
- F023M31B001
- F023M31B006
- F023M31B012
- F023M31B018
- F023M31B030
- F023M31B033
- Dali
- F023M31D001
- F023M31D006
- F023M31D012
- F023M31D018
- F023M31D030
- F023M31D033

### 4000K

Non Dimmable

- F023M41A001
- F023M41A006
- F023M41A012
- F023M41A018
- F023M41A030
- F023M41A033
- 1-10V
- F023M41B001
- F023M41B006
- F023M41B012
- F023M41B018
- F023M41B030
- F023M41B033
- Dali
- F023M41D001
- F023M41D006
- F023M41D012
- F023M41D018
- F023M41D030
- F023M41D033

### Optic Medium 2700K

Non Dimmable

- F023M22A001
- F023M22A006
- F023M22A012
- F023M22A018
- F023M22A030
- F023M22A033
- 1-10V
- F023M22B001
- F023M22B006
- F023M22B012
- F023M22B018
- F023M22B030
- F023M22B033
- Dali
- F023M22D001
- F023M22D006
- F023M22D012
- F023M22D018
- F023M22D030
- F023M22D033

### 3000K

Non Dimmable

- F023M32A001
- F023M32A006
- F023M32A012
- F023M32A018
- F023M32A030
- F023M32A033
- 1-10V
- F023M32B001
- F023M32B006
- F023M32B012
- F023M32B018
- F023M32B030
- F023M32B033
- Dali
- F023M32D001
- F023M32D006
- F023M32D012
- F023M32D018
- F023M32D030
- F023M32D033

### 4000K

Non Dimmable

- F023M42A001
- F023M42A006
- F023M42A012
- F023M42A018
- F023M42A030
- F023M42A033
- 1-10V
- F023M42B001
- F023M42B006
- F023M42B012
- F023M42B018
- F023M42B030
- F023M42B033
- Dali
- F023M42D001
- F023M42D006
- F023M42D012
- F023M42D018
- F023M42D030
- F023M42D033

### Optic Flood 2700K

Non Dimmable

- F023M23A001
- F023M23A006
- F023M23A012
- F023M23A018
- F023M23A030
- F023M23A033
- 1-10V
- F023M23B001
- F023M23B006
- F023M23B012
- F023M23B018
- F023M23B030
- F023M23B033
- Dali
- F023M23D001
- F023M23D006
- F023M23D012
- F023M23D018
- F023M23D030
- F023M23D033

### 3000K

Non Dimmable

- F023M33A001
- F023M33A006
- F023M33A012
- F023M33A018
- F023M33A030
- F023M33A033
- 1-10V
- F023M33B001
- F023M33B006
- F023M33B012
- F023M33B018
- F023M33B030
- F023M33B033
- Dali
- F023M33D001
- F023M33D006
- F023M33D012
- F023M33D018
- F023M33D030
- F023M33D033

### 4000K

Non Dimmable

- F023M43A001
- F023M43A006
- F023M43A012
- F023M43A018
- F023M43A030
- F023M43A033
- 1-10V
- F023M43B001
- F023M43B006
- F023M43B012
- F023M43B018
- F023M43B030
- F023M43B033
- Dali
- F023M43D001
- F023M43D006
- F023M43D012
- F023M43D018
- F023M43D030
- F023M43D033

## In Vitro

Designed by Philippe Starck

« Da sempre, il bulbo luminoso è protetto da una sfera di vetro. Oggi, questo scompare a vantaggio della luce. E' al tempo stesso l'idea poetica e surreale della luce architettonica dematerializzata e il ricordo dello spazio occupato dalla luce. »  
Philippe Starck.

« Since forever, the lightbulb is protected by a glass globe. Today, this disappears in favor of the light. It is the both poetic and surrealistic idea of dematerialized architectural lighting and the memory of the space occupied by the light. »  
Philippe Starck.



In Vitro Bollard 1





In Vitro Bollard 3







In Vitro Ceiling



In Vitro Wall



In Vitro Suspended



In Vitro Suspended




In Vitro Unplugged



L'emissione luminosa dell'apparecchio è morbida e diffusa, priva di contrasti, grazie all'uso della tecnologia Edge lighting che nasconde le sorgenti led puntiformi uniformando la luce all'interno del diffusore opalino.

The light emitted from the lamp is soft, diffuse, and free of strong contrasts thanks to the Edge lighting technology, in which the point-like LEDs are hidden by an opalescent diffuser, evening out the light.



Le versioni Bollard possono essere installate facilmente a terra su qualsiasi pavimento con tasselli, oppure utilizzando l'accessorio dedicato cassaforma per rendere la base del prodotto totalmente solidale con la pavimentazione.

The Bollard versions may be easily installed on any flooring on the ground with anchors, or with the dedicated installation box to completely integrate the base of the product with the pavement.



L'installazione a parete è resa semplice e sicura grazie alla morsettiera facilmente accessibile all'interno di un vano dedicato. Il rosone a parete appare solido e compatto, totalmente integrato con il corpo dell'apparecchio.

Wall installation is easy and safe with the hardware, which can be accessed easily within a dedicated compartment. The wall rose has a solid, compact look and is completely integrated with the body of the lamp.



Le versioni a sospensione completano la gamma. Il cavo di alimentazione funge da sostegno per la lampada ed è perfettamente integrato nella testa del prodotto grazie ad uno speciale disegno del corpo.

The hanging versions complete the range. The power cable supports the light and is perfectly integrated in the head of the product thanks to its special body design.



In Vitro Unplugged assicura totale libertà di movimento senza spine e cavi d'alimentazione. La lampada è comodamente trasportabile grazie al peso contenuto e alla maniglia in silicone colorato e morbido al tatto presente sulla testa del prodotto.

In Vitro Unplugged ensures total freedom of movement without power plugs or cables. The lamp is easily carried due to its reduced weight and the soft-colored silicone handle on its head.

## Famiglia / Family

In Vitro Bollard



In Vitro Wall



In Vitro Ceiling



In Vitro Suspended



In Vitro Unplugged



## Colori / Colours


### In Vitro



01 Bianco  
01 White



12 Forest Green  
12 Forest Green



13 Pale Green  
13 Pale Green




18 Deep Brown  
18 Deep Brown



25 Terracotta  
25 Terracotta



30 Nero  
30 Black



33 Antracite  
33 Anthracite

## Descrizione / Description

Apparecchi di illuminazione per installazione a terra, parete, plafone, sospensione e lampada portatile, a luce diffusa per uso esterno.

Diffusore opalino integrato nella testa e vetro estetico di protezione esterno in borosilicato trasparente.  
Diffusore opalino integrato nella testa e vetro estetico di protezione esterno in borosilicato trasparente.

Le parti strutturali dell'apparecchio sono realizzate in alluminio pressofuso ed estruso trattato con procedimento di conversione chimica al fine di una efficiente resistenza agli agenti atmosferici. Il corpo è verniciato a polvere e disponibile in varie finiture.

Sorgente luminosa a LED integrata con tecnologia ottica Edge Lighting per garantire una perfetta uniformità luminosa. Driver integrato nel corpo dell'apparecchio disponibile per controllo ON/OFF e dimmerabile.

La versione bollard è fornita con un connettore stagno per il collegamento alla rete elettrica. L'apparecchio è installabile su qualsiasi pavimento per mezzo di tasselli da scegliersi a cura dell'installatore in funzione della tipologia di superficie. Disponibile come accessorio da ordinare separatamente la cassaforma per l'installazione su una pavimentazione da gettare con plinto di cemento. La versione unplugged è dotata di pratica maniglia colorata in silicone e facilmente ricaricabile tramite cavo Micro USB-C di 120 cm di lunghezza. Il driver dimmerabile è alloggiato nel corpo dell'apparecchio con sistema touch-dimm integrato accessibile tramite sensore ottico posizionato sulla testa. Attraverso un semplice tocco è possibile regolare l'intensità luminosa della lampada in 4 step di dimmerazione, garantendo un'emissione continua fino a 6 ore.

Luminaires for floor, wall and suspended installation, and portable luminaire, with diffused light for outdoor use. Opalescent diffuser integrated in the head and external transparent borosilicate safety glass.

Opalescent diffuser integrated in the head and external transparent borosilicate safety glass.

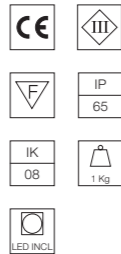
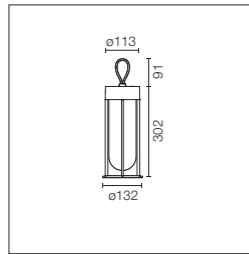
The structural parts of the luminaire are made of extruded die-cast aluminum, treated with a chemical conversion procedure to ensure effective resistance to atmospheric conditions. The body is powder coated and comes in various finishes.

Integrated LED light source with Edge Lighting optical technology to ensure perfect light uniformity. Driver integrated in the luminaire body available for ON/OFF and dimmable control.

Bollard version comes with a watertight plug for power supply connection. The luminaire may be installed on any type of flooring using anchors, to be selected by the installer depending on the type of surface. Accessory box for installation on flooring to be concreted sold separately. Unplugged version is equipped with a practical, colored silicone handle and is easily recharged with a 120cm long Micro USB-C cable. Dimmable driver in the body of the luminaire with an integrated touch-dim system, accessible through an optical switch sensor located on the head. With a simple touch, light intensity can be adjusted through a 4-step dimming function, ensuring a continuous emission for up to 6 hours.

## In Vitro Unplugged

**Led Edge Lighting:** 2,5W - 182 lm ≠ FIXT 103 lm - 2700K/CRI 90 - 100-240V/V5 / 2,5W - 195 lm ≠ FIXT 110 lm - 3000K/CRI 90 - 100-240V/V5



Versione portatile dotata di maniglia per il trasporto. Driver Dimmerabile 5/100÷240V/50-60Hz integrato nel corpo dell'apparecchio con sensore ottico touch sulla testa con regolazione dell'intensità luminosa in 4 step di dimmerazione: 100%-50%-3%-OFF. Ricaricabile tramite cavo Micro USB-C di 120 cm di lunghezza che garantisce un'emissione continua fino a 6 ore. Caricatore con prese intercambiabili EUR, UK, USA.

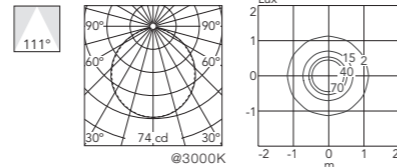
Portable version equipped with a carrying handle. Adjustable driver 5/100÷240V/50-60Hz integrated in the body of the luminaire with optical switch sensor on the head and with a 4-step dimming function: 100%-50%-3%-OFF. Rechargeable with a 120cm long Micro USB-C cable ensuring continuous emission for up to 6 hours. Charger with interchangeable EUR, UK and USA plugs.

### 2700K

- Touch Dimm
- F018E21K001
  - F018E21K012
  - F018E21K013
  - F018E21K018
  - F018E21K025
  - F018E21K030
  - F018E21K033

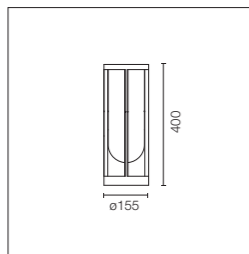
### 3000K

- Touch Dimm
- F018E31K001
  - F018E31K012
  - F018E31K013
  - F018E31K018
  - F018E31K025
  - F018E31K030
  - F018E31K033



## In Vitro Bollard 1

**Led Edge Lighting:** 11W - 1150 lm ≠ FIXT 667 lm - 2700K/CRI 80 - 220-240V / 11W - 1230 lm ≠ FIXT 714 lm - 3000K/CRI 80 - 220-240V

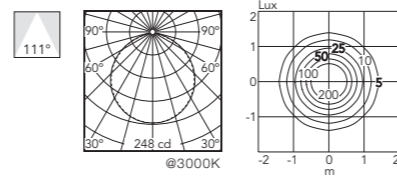


Alimentazione elettrica ON/OFF o dimmerabile 220-240V integrata. L'apparecchio è fornito con un connettore stagno per il collegamento alla rete elettrica. L'apparecchio è installabile su qualsiasi pavimento per mezzo di tasselli. Cassaforma da gettare con plinto di cemento da ordinare separatamente.

Integrated 220-240V ON/OFF or dimmable electrical power. The unit comes with a watertight plug for connection to the electrical network. The device may be installed on any flooring with anchors. Box for installation on flooring laid over concrete sold separately.

110V version upon request.

Versione 110V a richiesta.



### 2700K

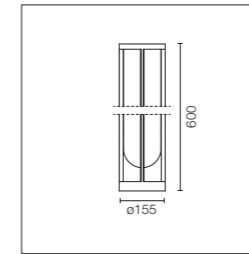
- Non Dimmable
- F018A21A001
  - F018A21A012
  - F018A21A013
  - F018A21A018
  - F018A21A025
  - F018A21A030
  - F018A21A033
- 1-10V
- F018A21B001
  - F018A21B012
  - F018A21B013
  - F018A21B018
  - F018A21B025
  - F018A21B030
  - F018A21B033
- Dali
- F018A21D001
  - F018A21D012
  - F018A21D013
  - F018A21D018
  - F018A21D025
  - F018A21D030
  - F018A21D033

### 3000K

- Non Dimmable
- F018A31A001
  - F018A31A012
  - F018A31A013
  - F018A31A018
  - F018A31A025
  - F018A31A030
  - F018A31A033
- 1-10V
- F018A31B001
  - F018A31B012
  - F018A31B013
  - F018A31B018
  - F018A31B025
  - F018A31B030
  - F018A31B033
- Dali
- F018A31D001
  - F018A31D012
  - F018A31D013
  - F018A31D018
  - F018A31D025
  - F018A31D030
  - F018A31D033

## In Vitro Bollard 2

**Led Edge Lighting:** 11W - 1150 lm ≠ FIXT 667 lm - 2700K/CRI 80 - 220-240V / 11W - 1230 lm ≠ FIXT 714 lm - 3000K/CRI 80 - 220-240V

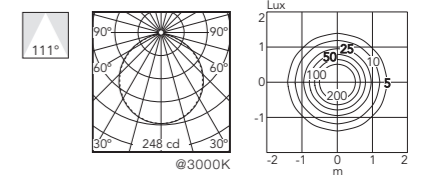


Alimentazione elettrica ON/OFF o dimmerabile 220-240V integrata. L'apparecchio è fornito con un connettore stagno per il collegamento alla rete elettrica. L'apparecchio è installabile su qualsiasi pavimento per mezzo di tasselli. Cassaforma per l'installazione su pavimentazione da gettare con plinto di cemento da ordinare separatamente.

Integrated 220-240V ON/OFF or dimmable electrical power. The unit comes with a watertight plug for connection to the electrical network. The device may be installed on any flooring with anchors. Box for installation on flooring laid over concrete sold separately.

110V version upon request.

Versione 110V a richiesta.



### 2700K

Non Dimmable

- F018A22A001
  - F018A22A012
  - F018A22A013
  - F018A22A018
  - F018A22A025
  - F018A22A030
  - F018A22A033
- 1-10V
- F018A22B001
  - F018A22B012
  - F018A22B013
  - F018A22B018
  - F018A22B025
  - F018A22B030
  - F018A22B033
- Dali
- F018A22D001
  - F018A22D012
  - F018A22D013
  - F018A22D018
  - F018A22D025
  - F018A22D030
  - F018A22D033

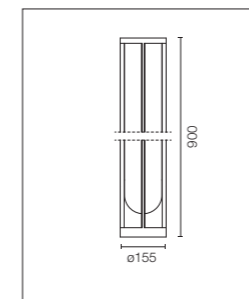
### 3000K

Non Dimmable

- F018A32A001
  - F018A32A012
  - F018A32A013
  - F018A32A018
  - F018A32A025
  - F018A32A030
  - F018A32A033
- 1-10V
- F018A32B001
  - F018A32B012
  - F018A32B013
  - F018A32B018
  - F018A32B025
  - F018A32B030
  - F018A32B033
- Dali
- F018A32D001
  - F018A32D012
  - F018A32D013
  - F018A32D018
  - F018A32D025
  - F018A32D030
  - F018A32D033

## In Vitro Bollard 3

**Led Edge Lighting:** 11W - 1150 lm ≠ FIXT 667 lm - 2700K/CRI 80 - 220-240V / 11W - 1230 lm ≠ FIXT 714 lm - 3000K/CRI 80 - 220-240V

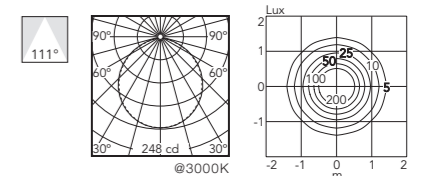


Alimentazione elettrica ON/OFF o dimmerabile 220-240V integrata. L'apparecchio è fornito con un connettore stagno per il collegamento alla rete elettrica. L'apparecchio è installabile su qualsiasi pavimento per mezzo di tasselli. Cassaforma per l'installazione su pavimentazione da gettare con plinto di cemento da ordinare separatamente.

Integrated 220-240V ON/OFF or dimmable electrical power. The unit comes with a watertight plug for connection to the electrical network. The device may be installed on any flooring with anchors. Box for installation on flooring laid over concrete sold separately.

110V version upon request.

Versione 110V a richiesta.



### 2700K

Non Dimmable

- F018A23A001
  - F018A23A012
  - F018A23A013
  - F018A23A018
  - F018A23A025
  - F018A23A030
  - F018A23A033
- 1-10V
- F018A23B001
  - F018A23B012
  - F018A23B013
  - F018A23B018
  - F018A23B025
  - F018A23B030
  - F018A23B033
- Dali
- F018A23D001
  - F018A23D012
  - F018A23D013
  - F018A23D018
  - F018A23D025
  - F018A23D030
  - F018A23D033

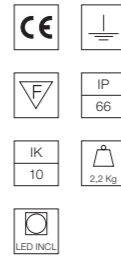
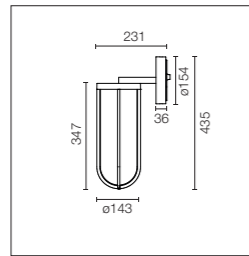
### 3000K

Non Dimmable

- F018A33A001
  - F018A33A012
  - F018A33A013
  - F018A33A018
  - F018A33A025
  - F018A33A030
  - F018A33A033
- 1-10V
- F018A33B001
  - F018A33B012
  - F018A33B013
  - F018A33B018
  - F018A33B025
  - F018A33B030
  - F018A33B033
- Dali
- F018A33D001
  - F018A33D012
  - F018A33D013
  - F018A33D018
  - F018A33D025
  - F018A33D030
  - F018A33D033

## In Vitro Wall

**Led Edge Lighting:** 11W - 1150 lm ≠ FIXT 667 lm - 2700K/CRI 80 - 220-240V / 11W - 1230 lm ≠ FIXT 714 lm - 3000K/CRI 80 - 220-240V



Attacco a parete. Sorgente luminosa inclusa. Alimentazione elettrica ON/OFF o dimmerabile 220-240V integrata.

Wall mount. Light source included. Integrated 220-240V ON/OFF or dimmable electrical power.

Versione 110V a richiesta.

110V version upon request.

### 2700K

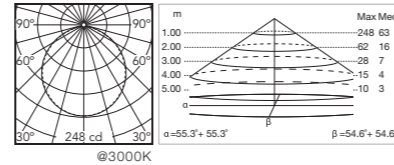
Non Dimmable

- F018B22A001
- F018B22A012
- F018B22A013
- F018B22A018
- F018B22A025
- F018B22A030
- F018B22A033
- 1-10V
- F018B22B001
- F018B22B012
- F018B22B013
- F018B22B018
- F018B22B025
- F018B22B030
- F018B22B033
- Dali
- F018B22D001
- F018B22D012
- F018B22D013
- F018B22D018
- F018B22D025
- F018B22D030
- F018B22D033

### 3000K

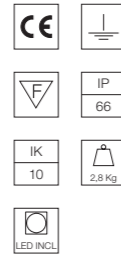
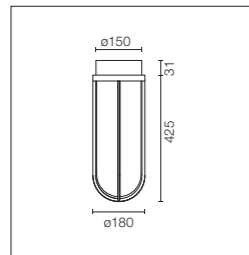
Non Dimmable

- F018B32A001
- F018B32A012
- F018B32A013
- F018B32A018
- F018B32A025
- F018B32A030
- F018B32A033
- 1-10V
- F018B32B001
- F018B32B012
- F018B32B013
- F018B32B018
- F018B32B025
- F018B32B030
- F018B32B033
- Dali
- F018B32D001
- F018B32D012
- F018B32D013
- F018B32D018
- F018B32D025
- F018B32D030
- F018B32D033



## In Vitro Ceiling

**Led Edge Lighting:** 13W - 1378 lm ≠ FIXT 799 lm - 2700K/CRI 80 - 220-240V / 13W - 1474 lm ≠ FIXT 855 lm - 3000K/CRI 80 - 220-240V



Sorgente luminosa inclusa. Attacco a soffitto. Alimentazione elettrica ON/OFF o dimmerabile 220-240V inclusa.

Light source included. Ceiling mount. Integrated 220-240V ON/OFF or dimmable electrical power.

Versione 110V a richiesta.

110V version upon request.

### 2700K

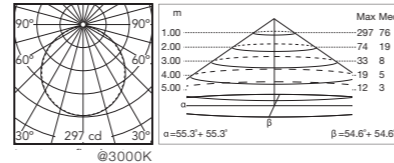
Non Dimmable

- F018C25A001
- F018C25A012
- F018C25A013
- F018C25A018
- F018C25A025
- F018C25A030
- F018C25A033
- 1-10V
- F018C25B001
- F018C25B012
- F018C25B013
- F018C25B018
- F018C25B025
- F018C25B030
- F018C25B033
- Dali
- F018C25D001
- F018C25D012
- F018C25D013
- F018C25D018
- F018C25D025
- F018C25D030
- F018C25D033

### 3000K

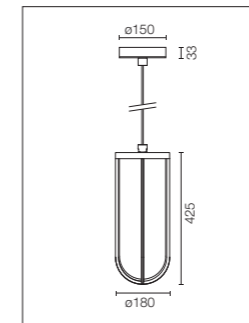
Non Dimmable

- F018C35A001
- F018C35A012
- F018C35A013
- F018C35A018
- F018C35A025
- F018C35A030
- F018C35A033
- 1-10V
- F018C35B001
- F018C35B012
- F018C35B013
- F018C35B018
- F018C35B025
- F018C35B030
- F018C35B033
- Dali
- F018C35D001
- F018C35D012
- F018C35D013
- F018C35D018
- F018C35D025
- F018C35D030
- F018C35D033



## In Vitro Suspension

**Led Edge Lighting:** 13W - 1378 lm ≠ FIXT 799 lm - 2700K/CRI 80 - 220-240V / 13W - 1474 lm ≠ FIXT 855 lm - 3000K/CRI 80 - 220-240V



Installazione a sospensione. Sorgente luminosa inclusa. Alimentazione elettrica ON/OFF o dimmerabile 220-240V integrata all'interno di base a soffitto dedicata. Lunghezza cavo a sospensione 1000 mm.

Hanging version. Light source included. 220-240V ON/OFF or dimmable electrical power integrated within the dedicated ceiling attachment. Hanging cable length 1000 mm.

Versione 110V a richiesta.

110V version upon request.

### 2700K

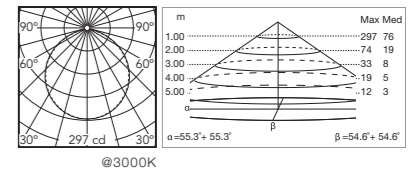
Non Dimmable

- F018D25A001
- F018D25A012
- F018D25A013
- F018D25A018
- F018D25A025
- F018D25A030
- F018D25A033
- 1-10V
- F018D25B001
- F018D25B012
- F018D25B013
- F018D25B018
- F018D25B025
- F018D25B030
- F018D25B033
- Dali
- F018D25D001
- F018D25D012
- F018D25D013
- F018D25D018
- F018D25D025
- F018D25D030
- F018D25D033

### 3000K

Non Dimmable

- F018D35A001
- F018D35A012
- F018D35A013
- F018D35A018
- F018D35A025
- F018D35A030
- F018D35A033
- 1-10V
- F018D35B001
- F018D35B012
- F018D35B013
- F018D35B018
- F018D35B025
- F018D35B030
- F018D35B033
- Dali
- F018D35D001
- F018D35D012
- F018D35D013
- F018D35D018
- F018D35D025
- F018D35D030
- F018D35D033




## Accessori / Accessories

### In Vitro Bollard

Dispositivo di protezione per il sovraccarico. 275 Vac. Corrente massima di scarica 10KA (8/29us). Massima corrente operativa 5A. Adatto per la connessione in serie. IP66.

Surge protection device. 275Vac. Maximum discharge current 10KA (8/20us). Maximum operating current 5A. Suitable for series connection. IP66.

F990E00A000



Sistema di giunzione IP68 H2O Stop anti-condensa a 2 vie 4 poli.

2 way terminal block 4 poles IP68 H2O Stop.

F990C00A000



Cassaforma per l'installazione a terra.

Box for ground installation.

F018Z000000



« Il tema del progetto "Mile" è la riduzione delle dimensioni dell'oggetto, cercando al contempo di ottenere il miglior rendimento ottico possibile. E' stato un lavoro che ha riguardato più aspetti: si è cercato di minimizzare, essere performanti e avere la qualità percepita di un "oggetto perfetto", dove tutte le superfici esterne risultano complanari. Il risultato finale è stato ottenuto grazie a un lungo lavoro di ottimizzazione delle parti che compongono l'apparecchio. »  
Antonio Citterio.

« The theme of the "Mile" project is to reduce the size of the object while obtaining the best possible optical performance. This work regarded multiple aspects: minimization, high performance, and the perceptual quality of a "perfect object", where all outdoor surfaces are on the same plane. The final result was achieved through hard work to optimize the unit's parts. »  
Antonio Citterio.


## Mile

Designed by Antonio Citterio




Mile Bollard 1 H 600 Mono





Mile Bollard 1 H 600 Double




Mile Bollard 2 H 900 Mono





Mile Wall 2 Washer Down + Asymmetric Up




Mile Wall 2 Washer Up & Down



Mile Ceiling 2



Mile Ceiling 2






Mile Path 1



Mile Path 2



Ottica asimmetrica con sorgente a LED recessa bivalente: versione per effetto lavaggio luminoso della parete (washer) o versione per illuminazione asimmetrica studiate per garantire la massima flessibilità e versatilità di utilizzo.

Asymmetrical optical unit with recessed LED light source in two variations — for a light wash effect on the wall (wall-washer) or for asymmetric lighting — thereby guaranteeing the utmost flexibility and versatility.



L'apparecchio è dotato di vano tecnico per eseguire la connessione all'interno del prodotto. Secondo passacavo in dotazione per collegamento entra-esce rapido e sicuro.

The fitting comes with an interior technical compartment to connect the lamp. Second cable guide provided for quick and safe electrical connection.




La finitura in primer permette la totale personalizzazione dell'apparecchio: verniciato con la stessa finitura della parete garantisce la massima integrazione con l'architettura; declinato a piacimento si distingue come unico ed esclusivo.

The primer finish allows for complete customization: painted with the same finish as the wall, it ensures flawless integration with the architecture; painted differently, it will have a unique, exclusive look.



Versione Bollard caratterizzata da una cornice rigorosa e leggera che rimarca il disegno puro della versione a parete, con base di rialzo a terra e creazione di uno scuretto sottostante per un effetto "galleggiamento" dell'apparecchio sulla pavimentazione.

The Bollard version is characterized by a light, rigid frame that echoes the pure design of the wall version, with a base to raise it off the ground and an underlying shutter to create the appearance that unit is "floating" above the floor.



Mile ceiling è caratterizzato da dimensioni compatte, varietà di ottiche, dimensioni e finiture il tutto disponibile per installazione ad incasso e superficie. Il modello più versatile dell'intero programma Mile sfrutta una tecnologia ottica brevettata capace di ottenere un cut-off di 40 gradi; la massima integrazione con gli elementi architettonici si abbina a un fascio di luce definito e impeccabile e a una schermatura totale, che consente di collocare l'apparecchio senza generare abbagliamenti sia in ambienti esterni che interni.

The most versatile model of the entire Mile program features a patented optical technology capable of achieving a 40-degree cut; its flawless integration with architectural elements is combined with a well-defined and impeccable beam of light and total shielding. This allows the luminaire to be housed without glares in both indoor and outdoor environments. Mile Ceiling is characterized by compact dimensions, and a range of optics, sizes and finishes, all of them available for recessed and surface installation.



L'asimmetria spinta dell'ottica che caratterizza Mile Path consente un posizionamento flessibile con un'emissione ideale per percorsi e scale. L'esclusivo recuperatore nero integrato garantisce un comfort visivo assoluto.

The sharp asymmetry of the optical unit that distinguishes Mile Path allows a flexible positioning with ideal emission for paths and staircases. The exclusive, integrated black recuperator ensures complete visual comfort.

**Famiglia / Family**

Mile Bollard 1 600

Mono / Double



Mile Bollard 2 600

Mono / Double



Mile Bollard 1 900

Mono / Double



Mile Bollard 2 900

Mono / Double



Mile Ceiling 1



Mile Ceiling 2



Mile Recessed 1



Mile Recessed 2



Mile Wall 1

Up / Down / Up&Down



Mile Wall 2

Up / Down / Up&Down




Mile Path 1



Mile Path 2



**Colori / Colours**



\*00 Primer  
\*00 Primer



01 Bianco  
01 White



06 Grigio  
06 Grey



\*\*12 Forest Green  
\*\*12 Forest Green



18 Deep Brown  
18 Deep Brown



30 Nero  
30 Black



33 Antracite  
33 Anthracite

\* Solo per le versioni Wall, Path e Ceiling / Only for Wall, Path and Ceiling versions.

\*\* Solo per le versioni Wall, Bollard e Path / Only for Wall, Bollard and Path versions.



## Descrizione

### Mile Wall

Famiglia completa di apparecchi di illuminazione a parete dal design rigoroso e minimale con sorgente luminosa a LED, caratterizzato da una fascia decorativa in alluminio pressofuso a bassissimo contenuto di rame con buone caratteristiche meccaniche unite ad una buona resistenza alla corrosione data dal trattamento di conversione chimica superficiale. Disponibile in due diverse dimensioni e in differenti finiture con un rivestimento a doppio strato di polveri.

La versione Primer va verniciata dopo l'installazione con normali colorazioni a base acquosa (tempere, stucchi, vernici ad acqua) per garantire la massima integrazione con l'architettura.

Le viterie di fissaggio sono in acciaio inox AISI 316L. Il diffusore perfettamente complanare alla fascia decorativa è in policarbonato trasparente stabilizzato ai raggi UV.

Lo schermo riflettore asimmetrico è in alluminio purissimo, ossidato e brillantato e contiene la sorgente led in posizione arretrata per la riduzione dell'abbagliamento diretto.

L'ottica asimmetrica è progettata per garantire una vasta gamma di prestazioni luminose e l'utilizzo flessibile in diversi contesti architettonici. Sono disponibili le versioni monoemissione con luce direzionata verso l'alto o verso il basso e le versioni biemissione, ognuna declinata secondo due differenti soluzioni illuminotecniche: per illuminazione focalizzata sul lavaggio luminoso della parete (washer) o per illuminazione asimmetrica ad esempio in caso di porticati o androni con l'utilizzo della versione con luce verso l'alto, dove il soffitto diventa esso stesso diffusore dal massimo comfort. La versione biemissione è disponibile sia con ottiche identiche, sia con ottiche miste asimmetrica + washer.

### Mile Bollard

Collezione di paletti luminosi per esterno dal design rigoroso e minimale con sorgente luminosa a LED, abbinabili alle versioni a parete.

Versione bollard monodirezionale o bidirezionale, disponibile in due altezze e in due larghezze in base alla sorgente luminosa e alla potenza richiesta, caratterizzata da una cornice rigorosa in estruso di alluminio senza viti a vista, con base di rialzo a terra per una più semplice e veloce installazione. Le viterie di fissaggio della testa sono in acciaio inox AISI 316L. Disponibile in differenti finiture con rivestimento a doppio strato di polveri e sottoposte a trattamento di conversione chimica per proteggere contro la corrosione.

Il diffusore è in policarbonato trasparente stabilizzato ai raggi UV.

Lo schermo riflettore asimmetrico è in alluminio purissimo, ossidato e brillantato e contiene la sorgente led in posizione arretrata per la riduzione dell'abbagliamento diretto; l'emissione luminosa asimmetrica direzionata verso il basso rende l'apparecchio in linea con le vigenti leggi in materia di inquinamento luminoso.

Le versioni Bollard possono essere installate facilmente a terra su qualsiasi pavimento con tasselli, oppure utilizzando l'accessorio dedicato piastra di ancoraggio per rendere la base del prodotto totalmente solidale con la pavimentazione.

### Mile Path

Collezione di apparecchio a parete per uso segnapasso in esterno dal design rigoroso e minimale con sorgente luminosa a LED, abbinabili alle versioni a parete e bollard. Disponibile in due diverse dimensioni e in differenti finiture con un rivestimento a doppio strato di polveri.

La versione Primer va verniciata dopo l'installazione con normali colorazioni a base acquosa (tempere, stucchi, vernici ad acqua) per garantire la massima integrazione con l'architettura.

Le viterie di fissaggio sono in acciaio inox AISI 316L. Il diffusore è in policarbonato trasparente stabilizzato ai raggi UV. Lo schermo riflettore asimmetrico è in alluminio verniciato nero per la riduzione dell'abbagliamento diretto dato dalle riflessioni e contiene la sorgente led in posizione arretrata; l'emissione luminosa asimmetrica direzionata verso il basso rende l'apparecchio in linea con le vigenti leggi in materia di inquinamento luminoso.

Staffa di fissaggio a parete inclusa.

### Mile Ceiling

Collezione di apparecchi a soffitto in esterno dal design rigoroso e minimale con sorgente luminosa a LED, abbinabili alle versioni a parete, bollard e path.

Disponibile in due dimensioni e in differenti finiture con un rivestimento a doppio strato di polveri.

La versione Primer va verniciata dopo l'installazione con normali colorazioni a base acquosa (tempere, stucchi, vernici ad acqua) per garantire la massima integrazione con l'architettura.

Il gruppo ottico è appositamente progettato per garantire il massimo comfort visivo e la riduzione dell'abbagliamento diretto senza rinunciare all'efficienza: la sorgente luminosa è composta da power led arretrati, le lenti in policarbonato trasparente assicurano un fascio di luce controllato e omogeneo, e i riflettori conici in policarbonato nero lucido forniscono una schermatura con angoli di cut-off estremi, il tutto in dimensioni molto ridotte.

Il gruppo ottico è disponibile in quattro aperture di fascio differenziate, permettendone un'ampia gamma di utilizzo e flessibilità nei più vari contesti architettonici: sia nel caso di fasci intensivi che di effetti di luce diffusa, il controllo ottico è sempre eccezionale e la luce spuria è totalmente assente. Le viterie di fissaggio sono in acciaio inox AISI 316L. Staffa di fissaggio a soffitto inclusa.

### Mile Recessed

Collezione di apparecchi a incasso a soffitto in esterno dal design rigoroso e minimale con sorgente luminosa a LED, abbinabili alle versioni a soffitto, parete, bollard e path.

Disponibile in due diverse dimensioni e in differenti finiture con un rivestimento a doppio strato di polveri.

La versione Primer va verniciata dopo l'installazione con normali colorazioni a base acquosa (tempere, stucchi, vernici ad acqua) per garantire la massima integrazione con l'architettura.

Come per le versioni a soffitto, il gruppo ottico è appositamente progettato per garantire il massimo comfort visivo e la riduzione dell'abbagliamento diretto senza rinunciare all'efficienza: la sorgente luminosa è composta da power led arretrati, le lenti in policarbonato trasparente assicurano un fascio di luce controllato e omogeneo, e i riflettori conici in policarbonato nero lucido forniscono una schermatura con angoli di cut-off estremi, il tutto in dimensioni molto ridotte.

Il gruppo ottico è disponibile in quattro aperture di fascio differenziate, permettendone un'ampia gamma di utilizzo e flessibilità nei più vari contesti architettonici: sia nel caso di fasci intensivi che di effetti di luce diffusa, il controllo ottico è sempre eccezionale e la luce spuria è totalmente assente. L'apparecchio è installabile in controsoffitto mediante staffe di fissaggio autoregolanti in dotazione; la cornice di battuta di spessore minimo garantisce la perfetta finitura estetica dell'apparecchio nel soffitto.

Disponibile come accessorio, per soffitti in muratura o in cemento armato, l'apposita cassaforma per gettata in acciaio zincato.

#### Description

### Mile Wall

Complete family of wall luminaires with a rigorous, minimal design with LED light source, a design characterized by a die-cast aluminum trim with very low copper content and good mechanical features combined with good resistance against corrosion thanks to the surface chemical conversion treatment.

Available in two sizes and various finishes with a double layer of powder coating. Primer version to be painted after installation with regular water-based colors (tempera, stucco, water-based paints) to ensure flawless integration with the building.

The anchoring hardware is made of AISI 316L stainless steel. The diffuser is perfectly flush with the decorative band and is made of transparent, UV-stabilized polycarbonate. The asymmetric, reflecting screen is made of pure, oxidized and polished aluminum, with LED source in a rear position to reduce direct glare.

Its asymmetrical optical unit is designed to ensure a wide range of lighting features and flexible use in different architectural settings. Single-emission version directing light upwards or downwards and dual-emission version available. Each version is available in two different lighting solutions: wall-washer lighting or asymmetric lighting. For instance, by using the version with light directed upwards in porticos or entrance halls, the ceiling itself becomes a diffuser, offering absolute comfort. Dual emission version is available with both identical optical units and mixed, asymmetric + washer optical units.

### Mile Bollard

Collection of outdoor bollards with a rigorous, minimal design and LED light source that can be combined with wall versions.

Uni- or bi-directional bollard version, available in two heights and widths, based on light source and power requirements. The rigid frame is made of extruded aluminum with no visible screws, and the base rises above the ground for a quick, simple installation. The head anchoring hardware is made of AISI 316L stainless steel.

Available in various finishes with a double layer of powder coating and chemical conversion treatment to protect it against corrosion.

The diffuser is made of transparent, UV-stabilized polycarbonate.

The asymmetric reflecting screen is made of pure, oxidized and polished aluminum, with LED source in a rear position to reduce direct glare. The downward, asymmetric light emission ensures the luminaire’s compliance with existing light pollution laws.

Bollard versions may be easily installed on any flooring on the ground with anchors, or with the dedicated anchoring plate accessory to completely integrate the base of the product with the pavement.

### Mile Path

Collection of outdoor wall luminaires with a rigorous, minimal design and LED light source that can be combined with wall and bollard versions.

Available in two sizes and various finishes with a double layer of powder coating.

Primer version to be painted after installation with regular water-based colors (tempera, stucco, water-based paints) to ensure flawless integration with the building.

The anchoring hardware is made of AISI 316L stainless steel. Diffuser is made of transparent, UV-stabilized polycarbonate.

The asymmetric, reflecting screen is made of aluminum painted in black to reduce direct glare from reflections. It holds the LED source in a rear position. The downward, asymmetric light emission ensures the luminaire’s compliance with existing light pollution laws. Wall mounting bracket included.

### Mile Ceiling

Outdoor ceiling-mounted lights collection, with a rigorous, minimal design and LED light source that can be combined with wall, bollard and path versions.

Available in two different sizes and various finishes with a double layer of powder coating.

Primer version to be painted after installation with regular water-based colors (tempera, stucco, water-based paints) to ensure flawless integration with the building.

The optical unit is specifically designed to ensure maximum visual comfort and direct glare reduction without compromising overall efficiency: the light source comprises rear power LEDs; its transparent polycarbonate lenses ensure a controlled and homogeneous beam of light; and the glossy black polycarbonate cone reflectors provide an extreme, sharp-angled screening, all in a small footprint.

The optical unit is available in four different beam angles, allowing a wide range of uses and flexibility in the most varied architectural settings: both in the case of intense beams and diffuse light effects, optical control is always exceptional and spurious light is totally absent.

The anchoring hardware is made of AISI 316L stainless steel. Ceiling mounting bracket included.

### Mile Recessed

Collection of outdoor, ceiling-mounted, recessed lights with a rigorous, minimal design and LED light source that can be combined with ceiling, wall, bollard and path versions. Available in two different sizes and various finishes with a double layer of powder coating.

Primer version to be painted after installation with regular water-based colors (tempera, stucco, water-based paints) to ensure flawless integration with the building.

As in ceiling versions, the optical unit is specifically designed to ensure maximum visual comfort and direct glare reduction without compromising overall efficiency: the light source comprises rear power LEDs; its transparent polycarbonate lenses ensure a controlled and homogeneous beam of light; and the glossy black polycarbonate cone reflectors provide an extreme, sharp-angled screening, all in a small footprint.

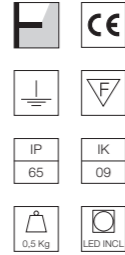
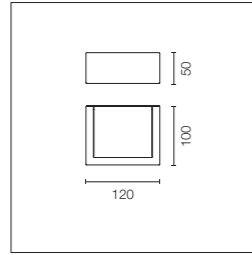
The optical unit is available in four different beam angles, allowing a wide range of uses and flexibility in the most varied architectural settings: both in the case of intense beams and diffuse light effects, optical control is always exceptional and spurious light is totally absent.

The luminaire can be installed in a drop ceiling using the supplied self-adjusting mounting brackets. The minimal thickness of the stop frame allows a perfect, aesthetic finish of the luminaire in the ceiling.

The accessory box for installation in galvanized steel for concreting is available for brick or reinforced concrete ceilings.

## Mile Wall 1 Asymmetric Up

**Mid - Power Led:** 4,9W - 427 lm ≠ \*FIXT 283 lm - 2700K/CRI 80 - 220-240V / 4,9W - 445 lm ≠ \*FIXT 294 lm - 3000K/CRI 80 - 220-240V / 4,9W - 462 lm ≠ \*FIXT 305 lm - 4000K/CRI 80 - 220-240V

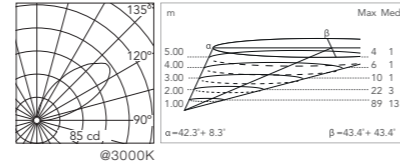


Sorgente luminosa a LED inclusa. Alimentazione elettrica 220-240V ON/OFF integrata. Dotato di doppio passacavo per collegamento entra-esce.

LED light source included. Integrated 220-240V ON/OFF electrical power. Equipped with double cable gland for electrical connection.

Versione 110V a richiesta.

110V version upon request.



### 2700K

- F015A21A000
- F015A21A001
- F015A21A006
- F015A21A012
- F015A21A018
- F015A21A030
- F015A21A033

### 3000K

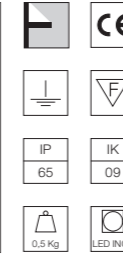
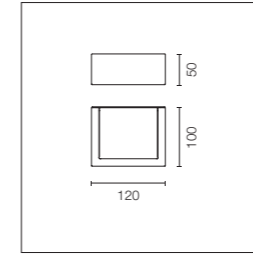
- F015A31A000
- F015A31A001
- F015A31A006
- F015A31A012
- F015A31A018
- F015A31A030
- F015A31A033

### 4000K

- F015A41A000
- F015A41A001
- F015A41A006
- F015A41A012
- F015A41A018
- F015A41A030
- F015A41A033

## Mile Wall 1 Washer Up

**Mid - Power Led:** 4,9W - 427 lm ≠ \*FIXT 291 lm - 2700K/CRI 80 - 220-240V / 4,9W - 445 lm ≠ \*FIXT 303 lm - 3000K/CRI 80 - 220-240V / 4,9W - 462 lm ≠ \*FIXT 314 lm - 4000K/CRI 80 - 220-240V

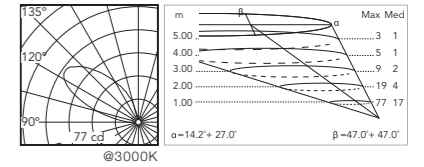


Sorgente luminosa a LED inclusa. Alimentazione elettrica 220-240V ON/OFF integrata. Dotato di doppio passacavo per collegamento entra-esce.

LED light source included. Integrated 220-240V ON/OFF electrical power. Equipped with double cable gland for electrical connection.

Versione 110V a richiesta.

110V version upon request.



### 2700K

- F015B21A000
- F015B21A001
- F015B21A006
- F015B21A012
- F015B21A018
- F015B21A030
- F015B21A033

### 3000K

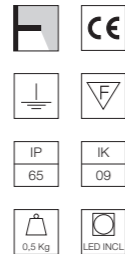
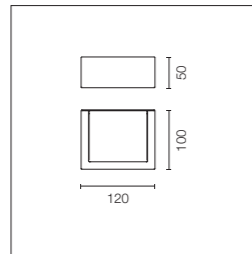
- F015B31A000
- F015B31A001
- F015B31A006
- F015B31A012
- F015B31A018
- F015B31A030
- F015B31A033

### 4000K

- F015B41A000
- F015B41A001
- F015B41A006
- F015B41A012
- F015B41A018
- F015B41A030
- F015B41A033

## Mile Wall 1 Asymmetric Down

**Mid - Power Led:** 4,9W - 427 lm ≠ \*FIXT 283 lm - 2700K/CRI 80 - 220-240V / 4,9W - 445 lm ≠ \*FIXT 294 lm - 3000K/CRI 80 - 220-240V / 4,9W - 462 lm ≠ \*FIXT 305 lm - 4000K/CRI 80 - 220-240V

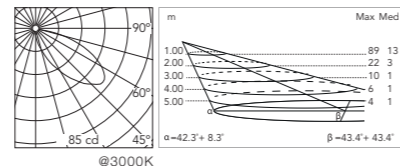


Sorgente luminosa a LED inclusa. Alimentazione elettrica 220-240V ON/OFF integrata. Dotato di doppio passacavo per collegamento entra-esce.

LED light source included. Integrated 220-240V ON/OFF electrical power. Equipped with double cable gland for electrical connection.

Versione 110V a richiesta.

110V version upon request.



### 2700K

- F015A22A000
- F015A22A001
- F015A22A006
- F015A22A012
- F015A22A018
- F015A22A030
- F015A22A033

### 3000K

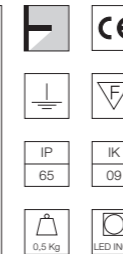
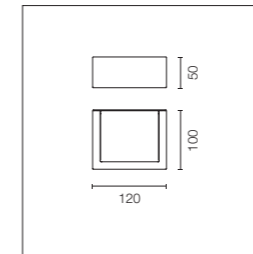
- F015A32A000
- F015A32A001
- F015A32A006
- F015A32A012
- F015A32A018
- F015A32A030
- F015A32A033

### 4000K

- F015A42A000
- F015A42A001
- F015A42A006
- F015A42A012
- F015A42A018
- F015A42A030
- F015A42A033

## Mile Wall 1 Washer Down

**Mid - Power Led:** 4,9W - 427 lm ≠ \*FIXT 291 lm - 2700K/CRI 80 - 220-240V / 4,9W - 445 lm ≠ \*FIXT 303 lm - 3000K/CRI 80 - 220-240V / 4,9W - 462 lm ≠ \*FIXT 314 lm - 4000K/CRI 80 - 220-240V

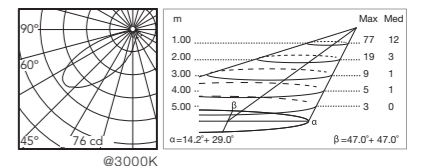


Sorgente luminosa a LED inclusa. Alimentazione elettrica 220-240V ON/OFF integrata. Dotato di doppio passacavo per collegamento entra-esce.

LED light source included. Integrated 220-240V ON/OFF electrical power. Equipped with double cable gland for electrical connection.

Versione 110V a richiesta.

110V version upon request.



### 2700K

- F015B22A000
- F015B22A001
- F015B22A006
- F015B22A012
- F015B22A018
- F015B22A030
- F015B22A033

### 3000K

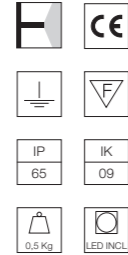
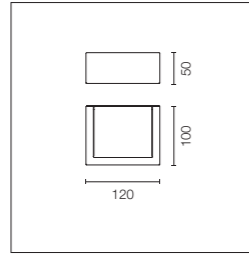
- F015B32A000
- F015B32A001
- F015B32A006
- F015B32A012
- F015B32A018
- F015B32A030
- F015B32A033

### 4000K

- F015B42A000
- F015B42A001
- F015B42A006
- F015B42A012
- F015B42A018
- F015B42A030
- F015B42A033

## Mile Wall 1 Asymmetric Up & Down

**Mid - Power Led:** 8,1W - 2x427 lm ≠ \*FIXT 2x291 lm - 2700K/CRI 80 - 220-240V / 8,1W - 2x445 lm ≠ \*FIXT 2x303 lm - 3000K/CRI 80 - 220-240V / 8,1W - 2x462 lm ≠ \*FIXT 2x314 lm - 4000K/CRI 80 - 220-240V



Sorgente luminosa a LED inclusa. Alimentazione elettrica 220-240V ON/OFF integrata. Dotato di doppio passacavo per collegamento entra-esce.

LED light source included. Integrated 220-240V ON/OFF electrical power. Equipped with double cable gland for electrical connection.

Versione 110V a richiesta.

110V version upon request.

### 2700K

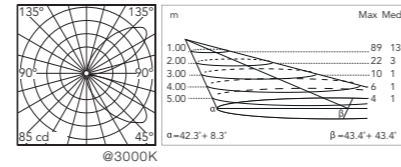
- F015A23A000
- F015A23A001
- F015A23A006
- F015A23A012
- F015A23A018
- F015A23A030
- F015A23A033

### 3000K

- F015A33A000
- F015A33A001
- F015A33A006
- F015A33A012
- F015A33A018
- F015A33A030
- F015A33A033

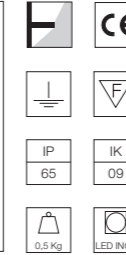
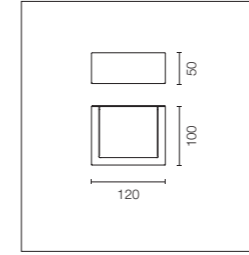
### 4000K

- F015A43A000
- F015A43A001
- F015A43A006
- F015A43A012
- F015A43A018
- F015A43A030
- F015A43A033



## Mile Wall 1 Washer Down + Asymmetric Up

**Mid - Power Led:** 8,1W - 2x427 lm ≠ \*FIXT 291+283 lm - 2700K/CRI 80 - 220-240V / 8,1W - 2x445 lm ≠ \*FIXT 303+294 lm - 3000K/CRI 80 - 220-240V / 8,1W - 2x462 lm ≠ \*FIXT 314+305 lm - 4000K/CRI 80 - 220-240V



Sorgente luminosa a LED inclusa. Alimentazione elettrica 220-240V ON/OFF integrata. Dotato di doppio passacavo per collegamento entra-esce.

LED light source included. Integrated 220-240V ON/OFF electrical power. Equipped with double cable gland for electrical connection.

Versione 110V a richiesta.

110V version upon request.

### 2700K

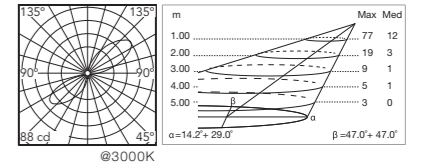
- F015C24A000
- F015C24A001
- F015C24A006
- F015C24A012
- F015C24A018
- F015C24A030
- F015C24A033

### 3000K

- F015C34A000
- F015C34A001
- F015C34A006
- F015C34A012
- F015C34A018
- F015C34A030
- F015C34A033

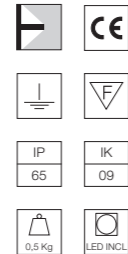
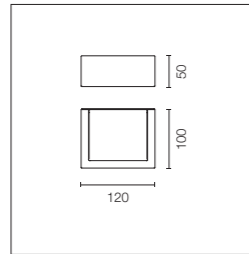
### 4000K

- F015C44A000
- F015C44A001
- F015C44A006
- F015C44A012
- F015C44A018
- F015C44A030
- F015C44A033



## Mile Wall 1 Washer Up & Down

**Mid - Power Led:** 8,1W - 2x427 lm ≠ \*FIXT 2x291 lm - 2700K/CRI 80 - 220-240V / 8,1W - 2x445 lm ≠ \*FIXT 2x303 lm - 3000K/CRI 80 - 220-240V / 8,1W - 2x462 lm ≠ \*FIXT 2x314 lm - 4000K/CRI 80 - 220-240V



Sorgente luminosa a LED inclusa. Alimentazione elettrica 220-240V ON/OFF integrata. Dotato di doppio passacavo per collegamento entra-esce.

LED light source included. Integrated 220-240V ON/OFF electrical power. Equipped with double cable gland for electrical connection.

Versione 110V a richiesta.

110V version upon request.

### 2700K

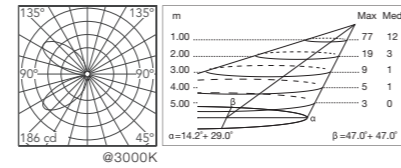
- F015B23A000
- F015B23A001
- F015B23A006
- F015B23A012
- F015B23A018
- F015B23A030
- F015B23A033

### 3000K

- F015B33A000
- F015B33A001
- F015B33A006
- F015B33A012
- F015B33A018
- F015B33A030
- F015B33A033

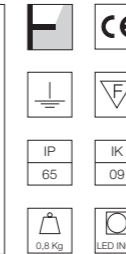
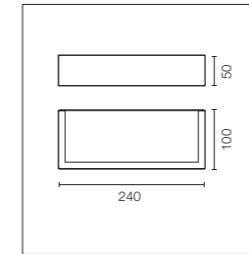

### 4000K

- F015B43A000
- F015B43A001
- F015B43A006
- F015B43A012
- F015B43A018
- F015B43A030
- F015B43A033



## Mile Wall 2 Asymmetric Up

**Mid - Power Led:** 7,8W - 838 lm ≠ \*FIXT 603 lm - 2700K/CRI 80 - 220-240V / 7,8W - 872 lm ≠ \*FIXT 627 lm - 3000K/CRI 80 - 220-240V / 7,8W - 905 lm ≠ \*FIXT 651 lm - 4000K/CRI 80 - 220-240V



Sorgente luminosa a LED inclusa. Alimentazione elettrica 220-240V ON/OFF e dimmarabile 1-10V o DALI integrata. Dotato di doppio passacavo per collegamento entra-esce.

LED light source included. Integrated 220-240V ON/OFF and 1-10V or DALI dimmable electrical power. Equipped with double cable gland for electrical connection.

Versione 110V a richiesta.

110V version upon request.

### 2700K

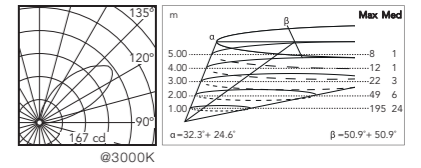
- Non Dimmable
- F015D21A000
  - F015D21A001
  - F015D21A006
  - F015D21A012
  - F015D21A018
  - F015D21A030
  - F015D21A033
- 1-10V
- F015D21B000
  - F015D21B001
  - F015D21B006
  - F015D21B012
  - F015D21B018
  - F015D21B030
  - F015D21B033
- Dali
- F015D21D000
  - F015D21D001
  - F015D21D006
  - F015D21D012
  - F015D21D018
  - F015D21D030
  - F015D21D033

### 3000K

- Non Dimmable
- F015D31A000
  - F015D31A001
  - F015D31A006
  - F015D31A012
  - F015D31A018
  - F015D31A030
  - F015D31A033
- 1-10V
- F015D31B000
  - F015D31B001
  - F015D31B006
  - F015D31B012
  - F015D31B018
  - F015D31B030
  - F015D31B033
- Dali
- F015D31D000
  - F015D31D001
  - F015D31D006
  - F015D31D012
  - F015D31D018
  - F015D31D030
  - F015D31D033

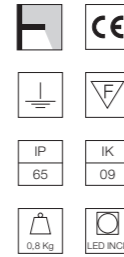
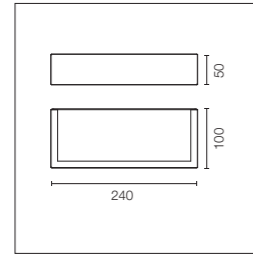

### 4000K

- Non Dimmable
- F015D41A000
  - F015D41A001
  - F015D41A006
  - F015D41A012
  - F015D41A018
  - F015D41A030
  - F015D41A033
- 1-10V
- F015D41B000
  - F015D41B001
  - F015D41B006
  - F015D41B012
  - F015D41B018
  - F015D41B030
  - F015D41B033
- Dali
- F015D41D000
  - F015D41D001
  - F015D41D006
  - F015D41D012
  - F015D41D018
  - F015D41D030
  - F015D41D033



## Mile Wall 2 Asymmetric Down

**Mid - Power Led:** 7,8W - 838 lm ≠ \*FIXT 603 lm - 2700K/CRI 80 - 220-240V / 7,8W - 872 lm ≠ \*FIXT 627 lm - 3000K/CRI 80 - 220-240V / 7,8W - 905 lm ≠ \*FIXT 651 lm - 4000K/CRI 80 - 220-240V



Sorgente luminosa a LED inclusa. Alimentazione elettrica 220-240V ON/OFF e dimmabile 1-10V o DALI integrata. Dotato di doppio passacavo per collegamento entra-escei.

LED light source included. Integrated 220-240V ON/OFF and 1-10V or DALI dimmable electrical power. Equipped with double cable gland for electrical connection.

Versione 110V a richiesta.

110V version upon request.

### 2700K

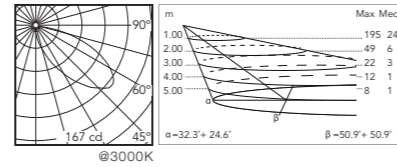
- Non Dimmable
- F015D22A000
  - F015D22A001
  - F015D22A006
  - F015D22A012
  - F015D22A018
  - F015D22A030
  - F015D22A033
- 1-10V
- F015D22B000
  - F015D22B001
  - F015D22B006
  - F015D22B012
  - F015D22B018
  - F015D22B030
  - F015D22B033
- Dali
- F015D22D000
  - F015D22D001
  - F015D22D006
  - F015D22D012
  - F015D22D018
  - F015D22D030
  - F015D22D033

### 3000K

- Non Dimmable
- F015D32A000
  - F015D32A001
  - F015D32A006
  - F015D32A012
  - F015D32A018
  - F015D32A030
  - F015D32A033
- 1-10V
- F015D32B000
  - F015D32B001
  - F015D32B006
  - F015D32B012
  - F015D32B018
  - F015D32B030
  - F015D32B033
- Dali
- F015D32D000
  - F015D32D001
  - F015D32D006
  - F015D32D012
  - F015D32D018
  - F015D32D030
  - F015D32D033

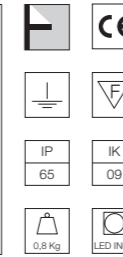
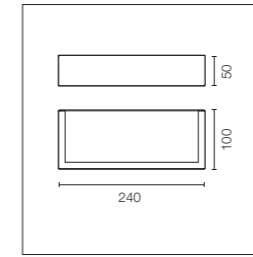

### 4000K

- Non Dimmable
- F015D42A000
  - F015D42A001
  - F015D42A006
  - F015D42A012
  - F015D42A018
  - F015D42A030
  - F015D42A033
- 1-10V
- F015D42B000
  - F015D42B001
  - F015D42B006
  - F015D42B012
  - F015D42B018
  - F015D42B030
  - F015D42B033
- Dali
- F015D42D000
  - F015D42D001
  - F015D42D006
  - F015D42D012
  - F015D42D018
  - F015D42D030
  - F015D42D033



## Mile Wall 2 Washer Up

**Mid - Power Led:** 6,4W - 661 lm ≠ \*FIXT 453 lm - 2700K/CRI 80 - 220-240V / 6,4W - 714 lm ≠ \*FIXT 471 lm - 3000K/CRI 80 - 220-240V / 6,4W - 714 lm ≠ \*FIXT 489 lm - 4000K/CRI 80 - 220-240V



Sorgente luminosa a LED inclusa. Alimentazione elettrica 220-240V ON/OFF e dimmabile 1-10V o DALI integrata. Dotato di doppio passacavo per collegamento entra-escei.

LED light source included. Integrated 220-240V ON/OFF and 1-10V or DALI dimmable electrical power. Equipped with double cable gland for electrical connection.

Versione 110V a richiesta.

110V version upon request.

### 2700K

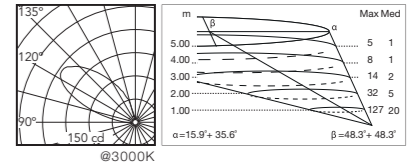
- Non Dimmable
- F015E21A000
  - F015E21A001
  - F015E21A006
  - F015E21A012
  - F015E21A018
  - F015E21A030
  - F015E21A033
- 1-10V
- F015E21B000
  - F015E21B001
  - F015E21B006
  - F015E21B012
  - F015E21B018
  - F015E21B030
  - F015E21B033
- Dali
- F015E21D000
  - F015E21D001
  - F015E21D006
  - F015E21D012
  - F015E21D018
  - F015E21D030
  - F015E21D033

### 3000K

- Non Dimmable
- F015E31A000
  - F015E31A001
  - F015E31A006
  - F015E31A012
  - F015E31A018
  - F015E31A030
  - F015E31A033
- 1-10V
- F015E31B000
  - F015E31B001
  - F015E31B006
  - F015E31B012
  - F015E31B018
  - F015E31B030
  - F015E31B033
- Dali
- F015E31D000
  - F015E31D001
  - F015E31D006
  - F015E31D012
  - F015E31D018
  - F015E31D030
  - F015E31D033

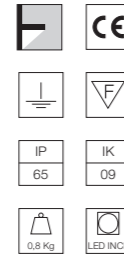
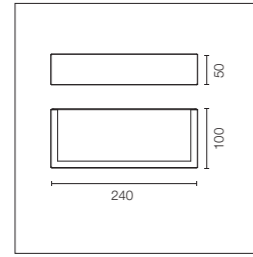

### 4000K

- Non Dimmable
- F015E41A000
  - F015E41A001
  - F015E41A006
  - F015E41A012
  - F015E41A018
  - F015E41A030
  - F015E41A033
- 1-10V
- F015E41B000
  - F015E41B001
  - F015E41B006
  - F015E41B012
  - F015E41B018
  - F015E41B030
  - F015E41B033
- Dali
- F015E41D000
  - F015E41D001
  - F015E41D006
  - F015E41D012
  - F015E41D018
  - F015E41D030
  - F015E41D033



## Mile Wall 2 Washer Down

**Mid - Power Led:** 6,4W - 661 lm ≠ \*FIXT 453 lm - 2700K/CRI 80 - 220-240V / 6,4W - 714 lm ≠ \*FIXT 471 lm - 3000K/CRI 80 - 220-240V / 6,4W - 714 lm ≠ \*FIXT 489 lm - 4000K/CRI 80 - 220-240V

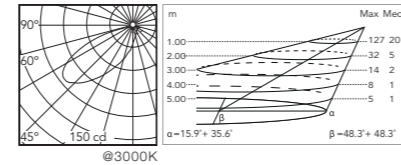


Sorgente luminosa a LED inclusa. Alimentazione elettrica 220-240V ON/OFF e dimmabile 1-10V o DALI integrata. Dotato di doppio passacavo per collegamento entra-esce.

LED light source included. Integrated 220-240V ON/OFF and 1-10V or DALI dimmable electrical power. Equipped with double cable gland for electrical connection.

110V version upon request.

Versione 110V a richiesta.



### 2700K

- Non Dimmable
- F015E22A000
  - F015E22A001
  - F015E22A006
  - F015E22A012
  - F015E22A018
  - F015E22A030
  - F015E22A033
- 1-10V
- F015E22B000
  - F015E22B001
  - F015E22B006
  - F015E22B012
  - F015E22B018
  - F015E22B030
  - F015E22B033
- Dali
- F015E22D000
  - F015E22D001
  - F015E22D006
  - F015E22D012
  - F015E22D018
  - F015E22D030
  - F015E22D033

### 3000K

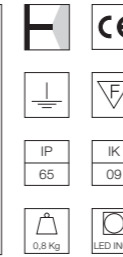
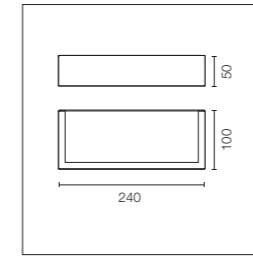

- Non Dimmable
- F015E32A000
  - F015E32A001
  - F015E32A006
  - F015E32A012
  - F015E32A018
  - F015E32A030
  - F015E32A033
- 1-10V
- F015E32B000
  - F015E32B001
  - F015E32B006
  - F015E32B012
  - F015E32B018
  - F015E32B030
  - F015E32B033
- Dali
- F015E32D000
  - F015E32D001
  - F015E32D006
  - F015E32D012
  - F015E32D018
  - F015E32D030
  - F015E32D033

### 4000K

- Non Dimmable
- F015E42A000
  - F015E42A001
  - F015E42A006
  - F015E42A012
  - F015E42A018
  - F015E42A030
  - F015E42A033
- 1-10V
- F015E42B000
  - F015E42B001
  - F015E42B006
  - F015E42B012
  - F015E42B018
  - F015E42B030
  - F015E42B033
- Dali
- F015E42D000
  - F015E42D001
  - F015E42D006
  - F015E42D012
  - F015E42D018
  - F015E42D030
  - F015E42D033

## Mile Wall 2 Asymmetric Up & Down

**Mid - Power Led:** 13,5W - 2x838 lm ≠ \*FIXT 2x603 lm - 2700K/CRI 80 - 220-240V / 13,5W - 2x872 lm ≠ \*FIXT 2x627 lm - 3000K/CRI 80 - 220-240V / 13,5W - 2x905 lm ≠ \*FIXT 2x651 lm - 4000K/CRI 80 - 220-240V

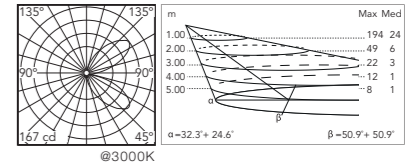


Sorgente luminosa a LED inclusa. Alimentazione elettrica 220-240V ON/OFF e dimmabile 1-10V o DALI integrata. Dotato di doppio passacavo per collegamento entra-esce.

LED light source included. Integrated 220-240V ON/OFF and 1-10V or DALI dimmable electrical power. Equipped with double cable gland for electrical connection.

110V version upon request.

Versione 110V a richiesta.



### 2700K

- Non Dimmable
- F015D23A000
  - F015D23A001
  - F015D23A006
  - F015D23A012
  - F015D23A018
  - F015D23A030
  - F015D23A033
- 1-10V
- F015D23B000
  - F015D23B001
  - F015D23B006
  - F015D23B012
  - F015D23B018
  - F015D23B030
  - F015D23B033
- Dali
- F015D23D000
  - F015D23D001
  - F015D23D006
  - F015D23D012
  - F015D23D018
  - F015D23D030
  - F015D23D033

### 3000K

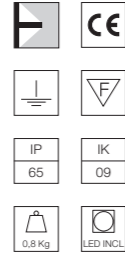
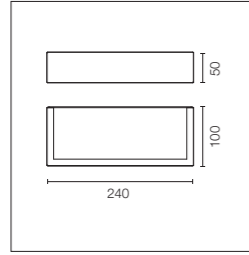
- Non Dimmable
- F015D33A000
  - F015D33A001
  - F015D33A006
  - F015D33A012
  - F015D33A018
  - F015D33A030
  - F015D33A033
- 1-10V
- F015D33B000
  - F015D33B001
  - F015D33B006
  - F015D33B012
  - F015D33B018
  - F015D33B030
  - F015D33B033
- Dali
- F015D33D000
  - F015D33D001
  - F015D33D006
  - F015D33D012
  - F015D33D018
  - F015D33D030
  - F015D33D033

### 4000K

- Non Dimmable
- F015D43A000
  - F015D43A001
  - F015D43A006
  - F015D43A012
  - F015D43A018
  - F015D43A030
  - F015D43A033
- 1-10V
- F015D43B000
  - F015D43B001
  - F015D43B006
  - F015D43B012
  - F015D43B018
  - F015D43B030
  - F015D43B033
- Dali
- F015D43D000
  - F015D43D001
  - F015D43D006
  - F015D43D012
  - F015D43D018
  - F015D43D030
  - F015D43D033

## Mile Wall 2 Washer Up & Down

**Mid - Power Led:** 10,5W - 2x661 lm ≠ \*FIXT 2x453 lm - 2700K/CRI 80 - 220-240V / 10,5W - 2x714 lm ≠ \*FIXT 2x471 lm - 3000K/CRI 80 - 220-240V / 10,5W - 2x714 lm ≠ \*FIXT 2x489 lm - 4000K/CRI 80 - 220-240V



Sorgente luminosa a LED inclusa. Alimentazione elettrica 220-240V ON/OFF e dimmarabile 1-10V o DALI integrata. Dotato di doppio passacavo per collegamento entra-escei.

LED light source included. Integrated 220-240V ON/OFF and 1-10V or DALI dimmable electrical power. Equipped with double cable gland for electrical connection.

110V version upon request.

Versione 110V a richiesta.

### 2700K

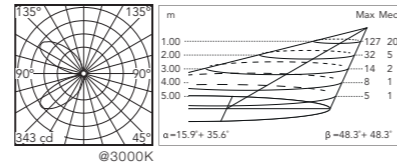
- Non Dimmable
- F015E23A000
  - F015E23A001
  - F015E23A006
  - F015E23A012
  - F015E23A018
  - F015E23A030
  - F015E23A033
- 1-10V
- F015E23B000
  - F015E23B001
  - F015E23B006
  - F015E23B012
  - F015E23B018
  - F015E23B030
  - F015E23B033
- Dali
- F015E23D000
  - F015E23D001
  - F015E23D006
  - F015E23D012
  - F015E23D018
  - F015E23D030
  - F015E23D033

### 3000K

- Non Dimmable
- F015E33A000
  - F015E33A001
  - F015E33A006
  - F015E33A012
  - F015E33A018
  - F015E33A030
  - F015E33A033
- 1-10V
- F015E33B000
  - F015E33B001
  - F015E33B006
  - F015E33B012
  - F015E33B018
  - F015E33B030
  - F015E33B033
- Dali
- F015E33D000
  - F015E33D001
  - F015E33D006
  - F015E33D012
  - F015E33D018
  - F015E33D030
  - F015E33D033

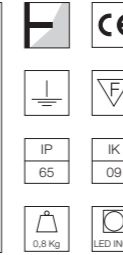
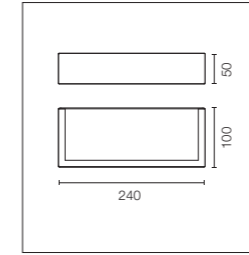
### 4000K

- Non Dimmable
- F015E43A000
  - F015E43A001
  - F015E43A006
  - F015E43A012
  - F015E43A018
  - F015E43A030
  - F015E43A033
- 1-10V
- F015E43B000
  - F015E43B001
  - F015E43B006
  - F015E43B012
  - F015E43B018
  - F015E43B030
  - F015E43B033
- Dali
- F015E43D000
  - F015E43D001
  - F015E43D006
  - F015E43D012
  - F015E43D018
  - F015E43D030
  - F015E43D033



## Mile Wall 2 Washer Down + Asymmetric Up

**Mid - Power Led:** 12W - 661+838 lm ≠ \*FIXT 453+603 lm - 2700K/CRI 80 - 220-240V / 12W - 2714+872 lm ≠ \*FIXT 471+627 lm - 3000K/CRI 80 - 220-240V / 12W - 714+905 lm ≠ \*FIXT 489+651 lm - 4000K/CRI 80 - 220-240V



Sorgente luminosa a LED inclusa. Alimentazione elettrica 220-240V ON/OFF e dimmarabile 1-10V o DALI integrata. Dotato di doppio passacavo per collegamento entra-escei.

LED light source included. Integrated 220-240V ON/OFF and 1-10V or DALI dimmable electrical power. Equipped with double cable gland for electrical connection.

110V version upon request.

Versione 110V a richiesta.

### 2700K

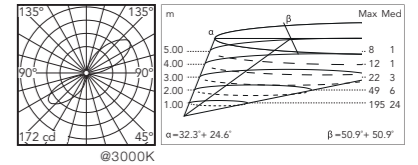
- Non Dimmable
- F015F24A000
  - F015F24A001
  - F015F24A006
  - F015F24A012
  - F015F24A018
  - F015F24A030
  - F015F24A033
- 1-10V
- F015F24B000
  - F015F24B001
  - F015F24B006
  - F015F24B012
  - F015F24B018
  - F015F24B030
  - F015F24B033
- Dali
- F015F24D000
  - F015F24D001
  - F015F24D006
  - F015F24D012
  - F015F24D018
  - F015F24D030
  - F015F24D033

### 3000K

- Non Dimmable
- F015F34A000
  - F015F34A001
  - F015F34A006
  - F015F34A012
  - F015F34A018
  - F015F34A030
  - F015F34A033
- 1-10V
- F015F34B000
  - F015F34B001
  - F015F34B006
  - F015F34B012
  - F015F34B018
  - F015F34B030
  - F015F34B033
- Dali
- F015F34D000
  - F015F34D001
  - F015F34D006
  - F015F34D012
  - F015F34D018
  - F015F34D030
  - F015F34D033

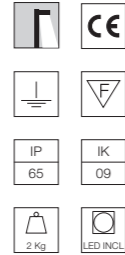
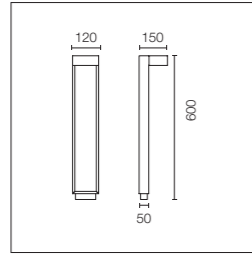
### 4000K

- Non Dimmable
- F015F44A000
  - F015F44A001
  - F015F44A006
  - F015F44A012
  - F015F44A018
  - F015F44A030
  - F015F44A033
- 1-10V
- F015F44B000
  - F015F44B001
  - F015F44B006
  - F015F44B012
  - F015F44B018
  - F015F44B030
  - F015F44B033
- Dali
- F015F44D000
  - F015F44D001
  - F015F44D006
  - F015F44D012
  - F015F44D018
  - F015F44D030
  - F015F44D033



## Mile Bollard 1 600 Mono

**Mid - Power Led:** 4,9W - 427 lm ≠ \*FIXT 283 lm - 2700K/CRI 80 - 220-240V / 4,9W - 445 lm ≠ \*FIXT 294 lm - 3000K/CRI 80 - 220-240V / 4,9W - 462 lm ≠ \*FIXT 305 lm - 4000K/CRI 80 - 220-240V



Sorgente luminosa a LED inclusa. Alimentazione elettrica 220-240V ON/OFF integrata. Dotato di uno spezzone di cavo uscente in neoprene e un sistema di giunzione IP68 H<sub>2</sub>O Stop anti-condensa a 2 vie. L'apparecchio è installabile su qualsiasi pavimento per mezzo di tasselli. Piastra di ancoraggio per l'installazione su pavimentazione da gettare con plinto di cemento da ordinare separatamente.

LED light source included. Integrated 220-240V ON/OFF electrical power. Equipped with a length of neoprene cable and an IP68 2-way anti-condensation H<sub>2</sub>O stop seal system. The device may be installed on any flooring with anchors. Anchoring plate for installation on flooring laid over concrete sold separately.

110V version upon request.

Versione 110V a richiesta.

### 2700K

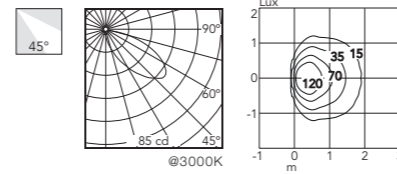
- F015G21A001
- F015G21A006
- F015G21A012
- F015G21A018
- F015G21A030
- F015G21A033

### 3000K

- F015G31A001
- F015G31A006
- F015G31A012
- F015G31A018
- F015G31A030
- F015G31A033

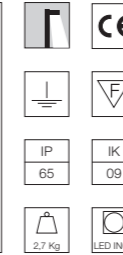
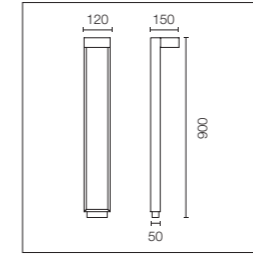
### 4000K

- F015G41A001
- F015G41A006
- F015G41A012
- F015G41A018
- F015G41A030
- F015G41A033



## Mile Bollard 1 900 Mono

**Mid - Power Led:** 4,9W - 427 lm ≠ \*FIXT 283 lm - 2700K/CRI 80 - 220-240V / 4,9W - 445 lm ≠ \*FIXT 294 lm - 3000K/CRI 80 - 220-240V / 4,9W - 462 lm ≠ \*FIXT 305 lm - 4000K/CRI 80 - 220-240V



Sorgente luminosa a LED inclusa. Alimentazione elettrica 220-240V ON/OFF integrata. Dotato di uno spezzone di cavo uscente in neoprene e un sistema di giunzione IP68 H<sub>2</sub>O Stop anti-condensa a 2 vie. L'apparecchio è installabile su qualsiasi pavimento per mezzo di tasselli. Piastra di ancoraggio per l'installazione su pavimentazione da gettare con plinto di cemento da ordinare separatamente.

LED light source included. Integrated 220-240V ON/OFF electrical power. Equipped with a length of neoprene cable and an IP68 2-way anti-condensation H<sub>2</sub>O stop seal system. The device may be installed on any flooring with anchors. Anchoring plate for installation on flooring laid over concrete sold separately.

110V version upon request.

Versione 110V a richiesta.

### 2700K

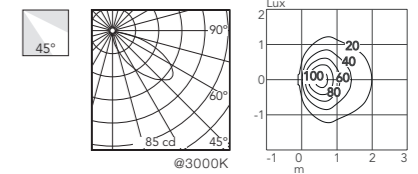
- F015H21A001
- F015H21A006
- F015H21A012
- F015H21A018
- F015H21A030
- F015H21A033

### 3000K

- F015H31A001
- F015H31A006
- F015H31A012
- F015H31A018
- F015H31A030
- F015H31A033

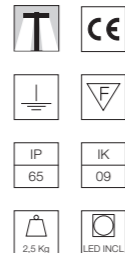
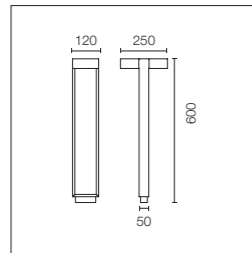
### 4000K

- F015H41A001
- F015H41A006
- F015H41A012
- F015H41A018
- F015H41A030
- F015H41A033



## Mile Bollard 1 600 Double

**Mid - Power Led:** 9,8W - 2x427 lm ≠ \*FIXT 2x283 lm - 2700K/CRI 80 - 220-240V / 9,8W - 2x445 lm ≠ \*FIXT 2x294 lm - 3000K/CRI 80 - 220-240V / 9,8W - 2x462 lm ≠ \*FIXT 2x305 lm - 4000K/CRI 80 - 220-240V



Sorgente luminosa a LED inclusa. Alimentazione elettrica 220-240V ON/OFF integrata. Dotato di uno spezzone di cavo uscente in neoprene e un sistema di giunzione IP68 H<sub>2</sub>O Stop anti-condensa a 2 vie. L'apparecchio è installabile su qualsiasi pavimento per mezzo di tasselli. Piastra di ancoraggio per l'installazione su pavimentazione da gettare con plinto di cemento da ordinare separatamente.

LED light source included. Integrated 220-240V ON/OFF electrical power. Equipped with a length of neoprene cable and an IP68 2-way anti-condensation H<sub>2</sub>O stop seal system. The device may be installed on any flooring with anchors. Anchoring plate for installation on flooring laid over concrete sold separately.

110V version upon request.

Versione 110V a richiesta.

### 2700K

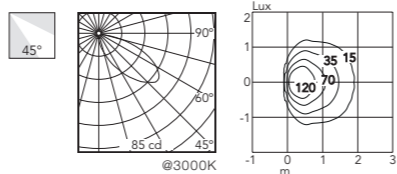
- F015G22A001
- F015G22A006
- F015G22A012
- F015G22A018
- F015G22A030
- F015G22A033

### 3000K

- F015G32A001
- F015G32A006
- F015G32A012
- F015G32A018
- F015G32A030
- F015G32A033

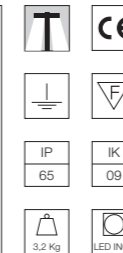
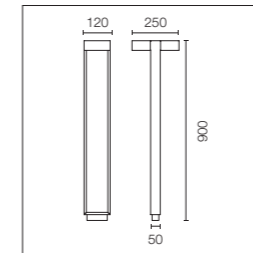
### 4000K

- F015G42A001
- F015G42A006
- F015G42A012
- F015G42A018
- F015G42A030
- F015G42A033



## Mile Bollard 1 900 Double

**Mid - Power Led:** 9,8W - 2x427 lm ≠ \*FIXT 2x283 lm - 2700K/CRI 80 - 220-240V / 9,8W - 2x445 lm ≠ \*FIXT 2x294 lm - 3000K/CRI 80 - 220-240V / 9,8W - 2x462 lm ≠ \*FIXT 2x305 lm - 4000K/CRI 80 - 220-240V



Sorgente luminosa a LED inclusa. Alimentazione elettrica 220-240V ON/OFF integrata. Dotato di uno spezzone di cavo uscente in neoprene e un sistema di giunzione IP68 H<sub>2</sub>O Stop anti-condensa a 2 vie. L'apparecchio è installabile su qualsiasi pavimento per mezzo di tasselli. Piastra di ancoraggio per l'installazione su pavimentazione da gettare con plinto di cemento da ordinare separatamente.

LED light source included. Integrated 220-240V ON/OFF electrical power. Equipped with a length of neoprene cable and an IP68 2-way anti-condensation H<sub>2</sub>O stop seal system. The device may be installed on any flooring with anchors. Anchoring plate for installation on flooring laid over concrete sold separately.

110V version upon request.

Versione 110V a richiesta.

### 2700K

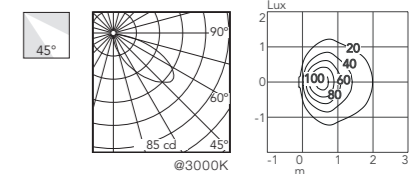
- F015H22A001
- F015H22A006
- F015H22A012
- F015H22A018
- F015H22A030
- F015H22A033

### 3000K

- F015H32A001
- F015H32A006
- F015H32A012
- F015H32A018
- F015H32A030
- F015H32A033

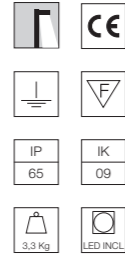
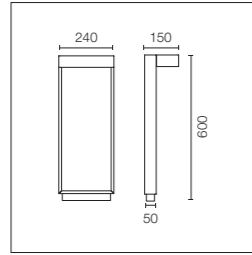
### 4000K

- F015H42A001
- F015H42A006
- F015H42A012
- F015H42A018
- F015H42A030
- F015H42A033



## Mile Bollard 2 600 Mono

**Mid - Power Led:** 7,8W - 838 lm ≠ \*FIXT 603 lm - 2700K/CRI 80 - 220-240V / 7,8W - 872 lm ≠ \*FIXT 627 lm - 3000K/CRI 80 - 220-240V / 7,8W - 905 lm ≠ \*FIXT 651 lm - 4000K/CRI 80 - 220-240V



Sorgente luminosa a LED inclusa. Alimentazione elettrica 220-240V ON/OFF integrata. Dotato di uno spezzone di cavo uscente in neoprene e un sistema di giunzione IP68 H<sub>2</sub>O Stop anti-condensa a 2 vie. L'apparecchio è installabile su qualsiasi pavimento per mezzo di tasselli. Piastra di ancoraggio per l'installazione su pavimentazione da gettare con plinto di cemento da ordinare separatamente.

LED light source included. Integrated 220-240V ON/OFF electrical power. Equipped with a length of neoprene cable and an IP68 2-way anti-condensation H<sub>2</sub>O stop seal system. The device may be installed on any flooring with anchors. Anchoring plate for installation on flooring laid over concrete sold separately.

110V version upon request.

Versione 110V a richiesta.

### 2700K

Non Dimmable

- F015J21A001
- F015J21A006
- F015J21A012
- F015J21A018
- F015J21A030
- F015J21A033

1-10V

- F015J21B001
- F015J21B006
- F015J21B012
- F015J21B018
- F015J21B030
- F015J21B033

Dali

- F015J21D001
- F015J21D006
- F015J21D012
- F015J21D018
- F015J21D030
- F015J21D033

### 3000K

Non Dimmable

- F015J31A001
- F015J31A006
- F015J31A012
- F015J31A018
- F015J31A030
- F015J31A033

1-10V

- F015J31B001
- F015J31B006
- F015J31B012
- F015J31B018
- F015J31B030
- F015J31B033

Dali

- F015J31D001
- F015J31D006
- F015J31D012
- F015J31D018
- F015J31D030
- F015J31D033

### 4000K

Non Dimmable

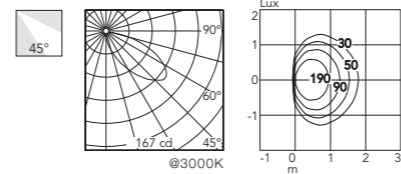
- F015J41A001
- F015J41A006
- F015J41A012
- F015J41A018
- F015J41A030
- F015J41A033

1-10V

- F015J41B001
- F015J41B006
- F015J41B012
- F015J41B018
- F015J41B030
- F015J41B033

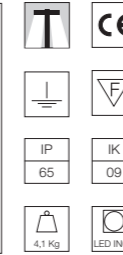
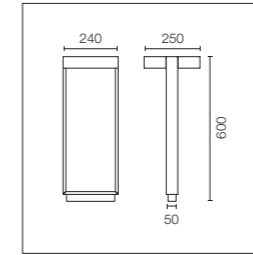
Dali

- F015J41D001
- F015J41D006
- F015J41D012
- F015J41D018
- F015J41D030
- F015J41D033



## Mile Bollard 2 600 Double

**Mid - Power Led:** 15,6W - 2x838 lm ≠ \*FIXT 2x603 lm - 2700K/CRI 80 - 220-240V / 15,6W - 2x872 lm ≠ \*FIXT 2x627 lm - 3000K/CRI 80 - 220-240V / 15,6W - 2x905 lm ≠ \*FIXT 2x651 lm - 4000K/CRI 80 - 220-240V



Sorgente luminosa a LED inclusa. Alimentazione elettrica 220-240V ON/OFF integrata. Dotato di uno spezzone di cavo uscente in neoprene e un sistema di giunzione IP68 H<sub>2</sub>O Stop anti-condensa a 2 vie. L'apparecchio è installabile su qualsiasi pavimento per mezzo di tasselli. Piastra di ancoraggio per l'installazione su pavimentazione da gettare con plinto di cemento da ordinare separatamente.

LED light source included. Integrated 220-240V ON/OFF electrical power. Equipped with a length of neoprene cable and an IP68 2-way anti-condensation H<sub>2</sub>O stop seal system. The device may be installed on any flooring with anchors. Anchoring plate for installation on flooring laid over concrete sold separately.

110V version upon request.

Versione 110V a richiesta.

### 2700K

Non Dimmable

- F015J22A001
- F015J22A006
- F015J22A012
- F015J22A018
- F015J22A030
- F015J22A033

1-10V

- F015J22B001
- F015J22B006
- F015J22B012
- F015J22B018
- F015J22B030
- F015J22B033

Dali

- F015J22D001
- F015J22D006
- F015J22D012
- F015J22D018
- F015J22D030
- F015J22D033

### 3000K

Non Dimmable

- F015J32A001
- F015J32A006
- F015J32A012
- F015J32A018
- F015J32A030
- F015J32A033

1-10V

- F015J32B001
- F015J32B006
- F015J32B012
- F015J32B018
- F015J32B030
- F015J32B033

Dali

- F015J32D001
- F015J32D006
- F015J32D012
- F015J32D018
- F015J32D030
- F015J32D033

### 4000K

Non Dimmable

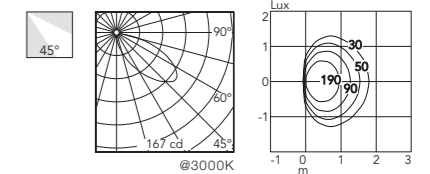
- F015J42A001
- F015J42A006
- F015J42A012
- F015J42A018
- F015J42A030
- F015J42A033

1-10V

- F015J42B001
- F015J42B006
- F015J42B012
- F015J42B018
- F015J42B030
- F015J42B033

Dali

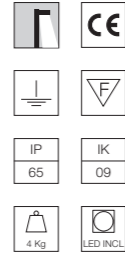
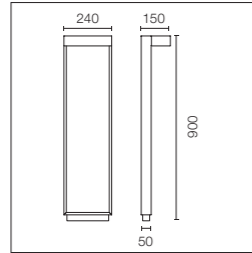
- F015J42D001
- F015J42D006
- F015J42D012
- F015J42D018
- F015J42D030
- F015J42D033





## Mile Bollard 2 900 Mono

**Mid - Power Led:** 7,8W - 838 lm ≠ \*FIXT 603 lm - 2700K/CRI 80 - 220-240V / 7,8W - 872 lm ≠ \*FIXT 627 lm - 3000K/CRI 80 - 220-240V / 7,8W - 905 lm ≠ \*FIXT 651 lm - 4000K/CRI 80 - 220-240V



Sorgente luminosa a LED inclusa. Alimentazione elettrica 220-240V ON/OFF e dimmerabile 1-10V e DALI integrata. Dotato di uno spezzone di cavo uscente in neoprene e un sistema di giunzione IP68 H<sub>2</sub>O Stop anti-condensa a 2 vie. L'apparecchio è installabile su qualsiasi pavimento per mezzo di tasselli. Piastra di ancoraggio per l'installazione su pavimentazione da gettare con plinto di cemento da ordinare separatamente.

LED light source included. Integrated 220-240V ON/OFF and 1-10V or DALI dimmable electrical power. Equipped with a length of neoprene cable and an IP68 2-way anti-condensation H<sub>2</sub>O stop seal system. The device may be installed on any flooring with anchors. Anchoring plate for installation on flooring laid over concrete sold separately.

110V version upon request.

Versione 110V a richiesta.

### 2700K

Non Dimmable

- F015K21A001
- F015K21A006
- F015K21A012
- F015K21A018
- F015K21A030
- F015K21A033

1-10V

- F015K21B001
- F015K21B006
- F015K21B012
- F015K21B018
- F015K21B030
- F015K21B033

Dali

- F015K21D001
- F015K21D006
- F015K21D012
- F015K21D018
- F015K21D030
- F015K21D033

### 3000K

Non Dimmable

- F015K31A001
- F015K31A006
- F015K31A012
- F015K31A018
- F015K31A030
- F015K31A033

1-10V

- F015K31B001
- F015K31B006
- F015K31B012
- F015K31B018
- F015K31B030
- F015K31B033

Dali

- F015K31D001
- F015K31D006
- F015K31D012
- F015K31D018
- F015K31D030
- F015K31D033

### 4000K

Non Dimmable

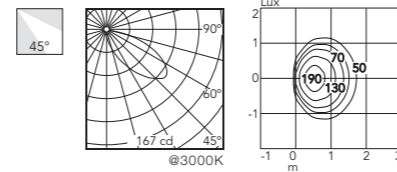
- F015K41A001
- F015K41A006
- F015K41A012
- F015K41A018
- F015K41A030
- F015K41A033

1-10V

- F015K41B001
- F015K41B006
- F015K41B012
- F015K41B018
- F015K41B030
- F015K41B033

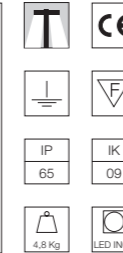
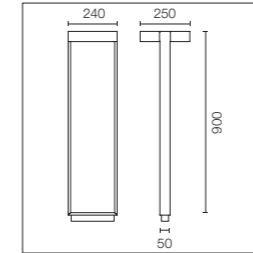
Dali

- F015K41D001
- F015K41D006
- F015K41D012
- F015K41D018
- F015K41D030
- F015K41D033



## Mile Bollard 2 900 Double

**Mid - Power Led:** 15,6W - 2x838 lm ≠ \*FIXT 2x603 lm - 2700K/CRI 80 - 220-240V / 15,6W - 2x872 lm ≠ \*FIXT 2x627 lm - 3000K/CRI 80 - 220-240V / 15,6W - 2x905 lm ≠ \*FIXT 2x651 lm - 4000K/CRI 80 - 220-240V



Sorgente luminosa a LED inclusa. Alimentazione elettrica 220-240V ON/OFF E DIMMERABILE 1-10V E DALI integrata. Dotato di uno spezzone di cavo uscente in neoprene e un sistema di giunzione IP68 H<sub>2</sub>O Stop anti-condensa a 2 vie. L'apparecchio è installabile su qualsiasi pavimento per mezzo di tasselli. Piastra di ancoraggio per l'installazione su pavimentazione da gettare con plinto di cemento da ordinare separatamente.

LED light source included. Integrated 220-240V ON/OFF electrical power. Equipped with a length of neoprene cable and an IP68 2-way anti-condensation H<sub>2</sub>O stop seal system. The device may be installed on any flooring with anchors. Anchoring plate for installation on flooring laid over concrete sold separately.

110V version upon request.

Versione 110V a richiesta.

### 2700K

Non Dimmable

- F015K22A001
- F015K22A006
- F015K22A012
- F015K22A018
- F015K22A030
- F015K22A033

1-10V

- F015K22B001
- F015K22B006
- F015K22B012
- F015K22B018
- F015K22B030
- F015K22B033

Dali

- F015K22D001
- F015K22D006
- F015K22D012
- F015K22D018
- F015K22D030
- F015K22D033

### 3000K

Non Dimmable

- F015K32A001
- F015K32A006
- F015K32A012
- F015K32A018
- F015K32A030
- F015K32A033

1-10V

- F015K32B001
- F015K32B006
- F015K32B012
- F015K32B018
- F015K32B030
- F015K32B033

Dali

- F015K32D001
- F015K32D006
- F015K32D012
- F015K32D018
- F015K32D030
- F015K32D033

### 4000K

Non Dimmable

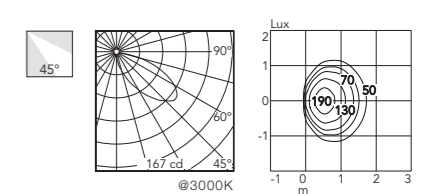
- F015K42A001
- F015K42A006
- F015K42A012
- F015K42A018
- F015K42A030
- F015K42A033

1-10V

- F015K42B001
- F015K42B006
- F015K42B012
- F015K42B018
- F015K42B030
- F015K42B033

Dali

- F015K42D001
- F015K42D006
- F015K42D012
- F015K42D018
- F015K42D030
- F015K42D033




## Accessori / Accessories

Dispositivo di protezione per il sovraccarico. 275 Vac. Corrente massima di scarica 10KA (8/29us). Massima corrente operativa 5A. Adatto per la connessione in serie. IP66.

Surge protection device. 275Vac. Maximum discharge current 10KA (8/20us). Maximum operating current 5A. Suitable for series connection. IP66.

Mile Bollard  
F990E00A000



Piastra tirafondi.

Base plate with bolt.

Mile Bollard 1  
F015Z000000



Piastra tirafondi.

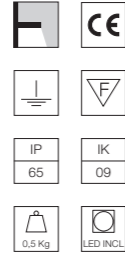
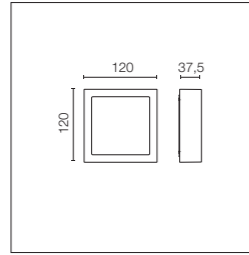
Base plate with bolt.

Mile Bollard 2  
F015Z010000



## Mile Path 1

**Mid - Power Led:** 3,7W - 427 lm  $\neq$  FIXT 143 lm - 2700K/CRI>80 - 220-240V / 3,7W - 445 lm  $\neq$  FIXT 147 lm - 3000K/CRI>80 - 220-240V / 3,7W - 462 lm  $\neq$  FIXT 151 lm - 4000/CRI>80 - 220-240V



Sorgente luminosa a LED inclusa. Alimentazione elettrica 220-240V ON/OFF integrata. Dotato di doppio passacavo per collegamento entra-esce. Staffa di fissaggio inclusa.

LED light source included. Integrated 220-240 V ON/OFF electrical power. Equipped with double cable gland for inlet and outlet connection. Fixing bracket included.

110V version upon request

Versione 110V a richiesta.

### 2700K

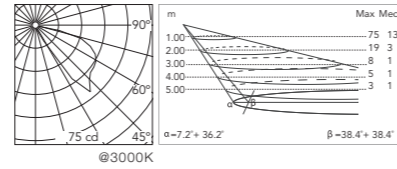
- F015L20A000
- F015L20A001
- F015L20A006
- F015L20A012
- F015L20A018
- F015L20A030
- F015L20A033

### 3000K

- F015L30A000
- F015L30A001
- F015L30A006
- F015L30A012
- F015L30A018
- F015L30A030
- F015L30A033

### 4000K

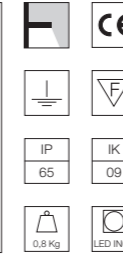
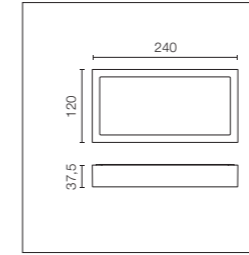
- F015L40A000
- F015L40A001
- F015L40A006
- F015L40A012
- F015L40A018
- F015L40A030
- F015L40A033



\* Dati tecnici e fotometrie preliminari. / Preliminary technical specs and photometries.

## Mile Path 2

**Mid - Power Led:** 7,6W - 838 lm  $\neq$  FIXT 292 lm - 2700K/CRI>80 - 220-240V / 7,6W - 872 lm  $\neq$  FIXT 296 lm - 3000K/CRI>80 - 220-240V / 7,6W - 905 lm  $\neq$  FIXT 300 lm - 4000/CRI>80 - 220-240V



Sorgente luminosa a LED inclusa. Alimentazione elettrica 220-240V ON/OFF integrata e dimmabile 1-10V o DALI integrata. Dotata di passacavo per collegamento di sicurezza a tenuta IP. Staffa di fissaggio inclusa.

LED light source included. Integrated 220-240V ON/OFF and 1-10V/DALI dimmable electrical power. Equipped with a cable gland for safety connection with IP tightness. Fixing bracket included.

110V version upon request

Versione 110V a richiesta.

### 2700K

Non Dimmable

- F015M20A000
- F015M20A001
- F015M20A006
- F015M20A012
- F015M20A018
- F015M20A030
- F015M20A033
- 1-10V
- F015M20B000
- F015M20B001
- F015M20B006
- F015M20B012
- F015M20B018
- F015M20B030
- F015M20B033
- Dali
- F015M20D000
- F015M20D001
- F015M20D006
- F015M20D012
- F015M20D018
- F015M20D030
- F015M20D033

### 3000K

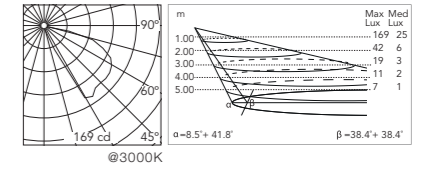
Non Dimmable

- F015M30A000
- F015M30A001
- F015M30A006
- F015M30A012
- F015M30A018
- F015M30A030
- F015M30A033
- 1-10V
- F015M30B000
- F015M30B001
- F015M30B006
- F015M30B012
- F015M30B018
- F015M30B030
- F015M30B033
- Dali
- F015M30D000
- F015M30D001
- F015M30D006
- F015M30D012
- F015M30D018
- F015M30D030
- F015M30D033

### 4000K

Non Dimmable

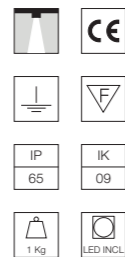
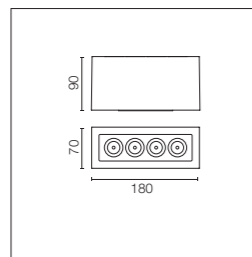
- F015M40A000
- F015M40A001
- F015M40A006
- F015M40A012
- F015M40A018
- F015M40A030
- F015M40A033
- 1-10V
- F015M40B000
- F015M40B001
- F015M40B006
- F015M40B012
- F015M40B018
- F015M40B030
- F015M40B033
- Dali
- F015M40D000
- F015M40D001
- F015M40D006
- F015M40D012
- F015M40D018
- F015M40D030
- F015M40D033



\* Dati tecnici e fotometrie preliminari. / Preliminary technical specs and photometries.

**Mile Ceiling 1**

**Mid - Power Led:** 9,6W - 1042 lm ≠ FIXT 716 lm - 2700K/CRI>80 - 220-240V / 9,6W - 1120 lm ≠ FIXT 770 lm - 3000K/CRI>80 - 220-240V / 9,6W - 1198 lm ≠ FIXT 824 lm - 4000K/CRI>80 - 220-240V

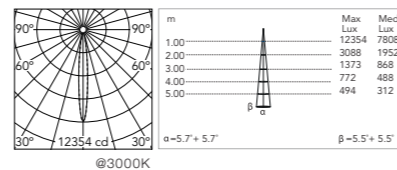


Sorgente luminosa a LED inclusa. Alimentazione elettrica 220-240V ON/OFF integrata e dimmabile 1-10V o DALI integrata. Dotata di passacavo per collegamento di sicurezza a tenuta IP. Staffa di fissaggio inclusa.

LED light source included. Integrated 220-240V ON/OFF and 1-10V/DALI dimmable electrical power. Equipped with a cable gland for safety connection with IP tightness. Fixing bracket included.

Versione 110V a richiesta.

110V version upon request.



**Optic Spot 2700K**

Non Dimmable

- F030A21A000
- F030A21A001
- F030A21A006
- F030A21A012
- F030A21A018
- F030A21A030
- F030A21A033

1-10V

- F030A21B000
- F030A21B001
- F030A21B006
- F030A21B012
- F030A21B018
- F030A21B030
- F030A21B033

Dali

- F030A21D000
- F030A21D001
- F030A21D006
- F030A21D012
- F030A21D018
- F030A21D030
- F030A21D033

**3000K**

Non Dimmable

- F030A31A000
- F030A31A001
- F030A31A006
- F030A31A012
- F030A31A018
- F030A31A030
- F030A31A033

1-10V

- F030A31B000
- F030A31B001
- F030A31B006
- F030A31B012
- F030A31B018
- F030A31B030
- F030A31B033

Dali

- F030A31D000
- F030A31D001
- F030A31D006
- F030A31D012
- F030A31D018
- F030A31D030
- F030A31D033

**4000K**

Non Dimmable

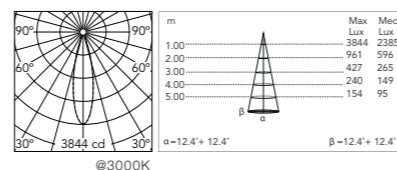
- F030A41A000
- F030A41A001
- F030A41A006
- F030A41A012
- F030A41A018
- F030A41A030
- F030A41A033

1-10V

- F030A41B000
- F030A41B001
- F030A41B006
- F030A41B012
- F030A41B018
- F030A41B030
- F030A41B033

Dali

- F030A41D000
- F030A41D001
- F030A41D006
- F030A41D012
- F030A41D018
- F030A41D030
- F030A41D033



**Optic Medium 2700K**

Non Dimmable

- F030A22A000
- F030A22A001
- F030A22A006
- F030A22A012
- F030A22A018
- F030A22A030
- F030A22A033

1-10V

- F030A22B000
- F030A22B001
- F030A22B006
- F030A22B012
- F030A22B018
- F030A22B030
- F030A22B033

Dali

- F030A22D000
- F030A22D001
- F030A22D006
- F030A22D012
- F030A22D018
- F030A22D030
- F030A22D033

**3000K**

Non Dimmable

- F030A32A000
- F030A32A001
- F030A32A006
- F030A32A012
- F030A32A018
- F030A32A030
- F030A32A033

1-10V

- F030A32B000
- F030A32B001
- F030A32B006
- F030A32B012
- F030A32B018
- F030A32B030
- F030A32B033

Dali

- F030A32D000
- F030A32D001
- F030A32D006
- F030A32D012
- F030A32D018
- F030A32D030
- F030A32D033

**4000K**

Non Dimmable

- F030A42A000
- F030A42A001
- F030A42A006
- F030A42A012
- F030A42A018
- F030A42A030
- F030A42A033

1-10V

- F030A42B000
- F030A42B001
- F030A42B006
- F030A42B012
- F030A42B018
- F030A42B030
- F030A42B033

Dali

- F030A42D000
- F030A42D001
- F030A42D006
- F030A42D012
- F030A42D018
- F030A42D030
- F030A42D033

**Optic Flood 2700K**

Non Dimmable

- F030A23A000
- F030A23A001
- F030A23A006
- F030A23A012
- F030A23A018
- F030A23A030
- F030A23A033

1-10V

- F030A23B000
- F030A23B001
- F030A23B006
- F030A23B012
- F030A23B018
- F030A23B030
- F030A23B033

Dali

- F030A23D000
- F030A23D001
- F030A23D006
- F030A23D012
- F030A23D018
- F030A23D030
- F030A23D033

**3000K**

Non Dimmable

- F030A33A000
- F030A33A001
- F030A33A006
- F030A33A012
- F030A33A018
- F030A33A030
- F030A33A033

1-10V

- F030A33B000
- F030A33B001
- F030A33B006
- F030A33B012
- F030A33B018
- F030A33B030
- F030A33B033

Dali

- F030A33D000
- F030A33D001
- F030A33D006
- F030A33D012
- F030A33D018
- F030A33D030
- F030A33D033

**4000K**

Non Dimmable

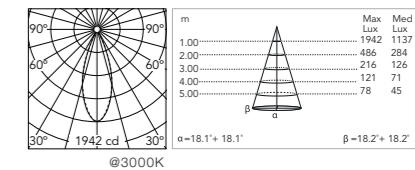
- F030A43A000
- F030A43A001
- F030A43A006
- F030A43A012
- F030A43A018
- F030A43A030
- F030A43A033

1-10V

- F030A43B000
- F030A43B001
- F030A43B006
- F030A43B012
- F030A43B018
- F030A43B030
- F030A43B033

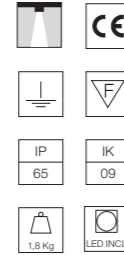
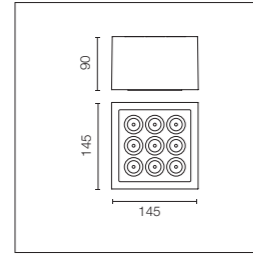
Dali

- F030A43D000
- F030A43D001
- F030A43D006
- F030A43D012
- F030A43D018
- F030A43D030
- F030A43D033



## Mile Ceiling 2

Mid - Power Led: 16W - 1905 lm ≠ FIXT 1310 lm - 2700K/CRI>80 - 220-240V / 16W - 2049 lm ≠ FIXT 1409 lm - 3000K/CRI>80 - 220-240V / 16W - 2192 lm ≠ FIXT 1508 lm - 4000K/CRI>80 - 220-240V



Sorgente luminosa a LED inclusa. Alimentazione elettrica 220-240V ON/OFF integrata e dimmabile 1-10V o DALI integrata. Dotato di doppio passacavo per collegamento entra-esce. Staffa di fissaggio inclusa.

LED light source included. Integrated 220-240V ON/OFF and 1-10V/DALI dimmable electrical power. Equipped with double cable gland for inlet and outlet connection. Fixing bracket included.

110V version upon request.

Versione 110V a richiesta.

### Optic Spot 2700K

Non Dimmable

- F030C21A000
- F030C21A001
- F030C21A006
- F030C21A012
- F030C21A018
- F030C21A030
- F030C21A033

1-10V

- F030C21B000
- F030C21B001
- F030C21B006
- F030C21B012
- F030C21B018
- F030C21B030
- F030C21B033

Dali

- F030C21D000
- F030C21D001
- F030C21D006
- F030C21D012
- F030C21D018
- F030C21D030
- F030C21D033

### 3000K

Non Dimmable

- F030C31A000
- F030C31A001
- F030C31A006
- F030C31A012
- F030C31A018
- F030C31A030
- F030C31A033

1-10V

- F030C31B000
- F030C31B001
- F030C31B006
- F030C31B012
- F030C31B018
- F030C31B030
- F030C31B033

Dali

- F030C31D000
- F030C31D001
- F030C31D006
- F030C31D012
- F030C31D018
- F030C31D030
- F030C31D033

### 4000K

Non Dimmable

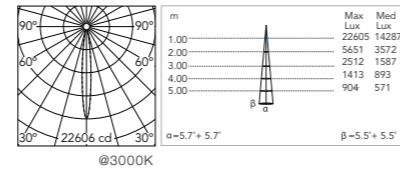
- F030C41A000
- F030C41A001
- F030C41A006
- F030C41A012
- F030C41A018
- F030C41A030
- F030C41A033

1-10V

- F030C41B000
- F030C41B001
- F030C41B006
- F030C41B012
- F030C41B018
- F030C41B030
- F030C41B033

Dali

- F030C41D000
- F030C41D001
- F030C41D006
- F030C41D012
- F030C41D018
- F030C41D030
- F030C41D033



### Optic Medium 2700K

Non Dimmable

- F030C22A000
- F030C22A001
- F030C22A006
- F030C22A012
- F030C22A018
- F030C22A030
- F030C22A033

1-10V

- F030C22B000
- F030C22B001
- F030C22B006
- F030C22B012
- F030C22B018
- F030C22B030
- F030C22B033

Dali

- F030C22D000
- F030C22D001
- F030C22D006
- F030C22D012
- F030C22D018
- F030C22D030
- F030C22D033

### 3000K

Non Dimmable

- F030C32A000
- F030C32A001
- F030C32A006
- F030C32A012
- F030C32A018
- F030C32A030
- F030C32A033

1-10V

- F030C32B000
- F030C32B001
- F030C32B006
- F030C32B012
- F030C32B018
- F030C32B030
- F030C32B033

Dali

- F030C32D000
- F030C32D001
- F030C32D006
- F030C32D012
- F030C32D018
- F030C32D030
- F030C32D033

### 4000K

Non Dimmable

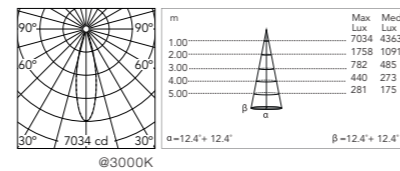
- F030C42A000
- F030C42A001
- F030C42A006
- F030C42A012
- F030C42A018
- F030C42A030
- F030C42A033

1-10V

- F030C42B000
- F030C42B001
- F030C42B006
- F030C42B012
- F030C42B018
- F030C42B030
- F030C42B033

Dali

- F030C42D000
- F030C42D001
- F030C42D006
- F030C42D012
- F030C42D018
- F030C42D030
- F030C42D033



### Optic Flood 2700K

Non Dimmable

- F030C23A000
- F030C23A001
- F030C23A006
- F030C23A012
- F030C23A018
- F030C23A030
- F030C23A033

1-10V

- F030C23B000
- F030C23B001
- F030C23B006
- F030C23B012
- F030C23B018
- F030C23B030
- F030C23B033

Dali

- F030C23D000
- F030C23D001
- F030C23D006
- F030C23D012
- F030C23D018
- F030C23D030
- F030C23D033

### 3000K

Non Dimmable

- F030C33A000
- F030C33A001
- F030C33A006
- F030C33A012
- F030C33A018
- F030C33A030
- F030C33A033

1-10V

- F030C33B000
- F030C33B001
- F030C33B006
- F030C33B012
- F030C33B018
- F030C33B030
- F030C33B033

Dali

- F030C33D000
- F030C33D001
- F030C33D006
- F030C33D012
- F030C33D018
- F030C33D030
- F030C33D033

### 4000K

Non Dimmable

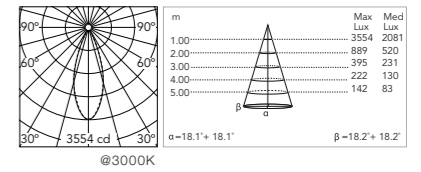
- F030C43A000
- F030C43A001
- F030C43A006
- F030C43A012
- F030C43A018
- F030C43A030
- F030C43A033

1-10V

- F030C43B000
- F030C43B001
- F030C43B006
- F030C43B012
- F030C43B018
- F030C43B030
- F030C43B033

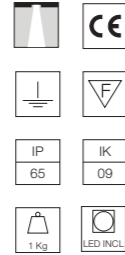
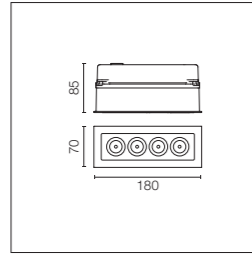
Dali

- F030C43D000
- F030C43D001
- F030C43D006
- F030C43D012
- F030C43D018
- F030C43D030
- F030C43D033



## Mile Recessed 1

**Mid - Power Led:** 9,6W - 1042 lm  $\neq$  FIXT 716 lm - 2700K/CRI>80 - 220-240V / 9,6W - 1120 lm  $\neq$  FIXT 770 lm - 3000K/CRI>80 - 220-240V / 9,6W - 1198 lm  $\neq$  FIXT 824 lm - 4000K/CRI>80 - 220-240V



Sorgente luminosa a LED inclusa. Alimentazione elettrica 220-240V ON/OFF integrata e dimmabile 1-10V o DALI integrata. Dotata di passacavo per collegamento di sicurezza a tenuta IP. Staffe di fissaggio per controsoffitto incluse. Cassaforma per soffitti in muratura da ordinare separatamente.

LED light source included. Integrated 220-240V ON/OFF and 1-10V/DALI dimmable electrical power. Equipped with a cable gland for safety connection with IP tightness. Ceiling mounting brackets included. Box for brick roofing installation to be ordered separately.

110V version upon request.

Versione 110V a richiesta.

### Optic Spot 2700K

Non Dimmable

- F030B21A000
- F030B21A001
- F030B21A006
- F030B21A012
- F030B21A018
- F030B21A030
- F030B21A033
- 1-10V
- F030B21B000
- F030B21B001
- F030B21B006
- F030B21B012
- F030B21B018
- F030B21B030
- F030B21B033
- Dali
- F030B21D000
- F030B21D001
- F030B21D006
- F030B21D012
- F030B21D018
- F030B21D030
- F030B21D033

### 3000K

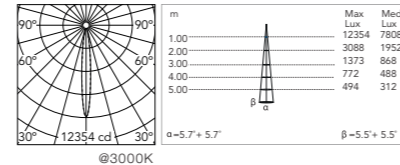
Non Dimmable

- F030B31A000
- F030B31A001
- F030B31A006
- F030B31A012
- F030B31A018
- F030B31A030
- F030B31A033
- 1-10V
- F030B31B000
- F030B31B001
- F030B31B006
- F030B31B012
- F030B31B018
- F030B31B030
- F030B31B033
- Dali
- F030B31D000
- F030B31D001
- F030B31D006
- F030B31D012
- F030B31D018
- F030B31D030
- F030B31D033

### 4000K

Non Dimmable

- F030B41A000
- F030B41A001
- F030B41A006
- F030B41A012
- F030B41A018
- F030B41A030
- F030B41A033
- 1-10V
- F030B41B000
- F030B41B001
- F030B41B006
- F030B41B012
- F030B41B018
- F030B41B030
- F030B41B033
- Dali
- F030B41D000
- F030B41D001
- F030B41D006
- F030B41D012
- F030B41D018
- F030B41D030
- F030B41D033



### Optic Flood 2700K

Non Dimmable

- F030B23A000
- F030B23A001
- F030B23A006
- F030B23A012
- F030B23A018
- F030B23A030
- F030B23A033
- 1-10V
- F030B23B000
- F030B23B001
- F030B23B006
- F030B23B012
- F030B23B018
- F030B23B030
- F030B23B033
- Dali
- F030B23D000
- F030B23D001
- F030B23D006
- F030B23D012
- F030B23D018
- F030B23D030
- F030B23D033

### 3000K

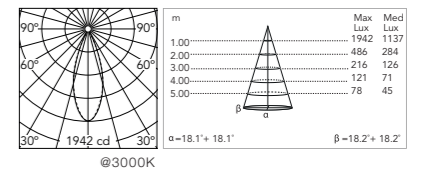
Non Dimmable

- F030B33A000
- F030B33A001
- F030B33A006
- F030B33A012
- F030B33A018
- F030B33A030
- F030B33A033
- 1-10V
- F030B33B000
- F030B33B001
- F030B33B006
- F030B33B012
- F030B33B018
- F030B33B030
- F030B33B033
- Dali
- F030B33D000
- F030B33D001
- F030B33D006
- F030B33D012
- F030B33D018
- F030B33D030
- F030B33D033

### 4000K

Non Dimmable

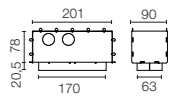
- F030B43A000
- F030B43A001
- F030B43A006
- F030B43A012
- F030B43A018
- F030B43A030
- F030B43A033
- 1-10V
- F030B43B000
- F030B43B001
- F030B43B006
- F030B43B012
- F030B43B018
- F030B43B030
- F030B43B033
- Dali
- F030B43D000
- F030B43D001
- F030B43D006
- F030B43D012
- F030B43D018
- F030B43D030
- F030B43D033



### Accessori / Accessories

Cassaforma per l'installazione a soffitto. Box for ceiling installation.

Mile Recessed  
F030Z010000



### Optic Medium 2700K

Non Dimmable

- F030B22A000
- F030B22A001
- F030B22A006
- F030B22A012
- F030B22A018
- F030B22A030
- F030B22A033
- 1-10V
- F030B22B000
- F030B22B001
- F030B22B006
- F030B22B012
- F030B22B018
- F030B22B030
- F030B22B033
- Dali
- F030B22D000
- F030B22D001
- F030B22D006
- F030B22D012
- F030B22D018
- F030B22D030
- F030B22D033

### 3000K

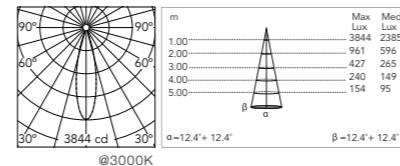
Non Dimmable

- F030B32A000
- F030B32A001
- F030B32A006
- F030B32A012
- F030B32A018
- F030B32A030
- F030B32A033
- 1-10V
- F030B32B000
- F030B32B001
- F030B32B006
- F030B32B012
- F030B32B018
- F030B32B030
- F030B32B033
- Dali
- F030B32D000
- F030B32D001
- F030B32D006
- F030B32D012
- F030B32D018
- F030B32D030
- F030B32D033

### 4000K

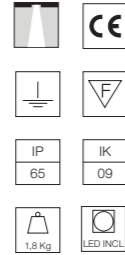
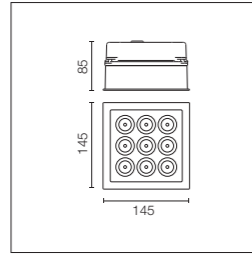
Non Dimmable

- F030B42A000
- F030B42A001
- F030B42A006
- F030B42A012
- F030B42A018
- F030B42A030
- F030B42A033
- 1-10V
- F030B42B000
- F030B42B001
- F030B42B006
- F030B42B012
- F030B42B018
- F030B42B030
- F030B42B033
- Dali
- F030B42D000
- F030B42D001
- F030B42D006
- F030B42D012
- F030B42D018
- F030B42D030
- F030B42D033



## Mile Recessed 2

Mid - Power Led: 16W - 1905 lm ≠ FIXT 1310 lm - 2700K/CRI>80 - 220-240V / 16W - 2049 lm ≠ FIXT 1409 lm - 3000K/CRI>80 - 220-240V / 16W - 2192 lm ≠ FIXT 1508 lm - 4000K/CRI>80 - 220-240V



Sorgente luminosa a LED inclusa. Alimentazione elettrica 220-240V ON/OFF integrata e dimmabile 1-10V o DALI integrata. Dotato di doppio passacavo per collegamento entra-esce. Staffe di fissaggio per controsoffitto incluse. Cassaforma per soffitti in muratura da ordinare separatamente.

LED light source included. Integrated 220-240V ON/OFF and 1-10V/DALI dimmable electrical power. Equipped with double cable gland for inlet and outlet connection. Ceiling fixing brackets included. Box for brick roofing installation to be ordered separately.

110V version upon request.

Versione 110V a richiesta.

### Optic Spot 2700K

Non Dimmable

- F030D21A000
- F030D21A001
- F030D21A006
- F030D21A012
- F030D21A018
- F030D21A030
- F030D21A033
- 1-10V
- F030D21B000
- F030D21B001
- F030D21B006
- F030D21B012
- F030D21B018
- F030D21B030
- F030D21B033
- Dali
- F030D21D000
- F030D21D001
- F030D21D006
- F030D21D012
- F030D21D018
- F030D21D030
- F030D21D033

### 3000K

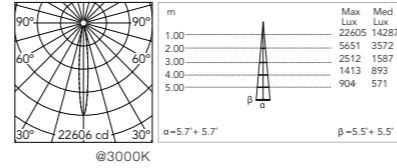
Non Dimmable

- F030D31A000
- F030D31A001
- F030D31A006
- F030D31A012
- F030D31A018
- F030D31A030
- F030D31A033
- 1-10V
- F030D31B000
- F030D31B001
- F030D31B006
- F030D31B012
- F030D31B018
- F030D31B030
- F030D31B033
- Dali
- F030D31D000
- F030D31D001
- F030D31D006
- F030D31D012
- F030D31D018
- F030D31D030
- F030D31D033

### 4000K

Non Dimmable

- F030D41A000
- F030D41A001
- F030D41A006
- F030D41A012
- F030D41A018
- F030D41A030
- F030D41A033
- 1-10V
- F030D41B000
- F030D41B001
- F030D41B006
- F030D41B012
- F030D41B018
- F030D41B030
- F030D41B033
- Dali
- F030D41D000
- F030D41D001
- F030D41D006
- F030D41D012
- F030D41D018
- F030D41D030
- F030D41D033



### Optic Medium 2700K

Non Dimmable

- F030D22A000
- F030D22A001
- F030D22A006
- F030D22A012
- F030D22A018
- F030D22A030
- F030D22A033
- 1-10V
- F030D22B000
- F030D22B001
- F030D22B006
- F030D22B012
- F030D22B018
- F030D22B030
- F030D22B033
- Dali
- F030D22D000
- F030D22D001
- F030D22D006
- F030D22D012
- F030D22D018
- F030D22D030
- F030D22D033

### 3000K

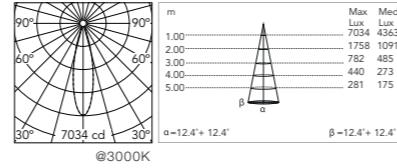
Non Dimmable

- F030D32A000
- F030D32A001
- F030D32A006
- F030D32A012
- F030D32A018
- F030D32A030
- F030D32A033
- 1-10V
- F030D32B000
- F030D32B001
- F030D32B006
- F030D32B012
- F030D32B018
- F030D32B030
- F030D32B033
- Dali
- F030D32D000
- F030D32D001
- F030D32D006
- F030D32D012
- F030D32D018
- F030D32D030
- F030D32D033

### 4000K

Non Dimmable

- F030D42A000
- F030D42A001
- F030D42A006
- F030D42A012
- F030D42A018
- F030D42A030
- F030D42A033
- 1-10V
- F030D42B000
- F030D42B001
- F030D42B006
- F030D42B012
- F030D42B018
- F030D42B030
- F030D42B033
- Dali
- F030D42D000
- F030D42D001
- F030D42D006
- F030D42D012
- F030D42D018
- F030D42D030
- F030D42D033



### Optic Flood 2700K

Non Dimmable

- F030D23A000
- F030D23A001
- F030D23A006
- F030D23A012
- F030D23A018
- F030D23A030
- F030D23A033
- 1-10V
- F030D23B000
- F030D23B001
- F030D23B006
- F030D23B012
- F030D23B018
- F030D23B030
- F030D23B033
- Dali
- F030D23D000
- F030D23D001
- F030D23D006
- F030D23D012
- F030D23D018
- F030D23D030
- F030D23D033

### 3000K

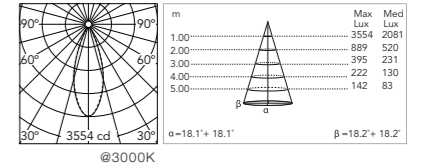
Non Dimmable

- F030D33A000
- F030D33A001
- F030D33A006
- F030D33A012
- F030D33A018
- F030D33A030
- F030D33A033
- 1-10V
- F030D33B000
- F030D33B001
- F030D33B006
- F030D33B012
- F030D33B018
- F030D33B030
- F030D33B033
- Dali
- F030D33D000
- F030D33D001
- F030D33D006
- F030D33D012
- F030D33D018
- F030D33D030
- F030D33D033

### 4000K

Non Dimmable

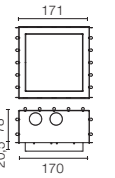
- F030D43A000
- F030D43A001
- F030D43A006
- F030D43A012
- F030D43A018
- F030D43A030
- F030D43A033
- 1-10V
- F030D43B000
- F030D43B001
- F030D43B006
- F030D43B012
- F030D43B018
- F030D43B030
- F030D43B033
- Dali
- F030D43D000
- F030D43D001
- F030D43D006
- F030D43D012
- F030D43D018
- F030D43D030
- F030D43D033



### Accessori / Accessories

Cassaforma per l'installazione a soffitto. Box for ceiling installation.

Mile Recessed  
F030Z020000



Le lampade di grande successo disegnate da Michael Anastassiades per donare luce agli ambienti interni, sono adesso disponibili anche in versione *outdoor* per illuminare gli spazi aperti, in armonioso dialogo con il paesaggio naturale e con l'architettura degli esterni. Captain Flint Outdoor sono state adattate nei materiali e nelle finiture, e rese impermeabili per rispettare tutti i requisiti tecnici delle lampade da esterni.

## Captain Flint

The successful floor lamps designed to give light to indoor environments is taken outside, to illuminate open spaces conversing with natural landscapes and exterior architecture. Captain Flint Outdoor have been adjusted in the materials, finishes and technological waterproof engineering to meet the expected requirements for outdoor lighting fixtures.

Designed by Michael Anastassiades



Captain Flint F1



Captain Flint F1





Captain Flint W1



Nuova finitura colore: Rosso Burgundy  
 Captain Flint è disponibile in un'esclusiva nuova finitura rosso Burgundy. Un colore dalle nuances calde che ben si sposa con le architetture più classiche ma che sa caratterizzare con un segno distintivo anche gli spazi più contemporanei.

New finish colour: Burgundy.  
 Captain Flint are available in an exclusive new finish: burgundy. A warm colour that combines well with the most classical architecture, but also adds a distinctive mark to even the most contemporary spaces.



La nuova versione wall completa il programma garantendo lo stesso family feeling e aumentando la versatilità di installazione grazie alla sua iconica forma compatta e alle finiture esclusive disponibili.

The new wall version completes the collection, ensuring the same familiar feeling and increasing installation versatility thanks to its signature compact shape and the exclusive finishes available.

## Famiglia / Family

Captain Flint Outdoor W1



Captain Flint Outdoor F1



## Descrizione / Description

Collezione di apparecchi di illuminazione completa di versione a parete e versione da terra per uso esterno. Versione da parete con testa fissa. Rosone, telaio e cono in acciaio inox 316L spazzolato, verniciato o finitura ottone spazzolato; le parti strutturali vengono trattate con procedimento di conversione chimica al fine di ottenere una efficiente resistenza agli agenti atmosferici. Diffusore in policarbonato opalino anti-UV fotoinciso stampato ad iniezione. Sorgente luminosa a LED inclusa. Versione da terra con testa orientabile sull'asta orizzontale di 315°, completa di una robusta base in pietra in diverse finiture. Disponibile in quattro combinazioni standard: acciaio verniciato nero/lava nera, acciaio verniciato deep brown/travertino imperiale, ottone satinato/lava grigia, acciaio inox satinato/occhio di pernice. Cavo adatto per outdoor di 5 metri di lunghezza con spina Schuko IP44. Interruttore dimmer a pedale retroilluminato IP65 lungo il cavo che garantisce le funzioni ON/OFF e regolazione del flusso luminoso 30-100%.

Luminaire family with wall version and outdoor floor version. Wall version with fixed head. Rose, frame and cone in 316L polished or painted stainless steel or polished brass finishes. Structural parts have been treated with a chemical conversion process for effective resistance against atmospheric conditions. Diffuser in photo-recorded and injection molded UV-resistant opalescent polycarbonate. LED light source included. Floor version with 315° adjustable head in horizontal rod, with a robust stone base that comes in various finishes. Available in four standard combinations: black/black lava painted steel, deep brown/travertino imperiale, satinized brass/grey lava, satinized stainless steel/occhio di pernice. 5-m cable with IP44 Schuko plug suitable for outdoor use. Backlit floor dimmer switch along the IP65 cable enables ON/OFF function and 30-100% brightness regulation.

## Colori / Colours



05 Acciaio Inox Spazzolato  
05 Brushed Stainless Steel



18 Deep Brown  
18 Deep Brown



30 Nero  
30 Black



37 Burgundy Red  
37 Burgundy Red



59 Finitura Ottone  
59 Brass Finish

## Captain Flint Outdoor F1 - Stone bases



05 Acciaio Inox Spazzolato/  
Occhio di Pernice  
05 Brushed Stainless Steel/  
Occhio di Pernice



18 Deep Brown/Travertino Imperiale  
18 Deep Brown/Travertino Imperiale



30 Nero/Lava Nera  
30 Black/Black Lava



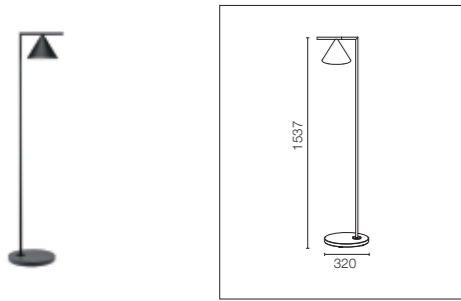
37 Burgundy Red/Lava Nera  
37 Burgundy Red/Black Lava



59 Finitura Ottone/Lava Grigio  
59 Brass Finish/Grey Lava

## Captain Flint Outdoor F1

**COB LED:** 11W -1055 lm ≠ FIXT 613 lm - 2700K/CRI>80 - 220-240V



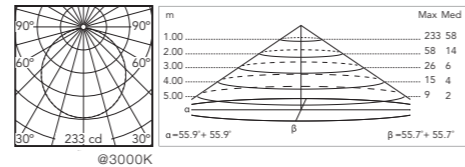
Sorgente luminosa a LED inclusa.  
Cavo adatto per outdoor 5 metri di lunghezza con spina Schuko IP44.  
Interruttore dimmer a pedale retroilluminato IP65 lungo il cavo che garantisce le funzioni ON/OFF e regolazione del flusso luminoso 30-100%.

LED bulb included.  
5-m cable with Schuko IP44 plug suitable for outdoor use.  
Backlit floor dimmer switch on the IP65 cable enables ON/OFF function and brightness regulation 30-100%.

Casambi function on demand.

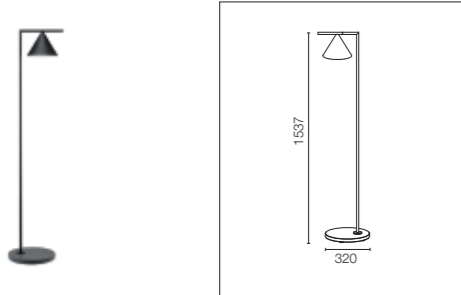
Funzione Casambi a richiesta.

- F011A24F005
- F011A21F018
- F011A22F030
- F011A22F037
- F011A23F059



## Captain Flint Outdoor F1

**COB LED:** 11W - 1133 lm ≠ FIXT 658 lm - 3000K/CRI>80 - 220-240V



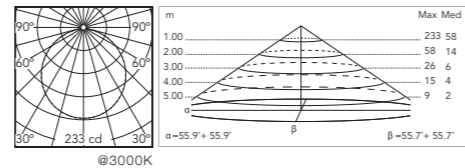
Sorgente luminosa a LED inclusa.  
Cavo adatto per outdoor 5 metri di lunghezza con spina Schuko IP44.  
Interruttore dimmer a pedale retroilluminato IP65 lungo il cavo che garantisce le funzioni ON/OFF e regolazione del flusso luminoso 30-100%.

LED bulb included.  
5-m cable with Schuko IP44 plug suitable for outdoor use.  
Backlit floor dimmer switch on the IP65 cable enables ON/OFF function and brightness regulation 30-100%.

Casambi function on demand.


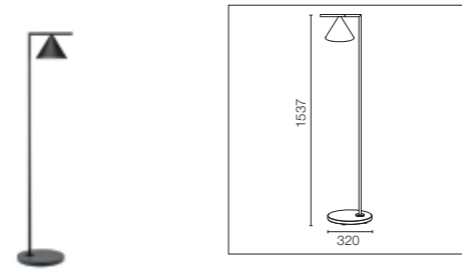
Funzione Casambi a richiesta.

- F011A34F005
- F011A31F018
- F011A32F030
- F011A32F037
- F011A33F059



## Captain Flint Outdoor F1

**COB LED:** 11W -1211 lm ≠ FIXT 703 lm - 4000K/CRI>80 - 220-240V



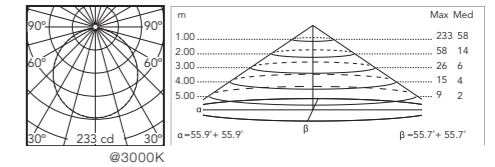
Sorgente luminosa a LED inclusa.  
Cavo adatto per outdoor 5 metri di lunghezza con spina Schuko IP44.  
Interruttore dimmer a pedale retroilluminato IP65 lungo il cavo che garantisce le funzioni ON/OFF e regolazione del flusso luminoso 30-100%.

LED bulb included.  
5-m cable with Schuko IP44 plug suitable for outdoor use.  
Backlit floor dimmer switch on the IP65 cable enables ON/OFF function and brightness regulation 30-100%.

Casambi function on demand.

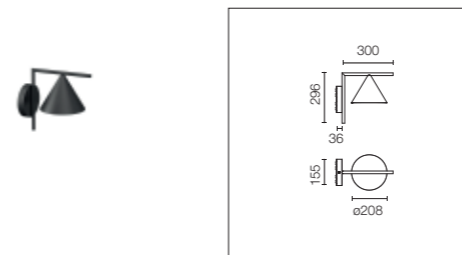
Funzione Casambi a richiesta.

- F011A44F005
- F011A41F018
- F011A42F030
- F011A42F037
- F011A43F059



## Captain Flint Outdoor W1

**COB LED:** 9,5W -1055 lm ≠ FIXT 613 lm - 2700K/CRI>80 - 220-240V / 9,5W - 1133 lm ≠ FIXT 658 lm - 3000K/CRI>80 - 220-240V / 9,5W -1211 lm ≠ FIXT 703 lm - 4000K/CRI>80 - 220-240V



Apparecchio di illuminazione da parete a luce diffusa con testa fissa. Sorgente luminosa a LED inclusa.  
Alimentazione elettrica 220-240V ON/OFF o dimmerabile 1-10V / DALI integrata.  
La connessione viene eseguita in modo rapido all'interno del rosone con giunto elettrico plug&play e connettore IP68 in dotazione. Staffa di fissaggio inclusa.

Luminaire for wall-mounting with diffuse light emission and fixed head. LED light source included.  
Integrated 220-240V ON/OFF or 1-10V/DALI dimmable electrical power.  
Connection is quickly ensured in the rose with the plug & play electrical connection and the IP68 connector included. Clamp bracket included.

Versione 110V a richiesta.

110V version upon request.

### 2700K

Non Dimmable

- F011W20A005
- F011W20A018
- F011W20A030
- F011W20A037
- F011W20A059
- F011W20B005
- F011W20B018
- F011W20B030
- F011W20B037
- F011W20B059
- F011W20D005
- F011W20D018
- F011W20D030
- F011W20D037
- F011W20D059

### 3000K

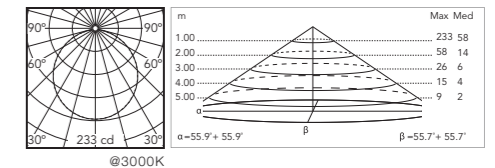
Non Dimmable

- F011W30A005
- F011W30A018
- F011W30A030
- F011W30A037
- F011W30A059
- F011W30B005
- F011W30B018
- F011W30B030
- F011W30B037
- F011W30B059
- F011W30D005
- F011W30D018
- F011W30D030
- F011W30D037
- F011W30D059

### 4000K

Non Dimmable

- F011W40A005
- F011W40A018
- F011W40A030
- F011W40A037
- F011W40A059
- F011W40B005
- F011W40B018
- F011W40B030
- F011W40B037
- F011W40B059
- F011W40D005
- F011W40D018
- F011W40D030
- F011W40D037
- F011W40D059



**Contact Italy**

Flos Spa  
Via Angelo Faini, 2  
25073 Bovezzo (Brescia)  
Tel +39 0302438.1  
Fax +39 0302438.250  
info@flos.com

ARES s.r.l. - Socio Unico  
Viale dell'Artigianato, 24  
20881 Bernareggio  
Monza, Italy  
Tel +39 039 6900892  
Fax +39 039 6901855  
flos.outdoor@flos.com

**Contact Spain**

Antares Iluminación S.A.U.  
Calle Mallorca, 1  
Poligono Industrial Reva 46394  
Ribarroja (Valencia)  
Tel +34 96 166 95 20  
Fax +34 96 166 82 86  
flos.architectural@flos.com

**Distribution Spain**

Antares Iluminación s.A.U.  
Calle Mallorca, 1  
Poligono Industrial Reva  
46394 Ribarroja (Valencia)  
Tel +34 96 166 95 20  
Fax +34 96 166 82 86  
flos.architectural@flos.com

**Distribution Belgium And Luxembourg**

Flos Belux  
M +32 474 739 080  
flosbelux@flos.com

**Distribution Norway**

Drammensveien 120  
0277 Oslo - Norway  
Tel +47 (0) 2212 86 00  
Fax +47 (0) 2212 86 08  
info@flos.no

**Distribution Sweden**

Flos Scandinavia A/S  
Karlapan Lützengatan 1  
S-115-20  
Tel +46 (0) 8 660 4405  
Fax +46 (0) 8 660 7005  
info@flos.se

**Distribution Denmark**

Flos Scandinavia A/S  
Sydhavnsgade 28  
DK-2450 København SV  
Tel +45 (0) 3388 60 00  
Fax +45 (0) 3388 60 10  
info@flos.dk

**Distribution The Netherlands**

Flos BV  
Cruquiusweg 109S  
1019 AG Amsterdam  
Tel +31 (0) 20 560 50 60  
Fax +31 (0) 20 560 50 70  
flosnetherlands@flos.com

**Distribution France**

Flos France  
20-22, Passage Dauphine  
75006 Paris  
Tel +33 (0) 1 40 64 17 44  
flos.france@flos.com

**Distribution Austria - Germany****Switzerland**

Flos GmbH  
Obermünsterstraße 18  
93047 Regensburg,  
Germany  
Tel +49 941 630837 00  
Fax +49 941 630837 60  
info@flos-gmbh.de

**Distribution United Kingdom**

Atrium Ltd.  
28 Leonard Street  
EC2A 4BY London  
Tel +44 (0) 20 7681 9933  
Fax +44 (0) 20 7681 9943  
flos@atrium.ltd.uk

International Projects UK  
Division  
Tel +44 (0) 20 7681 9933  
flos.international@flos.com

**Distribution Japan**

Flos Co., Ltd.  
PMC Building 9F  
1-23-5 Higashiazabu  
Minato-Ku Tokyo 104-0044  
Tel +81 (0) 3 3582 1468  
Fax +81 (0) 3 3582 097  
flosjapan@flosjapan.com

**Distribution Asia Pacific**

Flos Representative Office  
1, Commonwealth Lane  
#08-12, 149544 Singapore  
Tel +65 (0) 6372 1495  
Fax +65 (0) 6372 7607  
flosasia@flos.com

**Distribution China**

Flos Illumination  
(Shanghai) Co. Ltd.  
Unit 101, Floor 1,  
Building B9  
No. 800 of Chang De road  
Jing An District, Shanghai,  
200040, China  
Tel: 86 021 62176187  
floschina@flos.com

**Distribution Latin America**

Flos LatAm  
M +52 55 6960 1772  
flos.latinamerica@flos.com

**Distribution India**

Flos Representative Office  
1, Commonwealth Lane  
#08-12, 149544 Singapore  
Tel +65 (0) 6372 1495  
Fax +65 (0) 6372 7607  
flosindia@flos.com

**Distribution U.S.A.**

Flos USA Inc.  
110 York Street - 5th Floor  
Brooklyn, NY 11201  
Tel +1 (718) 875-3472  
Fax +1 (718) 875-3473  
info@flosusa.com

**Distribution Middle East**

Flos Middle East  
Dubai Design District  
Dubai, United Arab  
Emirates  
Tel +971 54 3567356  
flosme@flos.com

**Distribution Hong Kong**

M +852 9307 3713  
flosasia@flos.com

**Showroom Stockholm**

Karlapan Lützengatan 1  
S-115-20  
Tel +46 (0) 8 660 4405  
Fax +46 (0) 8 660 7005  
info@flos.se

**Showroom Copenhagen**

Sydhavnsgade 28  
DK-2450 København SV  
Tel +45 (0) 3388 60 00  
Fax +45 (0) 3388 60 10  
info@flos.dk

**Showroom Amsterdam**

Cruquiusweg 109Q  
1019 AG Amsterdam  
The Netherlands  
Tel +31 (0) 20 560 50 60  
Fax +31 (0) 20 560 50 70  
info@flosmail.nl

**Showroom Oslo**

Drammensveien 120  
0277 Oslo - Norway  
Tel +47 (0) 2212 86 00  
Fax +47 (0) 2212 86 08  
info@flos.no

**Showroom Milano**

Corso Monforte, 15  
20122 Milano  
Tel +39 02 79 84 57  
Fax +39 02 89 78 56 41  
showroom.milan@flos.com

**Showroom Paris**

20-22, Passage Dauphine  
75006 Paris  
Tel +33 (0) 1 40 64 17 44  
flos.france@flos.com

**Showroom Tokyo**

PMC Building 9F  
1-23-5 Higashiazabu  
Minato-Ku  
Tokyo 104-0044  
Tel +81 (0) 3 35 82 14 68  
Fax +81 (0) 3 55 75 70 87  
info@flosjapan.com

**Flagship Store Milano**

Corso Monforte, 9  
20122- Milano  
Tel +39 02 37011080  
Fax +39 02 780833  
flosmilano@flos.com

**Flagship Store Roma**

Via del Babuino, 85  
00187 - Roma  
Tel +39 06 3207631  
Fax +39 06 3207690  
flosroma@flos.com

**Flagship Store New York**

152 Greene Street - NY 10012  
Tel +1 212 941 4760  
Fax +1 212 941 4763  
info@flosusa.com

**Flagship Store Paris**

15, rue de Bourgogne  
75007- Paris  
Tel +33 (0) 1 53 85 49 93  
Fax +33 (0) 1 53 85 49 99  
shop@flos.fr

**Flagship Store LYON**

17 rue Jarente  
69002 - Lyon  
Tel +33 478621301  
Fax +33 478622119  
lyon@flos.fr

**Flagship Store Stockholm**

Karlapan Lützengatan 1  
S-115-20  
Tel +46 (0) 8 660 4405  
Fax +46 (0) 8 660 7005  
info@flos.se

**Art Direction and Graphic Design**

Apartamento Studios

**Art Photography**

Nicholas Alan Cope

**In-Place Photography**

Tommaso Sartori

Piero Fasanotto

**Still Life Photography**

Piero Fasanotto

**Layout**

Flos Architectural Team

**Printed**

By Graficart - Treviso - Italy

**Edition**

July 2021

Copyright © Flos 2021

All Rights Reserved

**Acknowledgements**

Arch. Ricardo Bofill

Mrs Natalia Chiner

Mrs Celia Lescouet

Il nostro mondo si evolve continuamente. I progressi tecnici sono all'ordine del giorno nel nostro settore.

Lo scopo di Flos è offrire sempre la tecnologia più affidabile a disposizione, rivedendo continuamente i prodotti e aggiornandoli non appena le evoluzioni tecnologiche offrono vantaggi per i nostri partner e clienti.

Questa filosofia fa sì che il nostro catalogo e le schede tecniche dei nostri prodotti siano anch'essi in continua evoluzione, con la conseguente necessità di aggiornamenti e revisioni continue.

Per tanto, quando avete bisogno di dettagli tecnici e delle informazioni più recenti, sfogliate la sezione prodotti del nostro sito Web ufficiale Flos.com: è aggiornato quotidianamente e offre gli ultimi dettagli dei prodotti, dei codici degli articoli disponibili e tutta la documentazione per il download immediato.

[www.flos.com](http://www.flos.com)

As our world is in constant evolution, technical upgrades happens every day in our business.

Flos aim is to offer always the best reliable technology available, constantly reviewing our products and upgrading them as soon as technologic evolutions offers benefits for our partners and clients.

This philosophy means that our technical catalogue and product data sheets also are in constant evolution, requiring upgrades and constants reviewing.

Thus, when you need technical details and the most recent product information, please browse the product section of our Flos.com official website: it is updated daily, and there you'll find the latest product details, all available part numbers, all product documents available for immediate download.

[www.flos.com](http://www.flos.com)



