
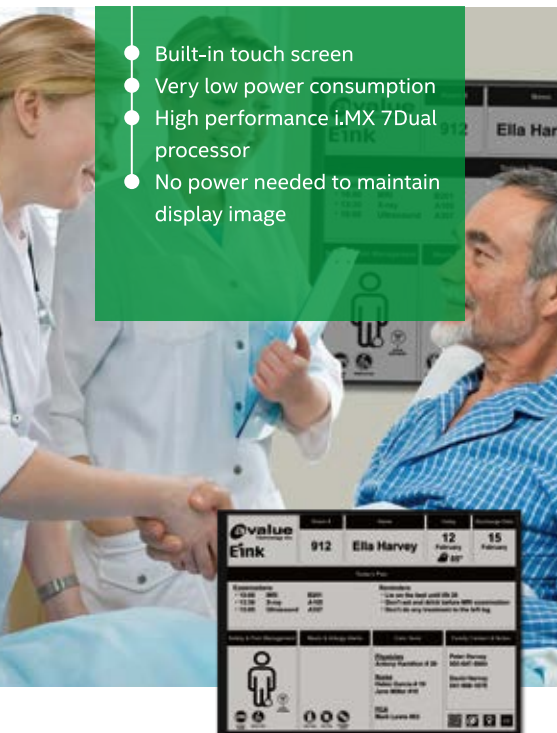


Communication Board

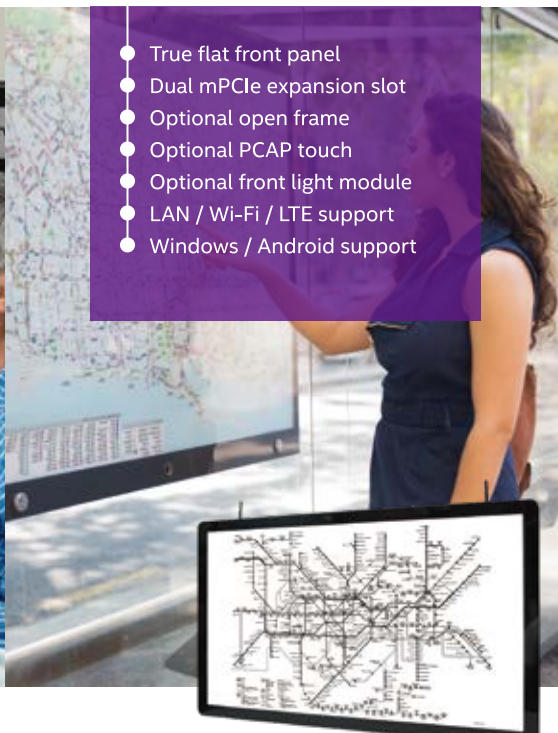
- Built-in touch screen
- Very low power consumption
- High performance i.MX 7Dual processor
- No power needed to maintain display image



- 42" E Ink B/W panel
- Size 918.8 x 704.6 x 30.4 mm
- Weight 7.5Kgs
- Display area 856.8 x 642.6 mm
- Resolution 2880 x 2160
- 1 x micro SD card slot
- Onboard eMMC 8GB
- Optional with M.2 module
- 1 x RJ-45 supports 10/100/1000 Base-T
- Front IP65
- Power supply DC in +12V

Digital Signage

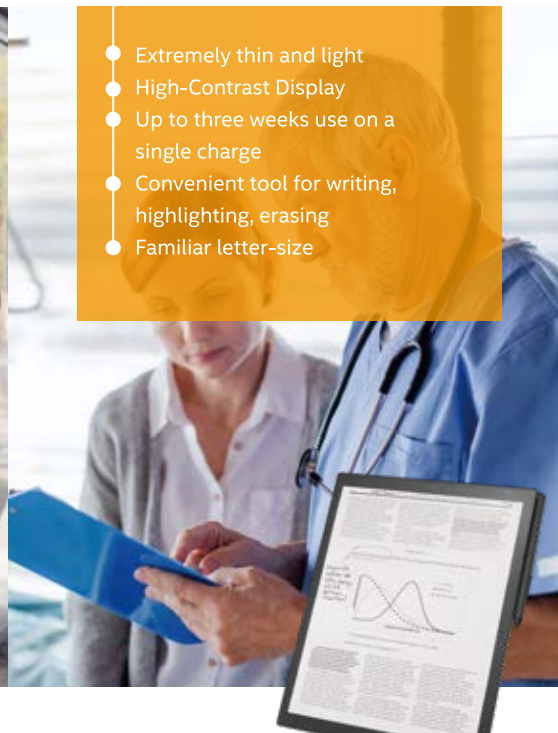
- True flat front panel
- Dual mPCIe expansion slot
- Optional open frame
- Optional PCAP touch
- Optional front light module
- LAN / Wi-Fi / LTE support
- Windows / Android support



- 31.2" E Ink Public Display (Black and White)
- Onboard Intel® Celeron® SoC BGA Processor N3350 (with CPU Bottom Mounted)
- Single DRAM Socket, Max. Up to 8GB DDR3L 1866MHz
- 1 x SATA III / 2 x HDMI 1.4 / 1 x COM / 2 x LAN / 4 x USB3.0
- +19 DC Voltage Input
- Dual mPCIe Expansion Slot
- TPM 2.0
- Open frame design(full flat)
- Option for Wi-Fi & BT function
- P-cap touch(optional)
- Front light module(optional)

eNote Tablet

- Extremely thin and light
- High-Contrast Display
- Up to three weeks use on a single charge
- Convenient tool for writing, highlighting, erasing
- Familiar letter-size



- 13.3" E Ink display
- Cortex-A53 1.2GHz x 4 core CPU
- 2GB LPDDR3, 16GB eMMC
- Lithium Ion Polymer Battery(2000mAh)
- WiFi 802.11a/b/g/n/ac MIMO
- High-Contrast, High-resolution Glare-free screen for easy reading
- Ultra low power
- Extremely thin and light
- Optional stylus for responsive data entry / writing

Bedside Card

- Patient info
- Instant status
- Multiple pages
- Mobility with bed
- Green technology



- 5.65" E Ink B/W/R panel
- Size 159 x 113 x 15 mm
- Weight 70g
- Display area 114.9 x 85.8 mm
- Resolution 600 x 448
- 3 buttons for page up/confirm/page down
- Front IP65
- Bluetooth 5.0 operating
- Power supply AAAA alkaline batteries x 4

5.65" Bedside Card Information System Infrastructure



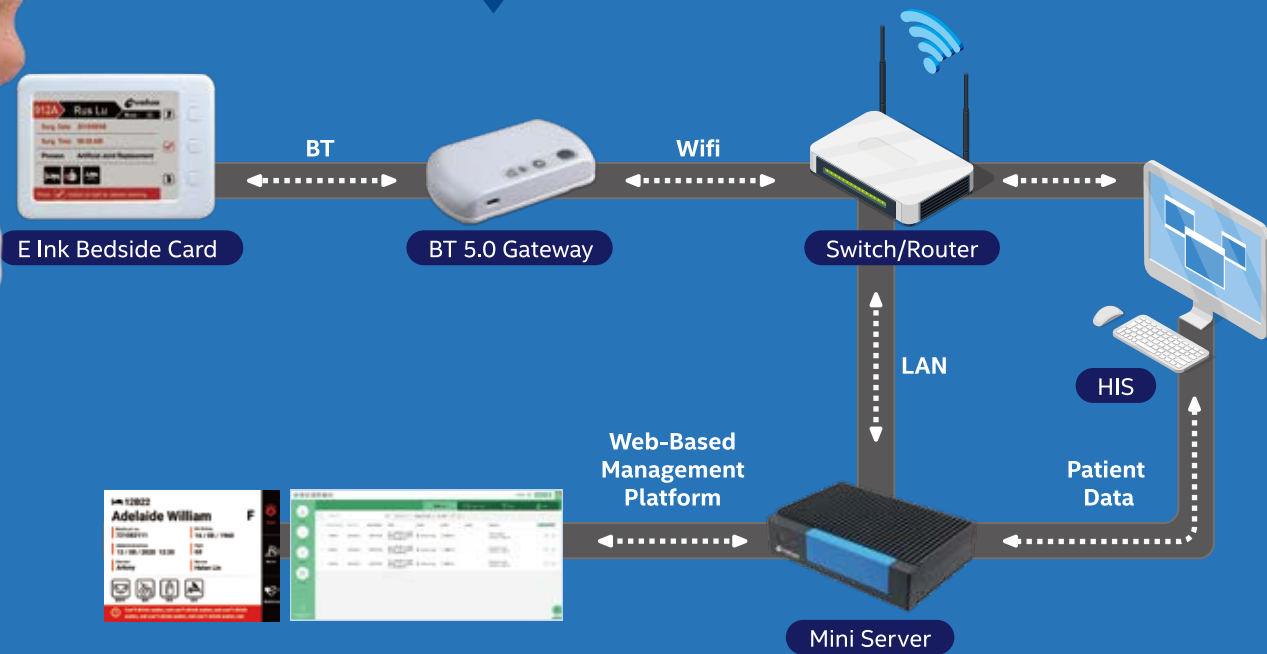
EFFICIENCY



QUALITY



COSTS



IoT Gateway



- Bluetooth & Wifi Hybrid Connection
- Long Distance Transmission: Range Up to 15~20M
- Easy Deployment; Connect Max 50 Bedside Cards

IoT Device

