

Energy and persistence defeat everything.



## history

**CEF** was set-up in Florence at the end of the '70s as a result of the collaboration between Silvio Fedi, an entrepreneur specializing in electric installations, and **Giorgio Bandinelli**, a skilful metalmechanic manufacturer. The initial office was located in Florence, where Silvio Fedi sold the products manufactured at Ferrone, which was the location of Bandinelli's workshop. In time **CEF** expanded his activities and customer base until it was acquired, back in **1997**, by **Giorgio Bandinelli** and his son Giacomo.

Today CEF srl di Giacomo Bandinelli is regarded a synonym of **quality and experience**; a result that comes from the integration of Giorgio's extraordinary manual skills with **modern engineering**, processing and distribution techniques. The company has also acquired a prominent role both nationally and internationally mainly thanks to its ability to meet the increasingly individual requirements of customers.

# summary

1 - CABLE DRUM DISPENSING SYSTEMS	5
2 - DRUM WINDERS	13
3 - COIL WINDERS	22
4 - DRUM LIFTERS	27
5 - COILER UNCOILER	31
6 - ACCESSORIES	38
7 - MEASUREMENT DEVICES	41



# SMALLRACK

CABLE DRUM DISPENSING SYSTEMS

SMALL RACK is a vertical storage system for small reels that can be extended without limitations. Available in heights of 2000 mm or 2500 mm, it is designed to unwind the cable directly from the stored reel without placing the reel on the ground. It is fitted with tubular shafts that rotate around fixed supports. The system offers maximum modularity thanks to the availability of connection bars, which also simplify handling and assembly.



### GENERAL CHARACTERISTICS

- **SIDE PANELS:** in resistant and light hollow steel cable profiles designed to be installed on the floor.

### TECHNICAL CHARACTERISTICS

TECHNICAL CHARACTERISTICS	
Model	0060.2000/2500
Dimension H MT	2 / 2,5
Capacity Kg	150
Shafts	0010.0000
Housing width MT	0,30/0,35/0,40/0,45/0,50/0,55/0,60



### Code 0060.5710 - Uncoiler Spool



### Code 0025 - Support for measurement device






# RACK

It is a vertical storage system for cable drums that can be extended without limitations. It is fitted with single sliding shaft holders and a safety system that prevents the drum from coming loose.

It makes also possible to move one drum at a time while maintaining the remaining ones in a safe position. The system offers maximum modularity thanks to the availability of connection bars. In this system it is not necessary to align the drums because there are single supports. Bushing shafts made in resin with adjustable drum blocking collars allow a better unwinding.



SHAFT Code 0015C.0000



SUPPORTS Code 0025

## TECHNICAL CHARACTERISTICS

TECHNICAL CHARACTERISTICS	
Model	0080.0000
Dimension H MT	2 / 2,5 / 3 / 3,5 / 4 / 4,5 / 5 / 5,5 / 6
Carrying capacity Kg	7000
Single supports	0025
Shafts	0015C.0000
Housing width MT	0,7 / 0,8 / 0,9 / 1 / 1,1 / 1,15 / 1,30

# RACK

## CHARACTERISTIC OF THE “RACK” STORAGE SYSTEM

- **SIDE PANELS** (Code 0080) in UNP steel, dimensions 100x8mm, for a better resistance and carrying capacity. Compared than the similar plate storage systems available on the market, the “Rack” body sides are very resistant and impossible to bend. They are self-supporting and painted with scratch-resistant epoxy coating. Holes to fix a stand are available every 100 mm.
- **SINGLE SUPPORTS** (CODE 0025). This system offers a huge liberty of the drums placement. The shafts do not have to be aligned thanks to the holes on the body sides where they are fixed.
- The **SHAFTS WITH COLLARS** (Code 0015C) are made in steel tubes 48x5 mm with turned terminals which are welded to the tube. Resistant and self-lubricating bushings in resin placed on the supports avoid the consuming of each piece and allow an optimal unwinding of the drum. That is an important difference compared to other systems where steel pieces move on other steel pieces and the operator is forced to lubricate, thus causing his hands to get dirty. The shafts are equipped with adjustable drum blocking collars which allow a 90% time reduction for the substitution of the drum because they do not need to be removed, as they fit into the drum hole. However, they can be adjusted (difference compared to centering cones, which need to be removed). Carrying capacity 2000 kg. Zinc-coated.



Resin bushings for a better drum unwinding. The bushings remains still in the 12 mm steel supports, while the shafts turn inside these. For this reason the bushings do not present wear problems. In more than 25 years we have never changed one single bushing.

The 025 supports has been designed to perfectly integrate into the body side in order to guarantee stability and safety, without weighing down only to the fixing bolt. The bolt firmly connects the stand to the body side, in order to avoid oscillations.





# RACK

## CABLE DRUM DISPENSING SYSTEMS



CODE 0034

### ALUMINUM ROD

For activating the safety devices: light and practical tool to activate the stand safety devices, to substitute the drums on the storage system while maintaining the other drums in a safe position.



CODE 0015C.0000-30


### SMALL SHAFTS (CODE 0015C.000-30)

Are in zinc-coated tubes 30x8 mm, equipped with blocking collars with washer and resin bushings for drums with a smaller hole than the standard one.



CODE 037

### FLOOR ANCHORING DEVICES



CODE 0015CA

### SELF-CENTERING AND RESISTANT COLLARS

Thanks to these collars the drum can be centered and thanks to their cylindrical form the drum wooden hole does not get damaged (as opposed to the system with cones)



CODE 0031

### FORKLIFT EXTENSION ARM



CODE 0036

### PLATES FOR DRUM IDENTIFICATION




CODE 0040

### BRACKET FOR MACHINE FEEDING

# RACK HEAVY VERSION

CABLE DRUM DISPENSING SYSTEMS

Rack made with spurs to achieve greater capacity and to prevent accidental impacts. integrated with shafts with a larger diameter and with single supports more resistant to the standard version. Capacity of shafts 5000 kg.



SHAFT CODE 0015C.0000-75



SUPPORT CODE 0023

## TECHNICAL CHARACTERISTICS

TECHNICAL CHARACTERISTICS	
Model	0080.0000P
Dimension h m	2 / 2,5 / 3 / 3,5 / 4 / 4,5 / 5 / 5,5 / 6
Capacity Kg	10.000
Single Supports	CODE 0023
Shafts	0015C.0000-75
Housing width m	0,7 / 0,8 / 0,9 / 1 / 1,1 / 1,15 / 1,30



# SELF-LOCKING HOOK

CABLE DRUM DISPENSING SYSTEMS

Automatic self-locking hook and release system for high performance rack racks .

## CHARACTERISTICS OF THE SELF-LOCKING HOOK

- **SINGLE RELEASE SYSTEM.** Allows to pick up the single drum while keeping all the others safe;
- **QUICK RELEASE SYSTEM.** It allows the drum to be ejected in a single operation. The moment in which the special extensions of the forklift release the safety devices and engage the axle, the drum can be removed;
- **AUTOMATIC SECURE INSERTION SYSTEM.** Operates the safety devices at the exact moment when the operator places the drum in the supports;
- **COMPATIBILITY WITH PREVIOUS SYSTEMS.** Possibility of installing new supports in all versions of the support structures of our production.



EXTENSIONS CODE 0032

SUPPORT CODE 0020



The self-locking safety lock is closed.



The forklift extension opens the self-locking safety lock.



The forklift lifts the drum and the safety hook remains in the open position.



The forklift extension loses contact with the hook and the safety lock closes automatically.

# SHELF FOR STORAGE OF DRUM PALLETS

Made for the storage of drum pallet.  
Customizable dimensions according to requirements and expandable.



SHELF CODE 0070.0000



DRUM HOLDER PALLET CODE 0018



# 2 DRUM WINDERS



This machine has been designed to minimize as much as possible cable winding and measuring time. This extremely simple, robust and safe machine allows only one operator to carry out all the daily measurements in a cable warehouse. The machine is easy to handle and suitable to move along an electric cable storage rack.




### TECHNICAL CHARACTERISTICS

Model	0800.1001
Dimension mm	1566X1492X1728
Weight Kg	420

# WIRE

## DRUM WINDERS



### FEATURES OF THE DRUM WINDER

- Steel **SHAFT** with cones.
- **DRUM BLOCKING CONE** for rapid clamping.
- **DRUM LOADING** through insertion of the shaft into the drum hole while the machine is moving
- **DRUM LIFTING** with manual hydraulic cylinder pump working on an oil dynamic cylinder.

TECHNICAL CHARACTERISTICS	
Model	0800.1001
Shaft mm	50
Max. mm	1000
Width Min. mm	280
Width Max. mm	725
Weight Max. Kg	750
Lifting	Manual

### FEATURES OF THE MEASUREMENT DEVICE

- Measurement device for round cable with diameter from 2 to 50 mm (margin of error +/- 1-2%).
- Rubber coated metric wheel for a greater grip and better measuring.
- Mechanical meter counter with manual reset.
- Manual cable layering through HIWIN guides and sliding blocks for better sliding and higher resistance.
- Layering handle operated at the side of the machine, in accordance with accident prevention regulations.



### CONTROL PANEL

- Power supply 220 V - 50 HZ (optional: 380 V).
- Speed adjustment with INVERTER and potentiometer from 0 to 70 rpm.
- 1,1 KW gear motor with integrated control panel with emergency stop button on the coils, indicator lights and control push-button strip.
- Electric handle with START button to wind the coil/spool (very practical because it enables to control winding and layering with one single control), of error +/-1-2 %).



TECHNICAL CHARACTERISTICS	
Model	0800.1001
Speed RPM	0/70
Voltage V	220
Power Kw	1,1
Measurement device	Cod. 111
Layering	Manual
Cable Min. mm	2
Cable Max. mm	50



**OPTIONAL**

**SPOOL FOR COILS WITH FIX WHEEL CODE 6260.0900**

**PROGRAMMABLE DIGITAL COUNTER SELET CODE 0151**

Electronic programmer for the setting of the cable measurement and the slowdown The device can be used also in manual as a meter counter.

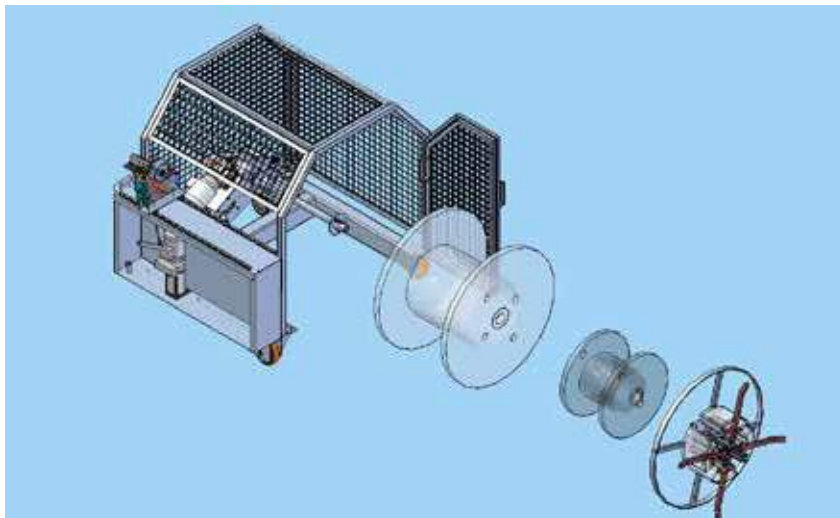
**AUTOMATIC CABLE LAYERING DEVICE CONTROLLED BY PLC TOUCH SCREEN CODE 5311**

Controlled by a stepper motor with following settings: trolley starting measurement and inversion measurement, cable cutting measurement with automatic slowdown, trolley speed according to the cable diameter. The settings can be changed while the machine is working.

**ELECTROHYDRAULIC GEARCASE CODE 6311**



**ELECTROHYDRAULIC CABLE SHEARS CODE 0150**

**MACHINE POWER SUPPLY 380 VOLT CODE 0380**



**SPOOL FEATURES**

- Fix wheel spool to be mounted directly on the shaft.



SPOOL	
Model	6260.0900
Carrying Capacity Kg	150
Wheel mm	900
Core Min. mm	220
Core Max. mm	370
Core Width Max. mm	330



# WIRE S

## DRUM WINDERS

This machine has been designed to minimize as much as possible cable winding and measuring time. This extremely simple, robust and safe machine allows only one operator to carry out all the daily measurements in a cable warehouse. The machine is easy to handle and suitable to move along an electric cable storage rack.



### FEATURES OF THE DRUM WINDER

- Steel **SHAFT** with cones.
- **DRUM BLOCKING CONE** for rapid clamping.
- **DRUM LOADING** through insertion of the shaft into the drum hole while the machine is moving.
- **DRUM LIFTING** with manual hydraulic cylinder pump working on an oil dynamic cylinder.

### CONTROL PANEL OPTIONS

- Power supply 220 V - 50 HZ (optional: 380 V)
- Speed adjustment with **INVERTER** and potentiometer from 0 to 70 rpm.
- 1,1 KW gear motor with integrated control panel with emergency stop button on the coils, indicator lights and control push-button strip.
- Electric handle with **START** button to wind the coil/drum (very practical because it enables to control winding and layering with one single control).

TECHNICAL CHARACTERISTICS		
Model	0800.1001S	0800.1200S
Dimensions mm	1810X1570X1728	1930X1570X1900
Weight Kg	477	487
DRUM		
Shaft mm	50	60
Min. mm	600	600
Max. mm	1000	1250
Width Max. mm	670	740
Weight Max. Kg	750	1000
Lifting	Manual	Manual
CONTROL		
Speed RPM	0/70	0/70
Voltage V	220	220
Power Kw	1,1	1,1
Mesuring Device	Code 111	Code 120
Layering	Manual	Manual
Cable Min. mm	2	2
Cable Max. mm	50	60



# WIRE S

## FEATURES OF FAST EXPANDING SPOOL

- Spool with retractable levers (no need to remove wheels).
- Spool diameter 900 mm core 325 mm (With extenders for 450mm core).
- Shaft with cones for small drums (on removing the spool the shaft remains with a diameter 30, on which it is possible to wind small drums with steel cones).



## FEATURES OF THE MEASUREMENT DEVICE

- Measurement device for round cables with a diameter from 2 to 50 mm. (margin of error +- ½ %)
- Metric rubber coated wheel for a better grip and measurement.
- Mechanical meter counters with manual reset.
- Manual cable layering using HIWIN linear guides and runner blocks for improved sliding and greater resistance.
- Handle for layering operated at the side of the machine, in accordance with accident prevention regulations.
- The WIRE 1200S has the measurement device SUPER cod.120 for a diameter from 2 to 60 mm (margin of error +-1-2 %)

SPOOL		
Carrying Capacity Kg	150	150
Wheel mm	900	900
Core Min. mm	325	325
Core Max. mm	450	450
Width Core Max. mm	190	190
REELS		
Shaft mm	30	30
Width Max. mm	268	268
Weight Max. Kg	150	150

## OPTIONAL

### PROGRAMMABLE DIGITAL COUNTER SELET Code 0151

Electronic programmer for the setting of the cable measurement and the slowdown. The device can be used also in manual as a meter counter.

### ELECTROHYDRAULIC GEARCASE CODE 6311

Electrohydraulic gearcase for the drum lifting

### AUTOMATIC CABLE LAYERING DEVICE CONTROLLED THROUGH PLC TOUCH SCREEN CODE 5311

Controlled through a stepper motor with following settings: trolley starting measurement and inversion measurement, cable cutting measurement with automatic slowdown, trolley speed according to the cable diameter. The settings can be changed while the machine is working.

### ELECTROHYDRAULIC CABLE SHEARS CODE 0150

MACHINE POWER SUPPLY 380 VOLT

# RRM

## DRUM WINDERS

DRUM WINDER with two moving pinching arms. This extremely simple, strong and safe machine allows the operator to assemble drums without much effort and in a very short time. The special feature of this machine are the two pinching arms which move on HIWIN linear guides and guarantee a high carrying capacity and easy sliding.



### FEATURES OF THE DRUM WINDER



- Drum **PINCHING ARMS** with cones controlled through a hand-wheel working on worm screws, HIWIN linear guides and skids.
- **DRUM LIFTING** with manual hydraulic (or electrical) pump working on oil dynamic cylinders.
- **380 V ENGINE**, drum winding at variable speed controlled through control panel.

### FEATURES OF THE MEASUREMENT DEVICE

- **DEVICE** for round cable with diameter from 2 to 60 mm (margin of error +/- 1-2%).
- **MECHANICAL** meter counter with manual reset.
- Manual cable layering through **HIWIN** guides and sliding blocks for better sliding and higher resistance.
- **LAYERING** handle operated at the side of the machine, in accordance with accident prevention regulations.resistance.

The models "**RRM 2200**" and "**RRM 2600**" have the measurement device "**SPECIAL ONE**" (code 121) for a diameter from 2 to 120 mm (margin of error +/-1-2 %)

TECHNICAL CHARACTERISTICS			
Model	0900.1600	0900.2200	0900.2600
Dimensions mm	2300x1830x1720	3350x2031x2178	3926X2031X2399
Weight Kg	831	1550	2190
DRUMS			
Min. mm	600	600	600
Max. mm	1600	2200	2600
Width Min. mm	400	400	400
Width Max. mm	1150	1450	1450
Weight Max. Kg	3000	4000	6000
Lifting	Manual	Electrohydraulic	Electrohydraulic



CONTROL			
Speed RPM	0/70	0/56	0/56
Voltage V	380	380	380
Power Kw	2,2	2,2	3
Pinching	Manual	Manual	Manual
Layering	Manual	Manual	Manual
Measurement device	Cod. 120	Cod. 121	Cod. 121
Cable Min. mm	2	2	2
Cable Max. mm	60	120	120

**OPTIONAL**

- **SPOOL FOR COILS CODE 6280.1000**
- **AUTOMATIC CABLE LAYERING DEVICE CONTROLLED THROUGH PLC TOUCH SCREEN CODE 5311**  
Controlled by a stepper motor with following settings: trolley starting measurement and inversion measurement, device cable cutting measurement device with automatic slowdown, trolley speed according to the cable diameter. The settings can be changed while the machine is working.
- **ELECTROHYDRAULIC GEARCASE CODE 6311**  
Electrohydraulic gearcase for the drum lifting
- **ELECTROHYDRAULIC CABLE SHEARS CODE 0150**

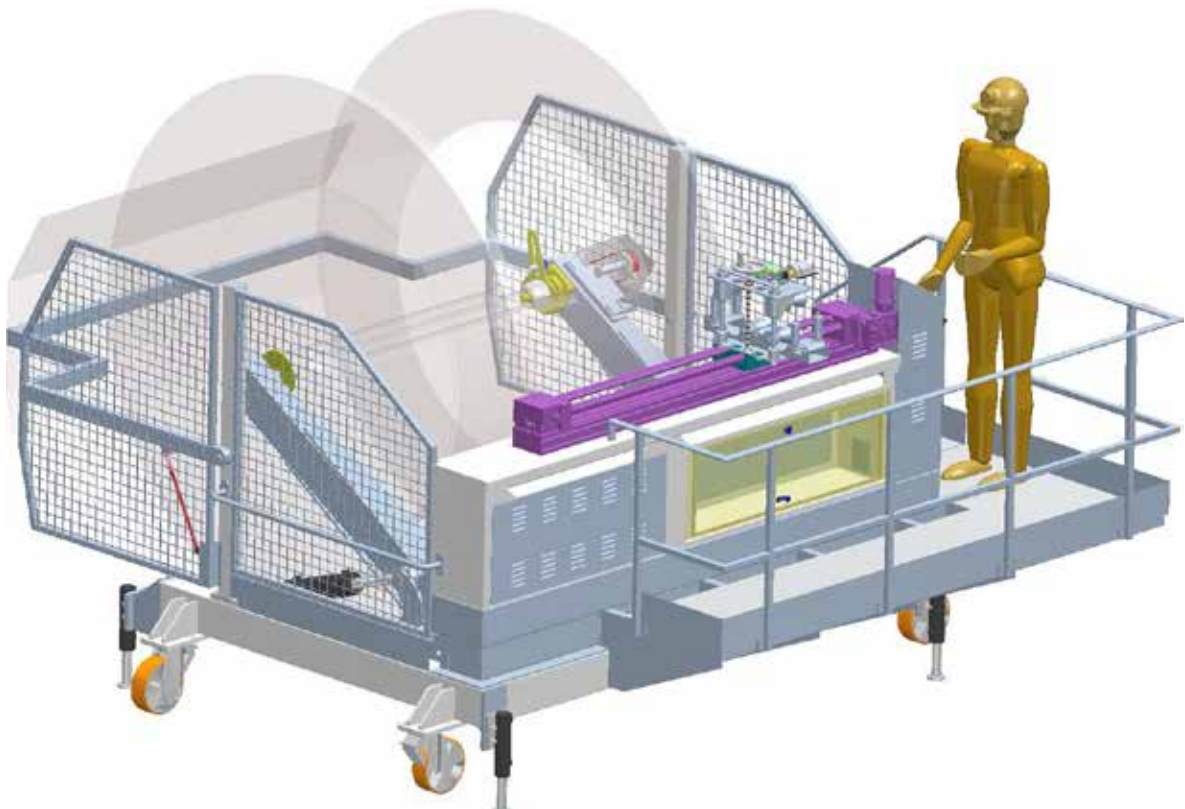
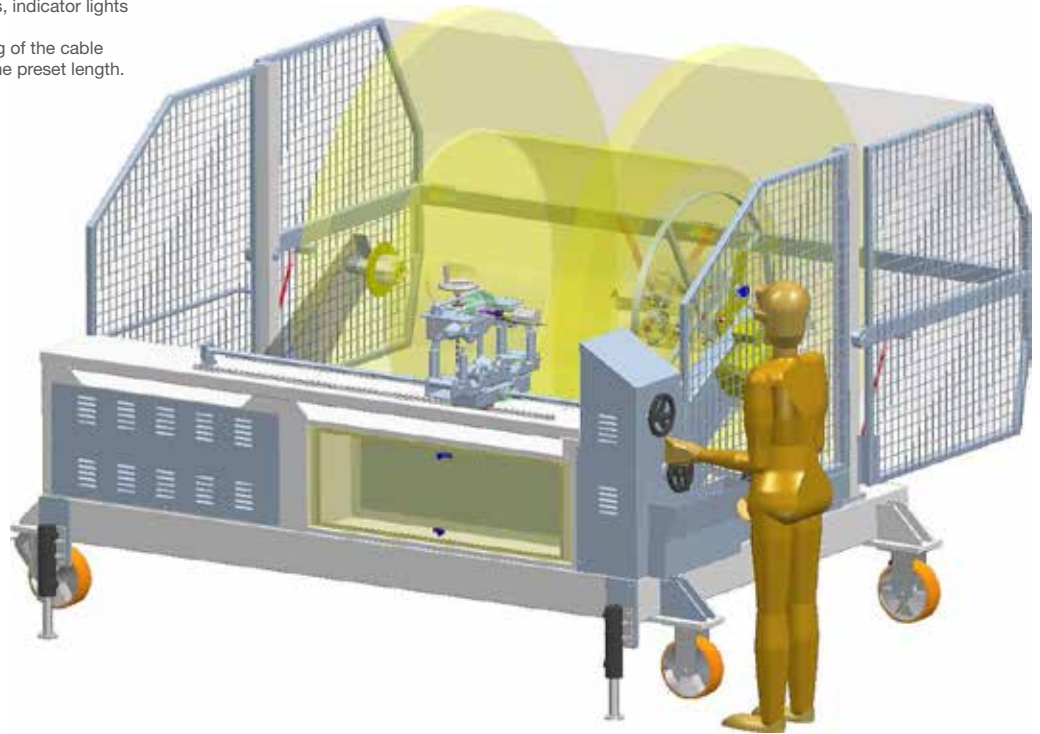


# RRM

DRUM WINDERS

## CONTROL PANEL OPTIONS

- Power supply 380 V - 50 HZ
- Speed adjustment with INVERTER and potentiometer
- Gear motor with integrated control panel with emergency stop button on the coils, indicator lights and control push-button strip.
- Digital counter SELET with setting of the cable measurement device and stop at the preset length.





# 3 COIL WINDERS

# EASY

Spool coiler on a base for wind cable coils and reels.



## OPTIONAL

SUPPORT FOR MEASUREMENT DEVICE METAL 20 or METAL MEDIUM 30

### CHARACTERISTICS METAL 20 COD. 100

- For round cables with a diameter of 2 to 20 mm. (margin of error +- ½ %)
- Mechanical meter counters with manual reset.
- Manual cable cutter.

### CHARACTERISTICS METALMEDIUM 30 COD. 110

- For round cables with a diameter of 2 to 30 mm. (margin of error +- ½ %)
- Manual cable cutter (not for steel and copper)
- Mechanical meter counters with manual reset.

## TECHNICAL CHARACTERISTICS

Model	0400
Dimension mm	1300x700x800
Weight Kg	65
<b>SPOOL</b>	
Wheel mm	700
Carrying Capacity Kg	150
<b>REEL</b>	
Reel Max.	700
Width Max. mm	560
Carrying Capacity Kg	150

# INTERMATRIX Manual coiler/winding machine/unwinding machine

COIL WINDERS AND SPOOLS

One single machine for assembling and winding coils and drums.

This machine has been designed with the precise aim of minimizing as much as possible the time needed to measurement device and wind cables on coils and spools from coils or spools. This extremely simple, robust and safe machine allows only one operator to carry out all the daily measurements in a cable warehouse. The machine is easy to handle and suitable to move along an electric cable storage rack.



TECHNICAL CHARACTERISTICS	
Model	0421
Dimensions mm	1650x1400x900
Weight Kg	114
Control	Manual
Layering	Manual
Measurement device	110
Cable Min. mm	2
Cable Max. mm	30
Cutting	Manual

WINDING SPOOL	
COIL	
Carrying Capacity Kg	150
Wheel mm	700
Core Min. mm	325
Max. Core Width mm	190
REEL	
Shaft	30
Diameter max mm	600
Width Max. mm	480
Weight Max. Kg	150

UNWINDING ROLLING SYSTEM	
REEL	
Carrying Capacity Kg	400
Max.	800
Width Max. mm	640



# INTERMATRIX

COIL WINDERS AND SPOOLS

## Optional



UNCOILER SPOOL (OPTIONAL)

Carrying capacity Kg	70
Spool diameter mm	550
Core diameter min. mm	50
Core diameter max. mm	340

# FASTEVLUTION

## COIL WINDERS AND SPOOLS

This machine has been designed with the precise aim of minimizing as much as possible the time needed to measurement and wind cables on coils and spools from coils or spools. This extremely simple, robust and safe machine allows only one operator to carry out all the daily measurements in a cable warehouse. The machine is easy to handle and suitable to move along an electric cable storage rack.



TECHNICAL CHARACTERISTICS	
Model	0451
Dimensions mm	1070x1400x1500
Weight Kg	240
Speed RPM	0/70
Voltage V	220
Power KW	1,1
Measurement device	Code 0111
Cable Min. mm	2
Cable Max. mm	50



### FAST EVOLUTION FEATURES

- Solid and light steel frame;
- Protections made of tubing and welded protections;
- Wheels, two of them pivoting and equipped with a brake.



SPOOL	
Carrying Capacity Kg	150
Wheel mm	1000
Core Min. mm	325
Core Max. mm	450
Max. Core Width Max. mm	190
REEL	
Weight Max. Kg	150
Shaft mm	30
Diameter max mm	700
Width Max. mm	400



# 4 DRUM LIFTERS

# LIFTING AND PAY-OFF DEVICE *IRON*

DRUM LIFTERS

This equipment has been designed to minimize cable drums lifting and pay-off time.

Iron 1600 for drums up to 1600 mm diameter and up to 1500 Kg, Iron 3200 for drums up to 3200 mm diameter and up to 5000 Kg.



## FEATURES

- **FRAMES** made in high resistant and light steel profiles.
- **WHEELS** for transport.
- **LIFTING SYSTEM** with an hydraulic jack for "IRON 3200" and worm screw for "IRON 1600"
- Steel **SHAFT**, rotating on bushings with two steel self-centering and resistant drum collars.



## TECHNICAL CHARACTERISTICS

Model	0550.1600	0550.3200
Dimensions MM	820X800X490	1330X1320X720
Weight KG	22	90
Lifting	Screw	Hydraulic
DRUM		
Min. MM	600	600
Max. MM	1600	3200
Shaft MM.	48	76
Width Min. MM	280	280
Width Max. MM	1100	2000
Weight Max.	1500	5000

# LIFTING AND PAY-OFF DEVICE *TITANIUM*

DRUM LIFTERS

This equipment has been designed to minimize lifting and pay-off time.  
There are three different versions according to the drum sizes and weights.



## FEATURES

- Moving trolley on nylon-coated cast iron wheels.
- Hydraulic lifting pump similar to that of a “transpallet” with handle (to be used ONLY to move the trolley).
- Hydraulic pump lifting which operates at the same time on the lifting cylinders, so that the drum continuously remains in its horizontal position.
- Shaft with turned terminal and resin self-lubricating bushing bearing with steel cones.
- Painted with scratch-resistant epoxy powder coating (Ral 7035).

TECHNICAL CHARACTERISTICS			
Model	0600.1600E	0600.2200E	0600.2600E
Dimensions MM	1460x1200x1550	1980x1180x1850	1980x1200x2050
Weight KG	190	600	620
Lifting	Hydraulic	Hydraulic	Hydraulic

DRUM			
Shaft MM.	48	76	76
Max. MM	1600	2200	2600
Width Min. MM	280	280	280
Width Max. MM	1100	1300	1300
Carrying Capacity KG	1500	4000	5000



# LIFTING AND PAY-OFF DEVICE *TITANIUM*

DRUM LIFTERS




TITANIUM 2200E




TITANIUM 2600E

**OPTIONAL**

- ADJUSTABLE DISC BRAKE TO TENSION THE UNWINDED CABLE FROM THE DRUM.



TITANIUM 1600E

The background features a dark gray gradient with several overlapping, semi-transparent circles of varying shades of gray. A large, bold, orange number '5' is positioned on the left side of the text. The text 'COILER UNCOILER' is stacked to the right of the '5'.

**5** COILER  
UNCOILER



# SMALL

## COILER-UNCOILER

Coiler/uncoiler for measuring and cutting cable from or coils. It has an extremely strong and light base which can be easily used on the workbench.



### FEATURES

- Folded and welded steel **FRAME**.
- **STEEL WINDING** spool to easily tie coils and collapsible handle to take off the coil.
- Sheet **STEEL UNWINDING** spool with 3 adjustable aluminum pins to tension the coil to be unwinded and one central pin to insert the drum to be unwinded.



### TECHNICAL CHARACTERISTICS

Model	0300
Dimensions mm	1200x285x550
Weight Kg	25
Winding	Manual
Measurement device	Code 99
Cable Min. mm	5
Cable Max. mm	16

### WINDING REEL: TECHNICAL CHARACTERISTICS

Carrying capacity Kg	70
Wheel mm	550
Core Min. mm	150
Core Max. mm	180

### UNWINDING REEL: TECHNICAL CHARACTERISTICS

Capacity Kg	70
Wheel mm	550
Min. Core mm	100
Max. Core mm	300



### FEATURES OF THE MEASUREMENT DEVICE (CODE 99)

- Measurement device for round cables with a diameter of 5 to 16 mm (margin of error +/- 3-4 %)
- Aluminum knurled metric wheel for a greater grip and better measuring.
- Mechanical meter counter with manual reset.



# SMALL S

COILER-UNCOILER



TECHNICAL CHARACTERISTICS	
Model	0300S
Dimension mm	1200x285x550
Weight Kg	30
Winding	Manual
Measurement device	Code 0100
Cable Min. mm	1
Cable Max. mm	20

WINDING REEL: TECHNICAL CHARACTERISTICS		UNWINDING REEL: TECHNICAL CHARACTERISTICS	
Capacity Kg	70	Capacity Kg	70
Wheel mm	550	Wheel mm	770
Core Min. mm	150	Min. Core mm	130
Core Max. mm	180	Max. Core mm	370



#### FEATURES OF THE MEASUREMENT DEVICE "METAL 20" CODE 100

- Measurement device for round cables with a diameter of 1 to mm 20 (margin of error +/- 1-2 %)
- Aluminum knurled metric wheel for a greater grip and better measuring.
- Mechanical meter counter with manual reset.
- Manual shears for cables.

# ELECTRA SMALL

COILER-UNCOILER

ELECTRASMALL has been designed to have a small and quick winder machine.



TECHNICAL CHARACTERISTICS	
Model	0325
Dimensions mm	700x1100x700
Weight Kg	90
Control	Electric
Speed RPM	0/100
Voltage V	220
Power Kw	0,37
SPOOL	
Carrying Capacity Kg	70
Wheel mm	550
Core Min. mm	150
Core Max. mm	250

- Power supply 220 V - 50 VA .
- Speed adjustment with INVERTER and potentiometer from 0 to 100 rpm.
- Reduction gear 0,37 Kw with control panel with emergency button indicator lights.
- Pedal to start the winding process.

# ELECTRA BRAKE

Winding/unwinding trolley to produce, measure and cut cable coils from reels or coils. It is equipped with a disc brake to tension the cable and with a measurement device for 30 mm cable.

## FEATURES

- Solid and light steel **FRAME**.
- **PROTECTION** made of tubing and lexan.
- **WHEELS**, two of them pivoting and equipped with a brake.
- **WINDING SPOOL** in steel rods for a better spool winding.
- **UNWINDING SPOOL** in steel rods to tension the spool core.
- **SHAFT** to be screwed to the reel center to insert the coils.
- **DISC BRAKE** for the unwinding spool



TECHNICAL CHARACTERISTICS	
Model	0350BK
Dimensions mm	770x1200x1850
Weight Kg	195
Control	Electric
Speed RPM	0/100
Voltage V	220
Power Kw	0,37
Measurement device	110
Cable Min. mm	2
Cable Max. mm	30
Cutting	Manual

# ELECTRA BRAKE

COILER-UNCOILER



### CONTROL PANEL

- Power supply 220 V - 50 HZ (optional: 380 V)
- Speed adjustment with **INVERTER** and potentiometer from 0 to 100 rpm.
  - Gear motor 0,37 Kw
- Control panel with general switch, insert button, emergency stop button, lever for reel rotation forwards and backwards, indicator lights.

### FEATURES OF THE MEASUREMENT DEVICE "METALMEDIUM 30"

- Device for round cable with diameter from 2 to 30 mm (margin of error +/- 1-2%)
- Cable cutter with lever (not suitable for steel and copper)
- **OPTIONAL:** measurement device "METALMEDIUM 50" for cable with diameter from 2 to 50 mm

### WINDING SPOOL

Carrying Capacity Kg	70
Wheel mm	550
Core Min. mm	150
Core Max. mm	250

### UNWINDING SPOOL

Carrying Capacity Kg	70
Wheel mm	770
Core Min. mm	60
Core Max. mm	370



**CONTROL PANEL WITH TOUCH SCREEN PLC**  
To set the measure to take and manual handing.



### REEL

Shaft MM	25
Max. MM	700
Width Min. MM	85
Width Max. MM	350
Carrying Capacity KG	70



Coiler-uncoiler truck to wind, measure and cut, cable coils. ELECTRA has been designed to prepare cable coil from reel situated on the truck frame.

**FEATURES**

- **GUARD** made of tube and lexan.
- **WHEELS**, with two pivoting and fitted with brake.
- **SPOOL** in steel profiles to easy tie the coil.
- **SHAFT** for unwinding coil with diameter 18 mm with aluminium cones.

**CONTROL PANEL**

- Power supply 220 V - 50 VA .
- Speed adjustment with INVERTER and potentiometer from 0 to 100 rpm.
- Reduction gear 0,37 Kw with control panel with emergency button indicator lights

**FEATURES OF THE MEASUREMENT DEVICE METAL 20 CODE 100**

- For cable with diameter from 2 a 20 mm. (margin of error +- ½ %)
- Metric wheel in aluminum for an accurate measurement.
- Mechanical measurement device with manual reset.
- Cable cutter with lever.



**PROGRAMMABLE DIGITAL COUNTER SELET Code 0151**

- Electronic programmer with setting of the cable measurement and slowdown at the preset length. The device can be used also in manual modus as a meter counter.

TECHNICAL CHARACTERISTICS		
Model		0350
Dimensions mm		700x1200x1500
Weight Kg		153
Control		Electric
Speed RPM		0/100
Voltage V		220
Power Kw		0,37
Measurement device		Code 100
Cable Min. mm		1
Cable Max. mm		20
Cutting		Manual

REEL		
Shaft mm		20
Diameter Max. mm		700
Width Min. mm		0
Width Max. mm		460
Carrying Capacity Kg		100

WINDING SPOOL		
Carrying capacity		70
Disc. mm		550
Min. core mm		150
Max. core. mm		250

# ROLLER *UNROLL*

COILER-UNCOILER

Pair of rollers for drums up to 1250 mm and a max. weight of 700 kg, equipped with a stabilizing bar.



TECHNICAL CHARACTERISTICS	
Model	0500.1200
Dimensions mm	220x150x970
Weight Kg	16

DRUM	
Carrying Capacity Kg	700
Drum Max.	1250
Width Max. mm	900



# 6 ACCESSORIES

ACCESSORIES

These accessories have been designed to be quickly and easily used in order to allow a single operator to safely unwind electrical cables.



**CODE 0281**  
Zinc-coated steel drum cable layer with rotating support on an angle base to be used on the edges of wells.



**CODE 0310/0311**  
Lifting hook for fork lift. Carrying capacity: kg 2000 or kg 5000.



**CODE 0282**  
Zinc-coated steel cable layer with roller system.



**CODE 0241**  
Drum uncoiler rollers. Zinc-coated steel frame.



**CODE 0280**  
Zinc-coated steel cable layer.



**CODE 0200**  
Base with coiler spool.



**CODE 0210**  
Base with uncoiler spool with regulable linchpins.

TECHNICAL CHARACTERISTICS	
Model	0200
Dimension h mm	550x550x395
Weight Kg	10
Wheel Diameter mm	550
Core Diameter mm	150

TECHNICAL CHARACTERISTICS	
Model	0210
Dimension h mm	550x550x315
Weight Kg	10
Wheel Diameter mm	550
Core Diameter min mm	100
Core Diameter max mm	300



ACCESSORIES



**TRIPOD WITH UNCOILING SPOOL**

Spool for coils and reels. Equipped with adjustable linchpins.

TECHNICAL CHARACTERISTICS	
Model	CODE 0220.0550
Dimensions H MT	550x990x550
Carrying Capacity Kg	70

TECHNICAL CHARACTERISTICS	
Model	CODE 0220.0770
Dimensions H MT	770x990x770
Carrying Capacity Kg	70



**TRIPOD WITH COILER SPOOL**

TECHNICAL CHARACTERISTICS	
Model	CODE 0230.0550
Dimensions H MT	550x990x550
Carrying Capacity Kg	70

TECHNICAL CHARACTERISTICS	
Model	CODE 0230.0770
Dimensions H MT	770x990x770
Carrying Capacity Kg	70



**CODE 0312**

**HANGING** drum carrier with shaft, steel ropes and cross elements.





# 7 MEASUREMENT DEVICES

# METAL

- Device for round cables with a diameter of 5 to 16 mm (margin of error +/- 3-4 %)
- Aluminum knurled metric wheel for a greater grip and better measurement
- Mechanical meter counter with manual reset.
- Suitable for electrical cables, optical fiber cables, etc.



TECHNICAL CHARACTERISTICS	
Model	CODE 99
Dimensions mm	130x70x110
Weight Kg	1
Cable Min. mm	5
Cable Max. mm	16

- Device for round cables with a diameter from 2 to 20mm. (error margin + 1-2 %)
- Metric wheel made in aluminium knurled for a greater grip and a better measurement.
- Mechanical meter counters with manual reset.
- Manula cable cutter.
- Appropriate for cables: electrical, optical fibre .



TECHNICAL CHARACTERISTICS	
Model	CODE 100
Dimensions H mm	130x70x110
Weight Kg	5
Cable Min. mm	1
Cable Max. mm	20

# METALMEDIUM

MEASUREMENT DEVICES

- Device for round cables with a diameter from 2 to 30 mm. (error margin + 1-2 %)
- Metric wheel made in aluminium gummed for a greater grip and a better measurement.
- Manual counter with manual reset.
- Cable cutter.
- Appropriate for cables: steel, copper, electrical, optical fibre.



TECHNICAL CHARACTERISTICS	
Model	CODE 110
Dimensions mm (PxHxL)	260x340x340
Weight Kg	12
Cable Min. mm	2
Cable Max. mm	30


- Device for cables with a diameter from 2 to 50 mm (error margin + 1-2 %)
- Metric wheel made in aluminium gummed for a greater grip and a better measurement.
- Mechanical meter counter with manual reset.
- Appropriate for cables: steel, copper, electrical, optical fibre.



TECHNICAL CHARACTERISTICS	
Model	CODE 111
Dimensions mm	260x350x350
Weight Kg	13
Cable Min. mm	2
Cable Max. mm	50

# SUPERMETAL

- Device for round cables with a diameter from 2 to 60 mm. (error margin + 1-2 %)
- Metric wheel made in aluminium gummed for a greater grip and a better measurement.
- Mechanical counter with manual reset.
- Appropriate for cables: steel, copper, electrical, optical fibre.



## TECHNICAL CHARACTERISTICS

TECHNICAL CHARACTERISTICS	
Model	Code 120
Dimensions H mm	500x370x450
Weight Kg	17
Cable Min. mm	2
Cable Max. mm	60

- Device for round cables with a diameter from 2 to 120mm. (error margin + 1-2 %)
- Metric wheel made in aluminium knurled for a greater grip and a better measurement.
- Mechanical meter counters with manual reset
- OPTIONAL: Steel rolls for steel cables
- Appropriate for cables: steel, copper, electrical, optical fibre.



#### TECHNICAL CHARACTERISTICS

TECHNICAL CHARACTERISTICS	
Model	Code 121
Dimensions H mm	650x400x520
Weight Kg	60
Cable Min. mm	2
Cable Max. mm	120



Cef srl  
Via del Lavoro, 46/O  
50027 Loc. Ferrone - Greve in Chianti  
Firenze - Italy

T. +39 055 850 463  
S. [www.cef.it](http://www.cef.it)  
M. [info@cef.it](mailto:info@cef.it)