



ESD3000 - MODULAR HANDHELD TESTER

Electrostatic Discharge Testing



 This document has been optimized for electronic media

 Smart navigation through technical specifications. Click the green links.



Accredited Calibration

Quality at EMC PARTNER is based on an ISO 9001 management system. This is the foundation for an ISO 17025 accreditation verified by the Swiss Calibration Service (SCS). SCS No. 146 is the accreditation number of EMC PARTNER AG. Locally accredited but recognized worldwide through affiliation with the ILAC organisation



THE ESD TESTING SOLUTION

POWER AT YOUR FINGER TIPS


Electrostatic Discharge (ESD) is the most common test procedure applied to any electronic or electrical equipment. Used extensively to test:

- › Commercial products
- › Industrial systems
- › Military electronics
- › Automotive electronics
- › Fuses and detonators
- › Railway electronics
- › Avionic equipment qualification
- › Telecom equipment
- › Electronic components

The easily changeable and fully calibrated discharge networks, quickly adapt ESD3000 to the requirements of any new application.
Light and easy to use.

EASILY EXPANDABLE

ESD3000 is designed with the user in mind. The modular design allows configuration according to customer wishes, addition of more networks when adding applications and easy extension from 16kV to 30kV using the same generator. Automatic network recognition means ESD3000 is always ready.



Discharge Modules (DMx)

up to 16kV Air / 10kV Contact Discharges

- ESD3000 required

Available Extensions

- DM1 (150pF, 330 Ohm)
- DM4 (100pF / 1500 Ohm)
- DM6 (100pF / 1500 Ohm)

Discharge Networks (DNx)

up to 30kV Air- and Contact Discharges

- ESD3000 & RM32 required

Available Extensions

- DN1 (150pF / 330 Ohm)
- DN2 (330 pF, 2000 Ohm)
- DN3 (150 pF, 2000 Ohm)
- DN4 (500 pF, 5000 Ohm)
- DN5 (500 pF, 500 Ohm)
- DN6 (330 pF, 330 Ohm)

Included

Rechargeable Long-life batteries
 Up to 3 test tips (Sharp, Round, Corona)
 Charger & Firmware update cable
 Handy, robust carrying case



AVAILABLE MODULES

Commercial & Industrial

IEC 61000-4-2

ESD3000DM1 (150pF, 330 Ohm)



Component Test

IEC 61340-3-1 / JEDEC 22-A114 / MIL-STD-750D

ESD3000DM6 (100pF / 1500 Ohm)



Automotive

ISO 10605 / SAEJSSI-IS/FORD AB/AC /GMW 3097

ESD3000DN1(150pF / 330 Ohm)

ESD3000DN2 (330pF / 2000 Ohm)

ESD3000DN3 (150pF / 2000 Ohm)

ESD3000DN6 (330pF / 330 Ohm)



Military

MIL-STD-883 / GR78-CORE

ESD3000DM4 (100pF / 1500 Ohm)

STANAG 4239 / ISO 14304 / MIL-STD-1512

ESD3000DN4 (500pF / 5000 Ohm)

MIL-STD-331C / MIL-DTL-23659D / STANAG 4239

ESD3000DN5 (500pF / 500 Ohm)

MIL-STD-1576

ESD3000DN32-MIL3 (500pF / 0 Ohm)





UNIQUE FEATURES

The original 30kV battery powered generator with a unique system of changeable modules. Flexibility and power combined.

AA battery powered



Long life standard battery. Up to 8 hours on full battery charge. Readily available in any store.

Electronic polarity change



Single key press switches polarity before and during the test.

Extend testing capability



Add calibrated modules to maintain the system value. Unique modules and accessories for special applications.

Compact solution



Ergonomic hand held tester without additional base unit. Program directly on generator.

Tradition meets Technology

Over 25 years devoted to combining
latest technologies into the best products.

 **100% Swiss made products**



Technical Specifications

ESD3000 MODULES

ESD3000	Mainframe	DM1 (16 kV)	DM4	DM6	RM32	DN1 (30 kV)	DN2	DN3	DN4	DN5	DN6	MIL3
IEC 61000-4-2	✓	✓				alt*						
MIL-STD-883	✓		✓									
GR78-CORE	✓		✓									
IEC 61340-3-1	✓			✓								
JEDEC 22-A114	✓			✓								
JS-001	✓			✓								
MIL-STD-750	✓		✓									
ISO 10605	✓				✓	✓	✓	✓			✓	
DO-160 S25	✓	✓			✓	✓						
MIL-STD-461G CS118	✓	✓			✓	✓						
GMW3097	✓				✓		✓	✓			✓	
STANAG4239	✓				✓				✓	✓		
MIL-STD-331	✓				✓				✓	✓		
MIL-STD-1576	✓				✓							✓

* DN1 as alternative to DM1. Standard requires only 15 kV.

ACCESSORIES FOR DIFFERENT MODULES

ESD3000	Mainframe	DM1	DM4	DM6	RM32	DN1	DN2	DN3	DN4	DN5	DN6	MIL3
EARTH CABLE	✓	IEC				IEC						
ESD-VCP50	✓	IEC				IEC						
ESD-TARGET2	✓	IEC										
ESD-TARGET2 DN	✓					ISO	ISO	ISO			ISO	
ESD-VERI-V	✓	✓	0		0	✓	0	0	✓	✓	0	✓
ESD-STAND ED2	✓	0	0	0	0	0	0	0	0	0	0	0
ESD-HCP-AUTO	✓					ISO					ISO	
DM-EXT	✓								MIL	MIL		
SAFETY-S	✓								MIL	MIL		
TC-ST ED	✓								MIL	MIL		
WARNING LAMP	✓								MIL	MIL		
EMERGENCY STOP	✓								MIL	MIL		
ESD3000 CNH12	✓					0	0	0	0	0	0	
OPTOLINK	✓	0	0	0	0	0	0	0	0	0	0	0
TEMA	✓	0	0	0	0	0	0	0	0	0	0	0

0 = Optional Accessories, see product details

ESD3000	EARTH CABLE	ESD-VCP50	ESD-TARGET2	ESD-TARGET2 DN	ESD-VERI-V	ESD-STAND ED2	ESD-HCP-AUTO	DM-EXT	ESD-SAFETY-S	TC-ST ED	WARNING LAMP	EMERGENCY STOP	ESD3000 CNH12	ESD-OPTOLINK	TEMA SOFTW.
IEC61000-4-2	✓	✓	opt		opt	opt								opt	opt
MIL-STD-883														opt	opt
GR78-CORE														opt	opt
IEC61340-3-1														opt	opt
JEDEC 22-A114														opt	opt
JS-001															
MIL-STD-750														opt	opt
ISO10605	✓			opt	opt	opt	opt							opt	opt
DO-160 S25					✓									opt	opt
MIL-461G CS118	✓		✓		✓									opt	opt
GMW3097														opt	opt
STANAG4239								✓	✓	✓	✓	✓		opt	opt
MIL-STD-331								✓	✓	✓	✓	✓		opt	opt
MIL-STD-1576														opt	opt

1. ESD3000 MAINFRAME AND MODULES

1.1. TECHNICAL SPECIFICATIONS

ESD3000 Mainframe

To be used with modules	all modules from this document are compatible
Construction	fully portable, no additional basic unit
Control	LCD and 6 menu buttons, 1 trigger button
Maximum voltage	16 kV or 30 kV, depending on modules chosen
Voltage steps	100 V - test
Discharge polarity	positive, negative, alternating
Discharge modes	contact discharge (CD) and air discharge (AD)
Discharge frequency CD	max. 20 Hz, (pulse every 0.05, 0.1, 0.2 ... 60 s)
Discharge frequency AD	≥ 30 Hz or more, for ex. with DM1, DN1, other
Counter	pre-selectable, 1 to 29999
Discharge detection	selectable, count pulses or count discharges
Holding time	≥ 5 s
Trigger	manual, automatic, remote
Ramps	voltage, polarity
Reporting with TEMA	automatic report sequence, amplitude, polarity
Dimensions	for ex. with DM1 and tip 340 x 130 x 70 mm
Weight mainframe	730 g, w/o battery pack and module
Weight equipped	1050 g, with battery pack, DM1 and AD tip
Power supply	10 x AA rechargeable batteries or mains
Included	10 batteries, mains adapter, ground cable 2 m, 3 test tips (AD, AD2, CD), carrying case, RS232 cable, E3Loader for remote control
Requires	at least a DM module, or a DN module + RM32



ESD3000DM1

Standards	IEC 61000-4-2 (latest)
Other standards	MIL-STD-461G CS118, DO-160 Section 25
Storage capacitor	150 pF according to IEC61000-4-2
Discharge resistor	330 Ω according to IEC61000-4-2
Circuit inductance	< 5 μ H
Voltage range AD	0.2 – 16 kV \pm 5 %
Voltage range CD	0.2 – 10 kV \pm 5 %
Current rise time into 2 Ω	0.8 \pm 25 %
First I peak into 2 Ω CD	7.5 A @ 2 kV – 37.5 A @ 10 kV (\pm 15 %)
Current at 30 ns	4 A @ 2 kV – 20 A @ 10 kV (\pm 30 %)
Current at 60 ns	2 A @ 2 kV – 10 A @ 10 kV (\pm 30 %)
Optional	ESD-TARGET2



ESD3000DM4

Standards	MIL-STD-883, GR78-CORE, MIL-STD-750
Storage capacitor	100 pF \pm 10 %
Discharge resistor	1500 Ω \pm 10 %
Voltage range AD	0.2 – 16 kV \pm 5 %
Voltage range CD	0.2 – 10 kV \pm 5 %
Current rise time into 2 Ω	< 10 ns @ 0.2 – 8 kV
I peak into 2 Ω (CD)	2.66 A @ 4 kV, 3.33 A @ 5 kV
RC time constant	150 \pm 20 ns



ESD3000DM6

Standards	IEC 61340-3-1, JS-001
Storage capacitor	100 pF according to IEC61000-4-2
Discharge resistor	1500 Ω according to IEC61000-4-2
Voltage range CD	0.25 – 8 kV \pm 10 %
Current rise time into 2 Ω	2 – 10 ns @ 0.25 – 8 kV
RC time constant	150 \pm 20 ns



30 KV

These extensions need the module ESD3000RM32

ESD3000DN1

Standards	IEC 61000-4-2, ISO 10605
Other standards	MIL-STD-461G CS118, DO-160 Section 25
Storage capacitor	150 pF according to IEC61000-4-2
Discharge resistor	330 Ω according to IEC61000-4-2
Circuit inductance	< 5 μ H
Voltage range AD	1 – 30 kV
Voltage range CD	1 – 30 kV
Current rise time into 2 Ω	0.8 \pm 25 %
First I peak into 2 Ω CD	7.5 A @ 2 kV – 112.5 A @ 30 kV
Current at 30 ns	4 A @ 2 kV – 60 A @ 30 kV
Current at 60 ns	2 A @ 2 kV – 30 A @ 30 kV
Requires	ESD3000RM32
Included in ESD3000RM32	detachable module for faster tr (<700ps)
Optional	ESD-TARGET2 DN , ESD-HCP-AUTO

ESD3000DN2

Standards	ISO 10605, GMW3097
Storage capacitor	330 pF according to IEC61000-4-2
Discharge resistor	2000 Ω according to IEC61000-4-2
Voltage range AD	2 – 30 kV \pm 5 %
Voltage range CD	2 – 30 kV \pm 5 %
Current rise time into 2 Ω	0.7 – 1 ns
First I peak into 2 Ω CD	7.5 A @ 2 kV – 112.5 A @ 30 kV (- 0 / + 30 %)
RC time constant	600 \pm 130 ns
Requires	ESD3000RM32
Optional	ESD-TARGET2 DN

ESD3000DN3

Standards	ISO 10605, GMW3097
Storage capacitor	150 pF according to IEC61000-4-2
Discharge resistor	2000 Ω according to IEC61000-4-2
Voltage range AD	2 – 30 kV \pm 5 %
Voltage range CD	2 – 30 kV \pm 5 %
Current rise time into 2 Ω	0.7 – 1 ns
First I peak into 2 Ω CD	7.5 A @ 2 kV – 112.5 A @ 30 kV (- 0 / + 30 %)
RC time constant	300 \pm 60 ns
Requires	ESD3000RM32
Optional	ESD-TARGET2 DN



ESD3000DN4

Standards	STANAG4239, ISO14304, MIL-STD-1512, MIL-STD-331
Storage capacitor	500 pF ± 10 %
Discharge resistor	5000 Ω ± 10 %
Voltage range CD	2 – 30 kV ± 5 %
I rise time into 2 Ω CD	0.7 – 1 ns
Requires	ESD3000RM32
Optional	ESD3000 SAFETY-S, DM-EXT, TC-ST ED, WARNING-LAMP, EMERGENCY-STOP



ESD3000DN5

Standards	STANAG4239, MIL-STD-1512, MIL-STD-331
Storage capacitor	500 pF ± 10 %
Discharge resistor	500 Ω ± 10 %
Voltage range CD	2 – 30 kV ± 5 %
I rise time into 2 Ω CD	0.7 – 1 ns
Requires	ESD3000RM32
Optional	ESD3000 SAFETY-S, DM-EXT, TC-ST ED, WARNING-LAMP, EMERGENCY-STOP



ESD3000DN6

Standards	ISO 10605, GMW3097
Storage capacitor	330 pF according to IEC61000-4-2
Discharge resistor	330 Ω according to IEC61000-4-2
Voltage range AD	2 – 30 kV ± 5 %
Voltage range CD	2 – 30 kV ± 5 %
Current rise time into 2 Ω	0.7 – 1 ns
RC time constant	300 ± 130
Requires	ESD3000RM32
Optional	ESD-TARGET2 DN, ESD-HCP-AUTO



ESD3000DN32-MIL3

Standard	MIL-STD-1576
Storage capacitor	500 pF
Discharge resistor	0 Ω
Voltage range CD	2 – 30 kV ± 5 %
Requires	ESD3000RM32



1.2. POWER, CLIMATIC CONDITIONS, SHIPPING WEIGHT, DIMENSIONS

ESD3000 mainframe

Mains adapter	95 – 250 V (50/60 Hz)
Power consumption	ON < 20 VA, standby < 5 VA
Temperature range	15 – 35 °C
Humidity	30 – 60 % non-condensing
Air pressure	86 – 106 kPa
Shipping weight	2.4 kg plus selected modules
Carrying case dimensions	46 x 41 x 17 cm
Included in delivery	
User manual	with conformity declaration
Calibration certificate	factory calibration for selected modules

2. ACCESSORIES FOR ESD3000

2.1. TECHNICAL SPECIFICATIONS

EARTH CABLE

Application	connection of HCP or VCP to ground plane
Impedance	2 x 470 k Ω \pm 1 %
Length	2 m
Connectors	2 x banana plugs

ESD-VCP50

Application	indirect ESD application as per IEC 61000-4-2
Spacer in between	10 cm wooden spacer
Coupling plane	50 x 50 cm
Application points	one on each side
Dimensions	50 x 50 x 10 cm
Weight	8 kg
Included	2 m earth cable (with 2 x 470 k Ω)



ESD-TARGET2

Standard	IEC 61000-4-2 latest
Application	current target for calibration of ESD generator
Input impedance	2 Ω
Input voltage	max. 10 kV CD
Frequency range	\pm 0.5 dB up to 1 GHz, \pm 1.2 dB up to 4 GHz
Current range	0 – 50 A standard, could be extended
Transfer function	0.2 V / 1 A with 20 dB
Diameter	70 mm
Thickness	40 mm
Weight	398 g including attenuator
Fixing	8 x M3 screws, included in delivery
Included	20 dB att., 50 Ω coax. cable (1 m) with SMA out



ESD-TARGET2 DN

Standard	IEC 61000-4-2 latest
Application	current target for calibration of ESD generator
Input impedance	2 Ω
Input voltage	max. 30 kV CD
Frequency range	\pm 0.5 dB up to 1 GHz, \pm 1.2 dB up to 4 GHz
Current range	0 – 120 A standard, could be extended
Transfer function	0.2 V / 1 A with 20 dB, 0.02 V / 1 A with 40 dB
Diameter	70 mm
Thickness	40 mm
Weight	398 g including attenuator
Fixing	8 x M3 screws, included in delivery
Included	40 dB att., 50 Ω coax. cable (1 m) with SMA out



ESD-VERI-V

Application	adapter for ESD DC voltage measurement
Input impedance	20 GΩ 3 pF
Input voltage range	0 – 32 kV
Output voltage range	0 – 1.6 V in 10MΩ or 1MΩ
Output connector	BNC
Dimensions	17 cm height, 5.5 cm diameter
Weight	433 g
Included	earth conductor, BCN adapter, BNC termination



ESD-STAND Ed2

Application	stand for supporting ESD gun, fixed point test
Height	50 – 180 cm, adjustable
Position	360° adjustable
Dimensions	64 x 17 x 12 cm (packed)
Weight	4 kg
Included	cable holder for calibration

ESD-HCP-AUTO

Application	coupling plane as per ISO 10605 annex F
Length	1500 mm
Insulation distance	50 mm
Test level	8 – 20 kV, as per standard
Dimensions	180 x 120 x 5 cm
Weight	2.2 kg
Included	EARTH CABLE



ESD3000DM-EXT

Application	1 m extension cable for ESD3000 modules
Compatibility	DM and DN modules
Cable length	1 ± 0.05 m
Weight	0.5 kg including accessories
Can be used with	DN modules



ESD3000 SAFETY-S

Standard	MIL-STD-1512
Application	safety switch for testing explosive devices
Voltage	max. 30 kV CD
Dimensions	20 x 16 x 12 cm
Weight	2 kg including accessories
Included	mains adapter
To be used with	ESD3000DM-EXT , TC-MIG24 ED



TC-ST ED for testing explosive devices

Application	test cabinet
Voltage insulation	max. 36 kV
EUT dimensions	max. 20 x 30 x 20 cm
EUT weight	max. 5 kg
Safety circuit	door interlock
Signal lamps	red and green lamps built-in
External warning lamps	requires WARNING-LAMP , EMERGENCY-STOP
Dimensions	47 x 43.5 x 25.4 cm
Weight	8.5 kg
Included	connection cable 25pol to ESD3000 SAFETY-S



WARNING-LAMP

Cable length	5 m
Dimensions	diameter 7x cm x 25 cm
Weight	0.5 kg



EMERGENCY-STOP

Cable length	5 m
Dimensions	8 cm x 8 cm x 10cm
Weight	0.3 kg



ESD3000 CNH12

Application	Magnetic field loop for ESD3000 test system
Loop diameter	12 cm
Loop current allowed	> 100 A
Discharge mode selection	contact discharge (CD)
Current at 15 kV setting	50 A, with RM32 and DN1
Current at 30 kV setting	108 A, with RM32 and DN1
Dimensions	33 x 13 x 1 cm
Weight	0.2 kg including accessories
Requires	ESD3000RM32 , ESD3000DN1 or other DN



ESD3000-OPTOLINK

Application	(insulating) optical cable ESD3000 - computer
Length	10 m
Interface	RS232, requires USB adapter
Baud rate	9600 bps
Weight	0.2 kg
Included	transceiver with mains adapter



TEMA

Application	control software for ESD3000 system
License	1 license for 1 generator
Capabilities with ESD3000	Sequences, reporting, remote control
Compatibility	Windows XP, 7, 8, 10
Requires	ESD3000-OPTOLINK

Specific EMC test requirements ?

Search & find your required test equipment with our powerful **QUICK SELECTOR** tool at

www.emc-partner.com

The screenshot displays the EMC PARTNER website interface. At the top, there is a search bar and a navigation menu with options: HOME, COMPANY PROFILE, EMC TEST EQUIPMENT (highlighted), EMC TEST SOFTWARE, CONTACT, and SERVICE & CALIBRATION. Below the navigation menu, there are icons for 'Find your Products by' with sub-options: Categories, Standards, Application, Impulse, Keyword, and Send inquiry. A mouse cursor is pointing at the 'Keyword' icon.

Search product by standard

Find Product by Standard: IEC, ITU, MIL-STD, EN, DO-160, Airbus & more...
Select one or more checkboxes and press the search button to show the products.

<input type="checkbox"/> ABD0100.1.2	<input type="checkbox"/> IEC 60255-5	<input type="checkbox"/> IEC 61000-4-34	<input type="checkbox"/> IEC 62052-11	<input type="checkbox"/> MIL-STD-461 / CS117
<input type="checkbox"/> ABD0100.1.8.1	<input type="checkbox"/> IEC 60335-1	<input type="checkbox"/> IEC 61000-4-4	<input type="checkbox"/> ISO 10605	<input type="checkbox"/> MIL-STD-461 / CS118
<input type="checkbox"/> ANSI / IEEE 62.45	<input type="checkbox"/> IEC 60384-14	<input type="checkbox"/> IEC 61000-4-5	<input type="checkbox"/> ITU-T K.20	<input type="checkbox"/> MIL-STD-883
<input type="checkbox"/> ANSI C37.90	<input type="checkbox"/> IEC 60571	<input type="checkbox"/> IEC 61000-4-8	<input type="checkbox"/> ITU-T K.21	<input type="checkbox"/> NMI M6 Section A.219
<input type="checkbox"/> ANSI C62.41	<input type="checkbox"/> IEC 60664-1	<input type="checkbox"/> IEC 61000-4-9	<input type="checkbox"/> ITU-T K.22	<input type="checkbox"/> Renault 32-10-001/D
<input type="checkbox"/> ANSI C63.16	<input type="checkbox"/> IEC 60950-1	<input type="checkbox"/> IEC 61008-1	<input type="checkbox"/> ITU-T K.44	<input type="checkbox"/> Renault 32-10-035/A
<input type="checkbox"/> DC 10614	<input type="checkbox"/> IEC 61000-3-2	<input type="checkbox"/> IEC 61009-1	<input type="checkbox"/> ITU-T K.45	<input type="checkbox"/> RTCA DO-160 - Section 17
<input type="checkbox"/> EN 50121-3-2	<input type="checkbox"/> IEC 61000-3-3	<input type="checkbox"/> IEC 61010-1	<input type="checkbox"/> JASO D 001-94	<input type="checkbox"/> RTCA DO-160 - Section 19
<input type="checkbox"/> EN 50121-4	<input type="checkbox"/> IEC 61000-4-10	<input type="checkbox"/> IEC 61051-1	<input type="checkbox"/> JESD22-A114-B	<input type="checkbox"/> RTCA DO-160 - Section 22
<input type="checkbox"/> EN 50155	<input type="checkbox"/> IEC 61000-4-11	<input type="checkbox"/> IEC 61180-1	<input type="checkbox"/> JESD22-A115-A	<input type="checkbox"/> RTCA DO-160 - Section 25
<input type="checkbox"/> EUROCAE/ED-14	<input type="checkbox"/> IEC 61000-4-12	<input type="checkbox"/> IEC 61180-2	<input type="checkbox"/> MIL-DTL-23659D	<input type="checkbox"/> SAE J551-15
<input type="checkbox"/> FAA AC 20-136	<input type="checkbox"/> IEC 61000-4-16	<input type="checkbox"/> IEC 61340-3-1	<input type="checkbox"/> MIL-STD-1512	<input type="checkbox"/> STANAG 4239
<input type="checkbox"/> IEC 60060-1	<input type="checkbox"/> IEC 61000-4-18	<input type="checkbox"/> IEC 61340-3-2	<input type="checkbox"/> MIL-STD-1541	<input type="checkbox"/> UL 1414
<input type="checkbox"/> IEC 60060-2	<input type="checkbox"/> IEC 61000-4-19	<input type="checkbox"/> IEC 61439	<input type="checkbox"/> MIL-STD-331	<input type="checkbox"/> UL1449
<input type="checkbox"/> IEC 60065-1	<input type="checkbox"/> IEC 61000-4-2	<input type="checkbox"/> IEC 61643-1	<input type="checkbox"/> MIL-STD-461 / CS106	<input type="checkbox"/> VDE 0675 Teil 6
<input type="checkbox"/> IEC 60255-22-1	<input type="checkbox"/> IEC 61000-4-28	<input type="checkbox"/> IEC 61730-1	<input type="checkbox"/> MIL-STD-461 / CS115	<input type="checkbox"/> VW TL 824-66

Search Product by

- Standard
- Application
- Impulse
- Keyword

or send us your concrete inquiry directly via website

For further information please do not hesitate to contact your local EMC PARTNER AG representative.
Visit our website for more information and contact details.

www.emc-partner.com




Swiss Headquarters

EMC PARTNER AG
Baselstrasse 160
CH - 4242 Laufen

Phone +41 61 775 20 30
Fax +41 61 775 20 59
Email sales@emc-partner.ch
Web www.emc-partner.com

Your local representative



Information and specifications in this document are an indication of capability only. V4.01 Subject to change without notice. EMC PARTNER AG publishes only the English version of this document. Translation into other languages is not guaranteed to be a true representation of content or specification.

© by EMC PARTNER AG. No changes or reproduction without permission of EMC PARTNER AG allowed.