

NEW! DALI-2
ASSORTMENT

THE BEST DETECTORS FOR THE RIGHT APPLICATION. **ESY!**



**PRESENCE- AND
MOTION DETECTORS
EASY TO SELECT**

APPLICATIONS

FOR PRESENCE- AND MOTION DETECTORS

Room	Installation type	230 V (ON/OFF)		DALI / DALI-2		KNX	
		Product name	Item no.	Product name	Item no.	Product name	Item no.
SINGLE OFFICE STANDARD							
	 Recessed mounting			PD-C 360i/8 DUO DALI	EP10427442	PD-C 360i/8 KNX UP	EP10427404
	 Surface mounting			PD-C 360i/8 DUO DALI with COMPACT MOUNTING BOX IP20 SM WH	EP10427442 EP10425370	PD-C 360i/8 KNX UP with COMPACT MOUNTING BOX IP20 SM WH	EP10427404 EP10425370
	 Flush ceiling installation with glass cover			PD-FLAT 360i/8 RW DALI* with FLAT COVER GLASS ROUND WH	EP10427541 EP00007255	PD-FLAT 360i/8 RW KNX with FLAT COVER GLASS ROUND WH	EP10451706 EP00007255
GROUP AND LARGE SPACE OFFICES							
	 Recessed mounting	PD-C 360i/24	EP10428067	PD-C 360i/24 DUO DALI	EP10427459	PD-C 360i/24 KNX UP	EP10427428
	 Surface mounting	PD-C 360i/24 with COMPACT MOUNTING BOX IP20 SM WH	EP10428067 EP10425370	PD-C 360i/24 DUO DALI with COMPACT MOUNTING BOX IP20 SM WH	EP10427459 EP10425370	PD-C 360i/24 KNX UP with COMPACT MOUNTING BOX IP20 SM WH	EP10427428 EP10425370
REVERSIBLE OFFICE							
	 Recessed mounting with multi-sensor					PD-ATMO 360i/8 O KNX	EP10427220
	 Recessed mounting			PD-FLAT 360i/8 RW DALI*	EP10427541	PD-FLAT 360i/8 RD WH KNX	EP10451706
	 Flush ceiling installation with glass cover			PD-FLAT 360i/8 RW DALI* with FLAT COVER GLASS ROUND WH	EP10427541 EP00007255	PD-FLAT 360i/8 RW KNX with FLAT COVER GLASS ROUND WH	EP10451706 EP00007255
	 Recessed mounting			PD-C 360bt/8 APC10 PS plus DALI-2	EP10428142		
	 Recessed mounting			PD-C 360bt/8 APC30 HCL PS plus DALI-2	EP10428296		
	 Recessed mounting			PD-FLAT 360i/8 RW BMS DALI-2	EP10423031		
CLASSROOMS							
	 Recessed mounting with multi-sensor					PD-ATMO 360i/8 O KNX	EP10427220
	 Recessed mounting			PD-C 360i/24 DUO DALI	EP10427459	PD-C 360i/24 KNX UP	EP10427428
	 Surface mounting			PD-C 360i/24 DUO DALI with COMPACT MOUNTING BOX IP20 SM WH	EP10427459 EP10425370	PD-C 360i/24 KNX UP with COMPACT MOUNTING BOX IP20 SM WH	EP10427428 EP10425370
PATIENT ROOMS							
	 Recessed mounting	PD-C 360i/8	EP10425059	PD-C 360i/8 DUO DALI	EP10427442	PD-C 360i/8 KNX UP	EP10427404
	 Surface mounting	PD-C 360i/8 with COMPACT MOUNTING BOX IP54 SM WH	EP10425059 EP10425905	PD-C 360i/8 DUO DALI with COMPACT MOUNTING BOX IP54 SM WH	EP10427442 EP10425905	PD-C 360i/8 KNX UP with COMPACT MOUNTING BOX IP54 SM WH	EP10427404 EP10425905
	 Flush ceiling installation	PD-CE 360i/8	EP10510700				
ENTRANCE AREAS							
	 Flush ceiling installation with glass cover	PD-FLAT 360i/8 RW with FLAT COVER GLASS ROUND WH	EP10427930 EP00007255	PD-FLAT 360i/8 RW DALI* with FLAT COVER GLASS ROUND WH	EP10427541 EP00007255	PD-FLAT 360i/8 RW KNX with FLAT COVER GLASS ROUND WH	EP10451706 EP00007255
	 flush ceiling installation miniaturized	PD-C 360i/8 mini	EP10426025	PD-FLAT 360i/8 mini DALI* or PD-FLAT 360i/6 mini DALI*	EP10427510 EP10427503	PD-C 360i/8 mini KNX	EP10426155
	 Surface mounting	MD 360i/8 BASIC IP54	EB10431319				

When selecting products, please always observe the locally applicable standards and regulations with regard to the minimum requirements.

* These detectors require a DALI power supply (EC10430008) to be ordered separately.

Topseller

WH = white **BR** = brown **RD** = round
BK = black **SST** = stainless steel effect **SQ** = square
AN = anthracite

APPLICATIONS

FOR PRESENCE- AND MOTION DETECTORS

Room	Installation type	230 V (ON/OFF)		DALI / DALI-2		KNX		
		Product name	Item no.	Product name	Item no.	Product name	Item no.	
FLURE								
	Recessed mounting	PD-C 360i/32 Corridor or MD-C 360i/32 Corridor	EP10428180 EP10428128			PD-C 360i/32 KNX	EP10427794	
	Surface mounting	PD-C 360i/32 Corridor or MD-C 360i/32 Corridor with COMPACT MOUNTING BOX IP20 SM WH	EP10428180 EP10428128 EP10425370			PD-C 360i/32 KNX with COMPACT MOUNTING BOX IP20 SM WH	EP10427794 EP10425370	
	Wall recessed mounting	MD 180i/16 BASIC	EB10430459			PD-C 180i KNX	EP10426445	
STAIRCASES								
	Recessed mounting	MD-C 360i/8	EP10055393					
	Surface mounting	MD-C 360i/8 with COMPACT MOUNTING BOX IP54 SM WH	EP10055393 EP10425905					
	Wall recessed mounting	MD 180i/16 BASIC	EB10430459			PD-C 180i KNX	EP10426445	
SIDE ROOMS								
	Surface mounting	MD 360i/8 BASIC or MD 360i/24 BASIC	EB10430428 EB10430862					
	Surface mounting	MD 360i/8 BASIC SMB or MD 360i/24 BASIC SMB	EB10430466 EB10430909					
	Wall recessed mounting	MD 180i/16 BASIC	EB10430459					
WAREHOUSE								
	Recessed mounting	PD-C 360i/32 Warehouse DIM plus	EP10425783					
	Surface mounting	PD-C 360i/32 Warehouse slave with COMPACT MOUNTING BOX IP54 SM WH	EP10425790 EP10425905					
SANITARY FACILITIES								
	Recessed mounting	PD-C 360i/8 MIC	EP10425882			PD-C 360i/8 KNX UP	EP10427404	
	Surface mounting	MD 360i/8 BASIC IP54	EB10431319			PD-C 360i/8 KNX UP with COMPACT MOUNTING BOX IP54 SM WH	EP10427404 EP10425905	
	Wall recessed mounting	MD 180i/16 BASIC or MD 180i/R	EB10430459 EM10055010			PD-C 180i KNX	EP10426445	
CANTEENS								
	Recessed mounting			PD-C 360i/24 DUO DALI	EP10427459	PD-C 360i/24 KNX UP	EP10427428	
	Surface mounting			PD-C 360i/24 DUO DALI with COMPACT MOUNTING BOX IP20 SM WH	EP10427459 EP10425370	PD-C 360i/24 KNX UP with COMPACT MOUNTING BOX IP20 SM WH	EP10427428 EP10425370	
OUTDOOR AREAS RANGE MAX. Ø 40 M								
	Wall- or ceiling mounting with pivot socket	RC 230i white	EM10015311			RC 230 KNX white	EM10015472	
	Wall- or ceiling mounting with flexible sensor head	DEFENSOR MD 230° 40 IR 1C IP55 WH	EM10025372					
HOUSE ENTRANCE RANGE MAX. Ø 20 M								
	Wall mounting	DEFENSOR MD 200° 24 IR 1C IP55 WH	EM10025358					
	Wall mounting (with corner socket at the corner of the house)	MD 200 white with MD EDGE MOUNTING WH	EM10025310 EM10025518					
	Wall mounting	MD-W 200i white	EM10041006					

MOTION DETECTORS




INDOOR

Ceiling detectors		Wall detectors		Installation height	Protection type	integrated acoustic sensor	Light channel switching	Light channel regulating	HVAC channel switching	Switching output (relay)	Push button input	Remote control	New product
COMPACT SERIES – CONTROL IN UNIFORM DESIGN													
	∅ 8 m, 360°	∅ 24 m, 360°	∅ 32 m, 360°	32 m (elliptical), 360°									
230 V (ON/OFF)	MD-C 360i/8 EP10055393	MD-C 360i/24 EP10055317	MD-C 360i/32 EP10427749	MD-C 360i/32 Corridor EP10428128	8: 3 - 5 m 24/32: 3 - 10 m	IP20, IP54 with surface-mounted box	1			1	1	Mobil-PDi/MDi ESY-Pen & ESY-App	
	MD-C 360i/8 WAGO WINSTA EP10424809	MD-C 360i/24 WAGO WINSTA EP10424816			8: 3 - 5 m 24: 3 - 10 m	IP20	1			1	1	Mobil-PDi/MDi ESY-Pen & ESY-App	★
	MD-C 360i/8 MIC EP10425875				3 - 5 m	IP20, IP54 with surface-mounted box	• 1			1	1	Mobil-PDi/MDi ESY-Pen & ESY-App	
COMPACT EXPRESS SERIES – SPECIAL DESIGN FOR SYSTEM CEILINGS													
	∅ 8 m, 360°	∅ 8 m, 360°	∅ 24 m, 360°	∅ 24 m, 360°									
230 V (ON/OFF)	MD-CE 360i/8 EP10510007	MD-CE 360i/8 WIELAND GST EP10510014	MD-CE 360i/24 EP10510021	MD-CE 360i/24 WIELAND GST EP10510038	8: 3 - 5 m 24: 3 - 10 m	IP40	1			1	1	Mobil-PDi/MDi ESY-Pen & ESY-App	
		MD-CE 360i/8 WAGO WINSTA EP10510045		MD-CE 360i/24 WAGO WINSTA EP10510052	8: 3 - 5 m 24: 3 - 10 m	IP40	1			1	1	Mobil-PDi/MDi ESY-Pen & ESY-App	
COMPACT MINI SERIES – QUALITY SENSORS IN THE SMALLEST FORMAT													
	∅ 6 m, 360°	∅ 8 m, 360°	∅ 12 m, 360°										
230 V (ON/OFF)	MD-C 360i/6 mini EP10425851	MD-C 360i/8 mini EP10426001	MD-C 360i/12 mini EP10426018		6/8/12: 3 - 5 m	IP55	1			1	1	Mobil-PDi/MDi Mobil-RCi-M ESY-Pen & ESY-App	
	MD-C 360i/6 mini 12V EP10425776	MD-C 360i/8 mini-3m EP10427008			6/8: 3 - 5 m	IP55	1			1	1	Mobil-PDi/MDi ESY-Pen & ESY-App	
FLAT SERIES – ENERGY EFFICIENCY IN ELEGANT, FLAT DESIGN													
	∅ 8 m, 360°	∅ 8 m, 360°	∅ 8 m, 360°	∅ 8 m, 360°									
230 V (ON/OFF)	MD-FLAT 360i/8 RW EP10427886	MD-FLAT 360i/8 SW EP10427893	MD-FLAT-E 360i/8 RW EP10428548	MD-FLAT-E 360i/8 RW WIELAND GST EP10427862	2,5 - 5 m	IP20	1			1	1	Mobil-PDi/MDi ESY-Pen & ESY-App	
	MD-FLAT 360i/8 RB EP10428074	MD-FLAT 360i/8 SB EP10428081		MD-FLAT-E 360i/8 RW WAGO WINSTA EP10424861	2,5 - 5 m	IP20	1			1	1	Mobil-PDi/MDi ESY-Pen & ESY-App	★
	MD-FLAT-L 360i/8 RW EP10428609				2,5 - 5 m	IP20	1			1	1	Mobil-PDi/MDi ESY-Pen & ESY-App	
STANDARD SERIES – PROVEN TECHNOLOGY SIMPLY INSTALLED													
	∅ 8 m, 360°	∅ 24 m, 360°		∅ 16 m, 180°									
230 V (ON/OFF)	MD 360/8 EM10055324	MD 360i/24 EM10055300		MD 180i/R EM10055010	8: 3 - 5 m 24: 3 - 10 m	IP20	1			1	1	Mobil-PDi/MDi ESY-Pen & ESY-App	
					1,1 - 2,2 m	IP20, IP44 with cover or surface mounted box	• 1			1	1	Mobil-PDi/MDi ESY-Pen & ESY-App	
BASIC SERIES – FULL ENERGY EFFICIENCY FOR A SMALL BUDGET													
	∅ 8 m, 360°	∅ 8 m, 360°	∅ 24 m, 360°	∅ 24 m, 360°	∅ 16 m, 180°								
230 V (ON/OFF)	MD 360i/8 BASIC EB10430428	MD 360i/8 BASIC SMB EB10430466	MD 360i/24 BASIC EB10430862	MD 360i/24 BASIC SMB EB10430909		8/24: 3 - 5 m	IP40	1		1	1	Mobil-PDi/MDi ESY-Pen & ESY-App	
	MD 360/8 BASIC EB10430404	MD 360/8 BASIC SMB EB10430497	MD 360/24 BASIC EB10430848	MD 360/24 BASIC SMB EB10430886		8/24: 3 - 5 m	IP40	1		1	1		
		MD 360i/8 BASIC IP54 EB10431319		MD 360i/24 BASIC IP54 EB10431326		8/24: 3 - 5 m	IP54	1		1	1	Mobil-PDi/MDi ESY-Pen & ESY-App	★
		MD 360/8 BASIC IP54 EB10431340		MD 360/24 BASIC IP54 EB10431333		8/24: 3 - 5 m	IP54	1		1	1		★
				MD 180i/16 BASIC EB10430459	1,1 - 2,2 m	IP40, IP44 with cover or surface mounted box	1			1	1	Mobil-PDi/MDi ESY-Pen & ESY-App	






PRESENCE DETECTORS INDOOR

Ceiling detectors	Wall detectors	Installation height	Protection type	Multi-sensorics	Light channel switching/regulating	HVAC channel switching	Switching output (relay)	Push button input	Remote control	New product
-------------------	----------------	---------------------	-----------------	-----------------	------------------------------------	------------------------	--------------------------	-------------------	----------------	-------------

ATMO SERIES – MULTISENSOR TECHNOLOGY FOR OPTIMAL ROOM CLIMATE

	∅ 8 m, 360°	∅ 8 m, 360°	∅ 8 m, 360°							
										
KNX	PD-ATMO 360i/8 O KNX EP10427220	PD-ATMO 360i/8 A KNX EP10427206	PD-ATMO 360i/8 T KNX EP10427213	3 - 5 m	IP20	Microphone, temperature, humidity (O & A), VOC (O)	2	1	Mobil-PDi/User ESY-Pen & ESY-App	

COMPACT SERIES – MULTI-CHANNEL CONTROL IN UNIFORM DESIGN

	∅ 8 m, 360°	∅ 24 m, 360°	∅ 32 m, 360°	32 m (elliptisch), 360°	∅ 16 m, 180°	Installation height	Protection type	integrated acoustic sensor	Light channel switching	Light channel regulating	HVAC channel switching	Switching output (relay)	Push button input	Remote control	New product
															
	PD-C 360i/8 EP10425059	PD-C 360i/24 EP10428067	PD-C 360i/32 EP10427756	PD-C 360i/32 Corridor EP10428180		8: 3 - 5 m 24/32: 3 - 10 m	IP20, IP54 with surface-mounted box	1				1	1	Mobil-PDi/MDi ESY-Pen & ESY-App	
	PD-C 360i/8 WAGO WINSTA EP10424823	PD-C 360i/24 WAGO WINSTA EP10424830				8: 3 - 5 m 24: 3 - 10 m	IP20	1				1	1	Mobil-PDi/MDi ESY-Pen & ESY-App	
230 V (ON/OFF)	PD-C 360i/8 MIC EP10425882					3 - 5 m	IP20, IP54 with surface-mounted box	1				1	1	Mobil-PDi/MDi ESY-Pen & ESY-App	
		PD-C 360i/24 DRY EP10425707				3 - 10 m	IP20, IP54 with surface-mounted box		1			2	1	Mobil-PDi/MDi ESY-Pen & ESY-App	
	PD-C 360i/8 plus EP10425042	PD-C 360i/24 plus EP10425288	PD-C 360i/32 plus EP10427763			8: 3 - 5 m 24/32: 3 - 10 m	IP20, IP54 with surface-mounted box		1		1	2	1	Mobil-PDi/MDi ESY-Pen & ESY-App	
		PD-C 360i/24 DUOplus-FM EP10426803	PD-C 360i/24 DUOplus-SM EP10426810			3 - 10 m	IP20, IP54 with surface-mounted box		2		1	3	3	Mobil-PDi/Plus ESY-Pen & ESY-App	
	PD-C 360i/8 Slave EP10055379	PD-C 360i/24 Slave EP10055386	PD-C 360i/32 Slave EP10427770			8: 3 - 5 m 24/32: 3 - 10 m	IP20, IP54 with surface-mounted box								
230 V DIM (1-10 V)	PD-C 360i/8 DIM EP10426711	PD-C 360i/24 DIM EP10426704		PD-C 360i/32 Warehouse DIM plus EP10425783		8/24: 3 - 5 m 32: 10 m	IP20, IP54 with surface-mounted box			1		1	1	Mobil-PDi/Plus ESY-Pen & ESY-App	
				PD-C 360i/32 Warehouse slave EP10425790		32: 10 m	IP20, IP54 with surface-mounted box								
12-36 V (AC/DC)	PD-C 360i/8 UC EP10427312	PD-C 360i/24 UC EP10427329			PD-C 180i/16 UC EP10427305	8/24: 3 - 5 m 1,1 - 2,2 m	IP20, IP44, IP54 with cover or surface-mounted box		1	1		1	1	Mobil-PDi/MDi ESY-Pen & ESY-App	
DALI	PD-C 360i/8 DUO DALI EP10427442	PD-C 360i/24 DUO DALI EP10427459	PD-C 360i/32 DUO DALI EP10427787			8/24/32: 3 - 5 m	IP20, IP54 with surface-mounted box		2		2 (mit SW DALI)		2	Mobil-PDi/DALI ESY-Pen & ESY-App	
DALI-2	PD-C 360i/8 BMS DALI-2 EP10428203	PD-C 360i/24 BMS DALI-2 EP10428210	PD-C 360i/32 BMS DALI-2 EP10424885			8/24/32: 3 - 5 m	IP20						2		★

NEW! PRESENCE DETECTOR FOR DALI-2 WITH INTEGRATED CONTROL UNIT

- APC10**
- Control of up to 16 groups
 - Constant light control
 - Flexible group switching
 - Orientation light

- APC20**
- + Automation by day of the week and time
 - + Swarm function
 - + Power cut-off for DALI driver

- APC30**
- ++ SymbiLogic
 - ++ Night operation
 - ++ Alarm functions









DALI-2-APC	PD-C 360bt/8 APC10 PS plus DALI-2 EP10428142	PD-C 360bt/24 APC10 PS plus DALI-2 EP10428159	PD-C 360bt/32 APC10 PS plus DALI-2 EP10428265	8/24/32: 3 - 10 m	IP20		16				1	4	Bluetooth with ESY-App	★	
	PD-C 360bt/8 APC20 PS plus DALI-2 EP10428272	PD-C 360bt/24 APC20 PS plus DALI-2 EP10428111	PD-C 360bt/32 APC20 PS plus DALI-2 EP10428289	8/24/32: 3 - 10 m	IP20		16				1	4	Bluetooth with ESY-App	★	
	PD-C 360bt/8 APC30 HCL PS plus DALI-2 EP10428296	PD-C 360bt/24 APC30 HCL PS plus DALI-2 EP10428302	PD-C 360bt/32 APC30 HCL PS plus DALI-2 EP10428319	8/24/32: 3 - 10 m	IP20		16				1	4	Bluetooth with ESY-App	★	
	PD-C 360i/8 KNX UP EP10427404	PD-C 360i/24 KNX UP EP10427428	PD-C 360i/32 KNX EP10427794	8/24/32: 3 - 5 m	IP20			2	2	1			Mobil-PDi/User ESY-Pen & ESY-App		
KNX			PD-C 180i KNX EP10426445	1,1 - 2,2 m	IP20, IP44 with cover or surface-mounted box			•	1	1	1			Mobil-PDi/User ESY-Pen & ESY-App	
			PD-C 180i/16 Touch KNX EP10460104	1,1 - 2,2 m	IP20, IP44 with cover or surface-mounted box			•	1	1	1			Mobil-PDi/User ESY-Pen & ESY-App	
			PD-C 360i/24 KNX ECO UP EP10427435	3 - 10 m	IP20, IP54 with surface-mounted box			2						Mobil-PDi/User ESY-Pen & ESY-App	
			PD-C 180i KNX ECO EP10426452	1,1 - 2,2 m	IP20, IP44 with cover or surface-mounted box			2						Mobil-PDi/User ESY-Pen & ESY-App	
ELC	PD-C 360i/8 ELC EP10427602	PD-C 360i/24 ELC EP10427619				8/24: 3 - 5 m	IP20, IP54 with surface-mounted box			4	2 (with SW DALI)			ESY-Pen & ESY-App	

PRESENCE DETECTORS












INDOOR

Ceiling detectors





















COMPACT EXPRESS SERIES – SPECIAL DESIGN FOR SYSTEM CEILINGS

	Ø 8 m, 360°	Ø 8 m, 360°	Ø 24 m, 360°	Ø 24 m, 360°	Installation height	Protection type	integrated acoustic sensor	Light channel switching	Light channel regulating	HVAC channel switching	Switching output (relay)	Push button input	Remote control	New product
230 V (ON/OFF)					8: 3 - 5 m 24: 3 - 10 m	IP40		1			1	1	Mobil-PDI/MDi ESY-Pen & ESY-App	
					8: 3 - 5 m 24: 3 - 10 m	IP40		1			1	1	Mobil-PDI/MDi ESY-Pen & ESY-App	
					8: 3 - 5 m 24: 3 - 10 m	IP40		1			1	1	Mobil-PDI/MDi ESY-Pen & ESY-App	

COMPACT MINI SERIES – QUALITY SENSORS IN THE SMALLEST FORMAT

	Ø 6 m, 360°	Ø 8 m, 360°	Ø 12 m, 360°		Installation height	Protection type	integrated acoustic sensor	Light channel switching	Light channel regulating	HVAC channel switching	Switching output (relay)	Push button input	Remote control	New product
230 V (ON/OFF)					6/8/12: 3 - 5 m	IP55		1			1	1	Mobil-PDI/MDi ESY-Pen & ESY-App	
					3 - 5 m	IP55								
					3 - 5 m	IP55		1			1	1	Mobil-PDI/MDi ESY-Pen & ESY-App	
230 V DIM (1-10 V)					3 - 5 m	IP55			1		1	1	Mobil-PDI/MDi ESY-Pen & ESY-App	
12-36 V (AC/DC)					3 - 5 m	IP55		1			1	1	Mobil-PDI/User Mobil-PDI/plus ESY-Pen & ESY-App	
DALI					3 m	IP55		1	1		1	1	Mobil-PDI/Dali Mobil-PDI/User ESY-Pen & ESY-App	
DALI-2					3 m	IP 55		1	1		1			★
KNX					8/12: 3 - 5 m	IP55		1			1	1	Mobil-PDI/MDi ESY-Pen & ESY-App	

FLAT SERIES – ENERGY EFFICIENCY IN ELEGANT, FLAT DESIGN

	Ø 8 m, 360°	Ø 8 m, 360°	Ø 8 m, 360°	Ø 8 m, 360°	Installation height	Protection type	integrated acoustic sensor	Light channel switching	Light channel regulating	HVAC channel switching	Switching output (relay)	Push button input	Remote control	New product
230 V (ON/OFF)					2,5 - 5 m	IP20		1			1	1	Mobil-PDI/MDi ESY-Pen & ESY-App	
					2,5 - 5 m	IP20		1			1	1	Mobil-PDI/MDi ESY-Pen & ESY-App	
					2,5 - 5 m	IP20		1			1	1	Mobil-PDI/MDi ESY-Pen & ESY-App	
DALI					2,5 - 5 m	IP20			1		1	1	Mobil-PDI/Dali ESY-Pen & ESY-App	
					2,5 - 5 m	IP20			1		1	1	Mobil-PDI/Dali ESY-Pen & ESY-App	
DALI-2					2,5 - 5 m	IP20			1		1	1	Mobil-PDI/Dali ESY-Pen & ESY-App	★
					2,5 - 5 m	IP20			1		1	1	Mobil-PDI/Dali ESY-Pen & ESY-App	★
KNX					3 - 5 m	IP20			1		1	1	Mobil-PDI/User ESY-Pen & ESY-App	
					3 - 5 m	IP20			1		1	1	Mobil-PDI/User ESY-Pen & ESY-App	
					3 - 5 m	IP20			1		1	1	Mobil-PDI/User ESY-Pen & ESY-App	

Topseller


WH = white **BR** = brown **RD** = round
BK = black **SST** = stainless steel effect **SQ** = square
AN = anthracite

PRESENCE DETECTORS




INDOOR

Ceiling detectors	Wall detectors	Installation height	Protection type	integrated acoustic sensor	Light channel switching	Light channel regulating	HVAC channel switching	Switching output (relay)	Push button input	Remote control	New product
-------------------	----------------	---------------------	-----------------	----------------------------	-------------------------	--------------------------	------------------------	--------------------------	-------------------	----------------	-------------





FLAT MINI SERIES – SAVES ENERGY WITHOUT BEING NOTICED

Ø 8 m, 360°											
											
DALI	PD-FLAT 360i/6 mini DALI EM10427503			3 m	IP55	1		1	1	Mobil-PDI/Dali Mobil-PDI/User ESY-Pen & ESY-App	








STANDARD SERIES – PROVEN TECHNOLOGY SIMPLY INSTALLED

Ø 8 m, 360°		Ø 24 m, 360°		Ø 16 m, 180°								
												
230V (ON/OFF)	PD 360i/8 EM10425004	PD 360i/24 EM10425103				8: 3 - 5 m 24: 3 - 10 m	IP20	1	1	1	Mobil-PDI/MDi ESY-Pen & ESY-App	
	PD 360i/8 Slave EM10425028	PD 360i/24 Slave EM10425127				8: 3 - 5 m 24: 3 - 10 m	IP20	1		1	ESY-Pen & ESY-App	
						PD 180i/R EM10410017	1,1 - 2,2 m	IP20, IP44 with cover or surface mounted box	1	1	1	Mobil-PDI/MDi ESY-Pen & ESY-App
						MD/PD 180 Slave EM10410024	1,1 - 2,2 m	IP20, IP44 with cover or surface mounted box	1		1	Mobil-PDI/MDi ESY-Pen & ESY-App

BASIC SERIES – FULL ENERGY EFFICIENCY FOR A SMALL BUDGET

Ø 8 m, 360°		Ø 8 m, 360°		Ø 24 m, 360°		Ø 24 m, 360°						
												
230V (ON/OFF)	PD 360i/8 BASIC EB10430435	PD 360i/8 BASIC SMB EB10430473	PD 360i/24 BASIC EB10430879	PD 360i/24 BASIC SMB EB10430916	8/24: 3 - 5 m		IP40	1		1	Mobil-PDI/MDi ESY-Pen & ESY-App	
	PD 360i/8 BASIC EB10430411	PD 360i/8 BASIC SMB EB10430480	PD 360i/24 BASIC EB10430855	PD 360i/24 BASIC SMB EB10430893	8/24: 3 - 5 m		IP40	1		1		
			PD 360i/8 BASIC IP54 EB10431272	PD 360i/24 BASIC IP54 EB10431296		8/24: 3 - 5 m		IP54	1		1	Mobil-PDI/MDi ESY-Pen & ESY-App ★
			PD 360i/8 BASIC IP54 EB10431302	PD 360i/24 BASIC IP54 EB10431289		8/24: 3 - 5 m		IP54	1		1	★
	PD 360i/8 BASIC ELC EB10431357					3 - 5 m		IP40	1		1	ESY-Pen & ESY-App ★
KNX	PD 360i/8 KNX BASIC EB10430442					3 - 5 m		IP40	1		1	

ACCESSORIES REMOTE CONTROLS

						
Mobil-PDI/MDi EM10425509	Mobil-PDI/Plus EM10425530	Mobil-PDI/Dali EP10425899	Mobil-PDI/User EM10425547	ESY-App Free for Android and iOS	ESY-Pen EP10425356	★
For detectors PD/MD-C, PD/MD-CE, PD/MD and MD/PD FLAT	For 1-10V dimmable detectors	For DALI dimmable detectors	End user remote control for many detectors PD-C and PD	The ESY-app enables products with Bluetooth module (BT), easy parameterization, configuration and mobile project management	For all other remotely controllable ESYLUX solutions, the ESY-Pen is required in addition to the ESY-app as a bridge to the infrared sensor system	



NEW! REMOTE CONTROL FOR END USERS

DEFENSOR IS ESY BECAUSE IT SIMPLY OFFERS MORE PROTECTION

THE CORRECT MODE AT ALL TIMES






MOTION DETECTORS




OUTDOOR

Ceiling and wall detectors / wall detectors

RC SERIES – RELIABLE DETECTION FOR FLEXIBLE USE




	Ø 20 m, 130°	Ø 40 m, 230°	Ø 40 m, 280°	Installation height	Protection type	integrated acoustic sensor	Light channel switching	Light channel regulating	HVAC channel switching	Switching output (relay)	Push button input	Remote control	New product
													
	RC 130i white EM10015014	RC 230i white EM10015311	RC 280i white EM10015717	130°/230°/280°: 2,5 - 4 m	IP54	1				1		Mobil-RCi Mobil-RCi-M ESY-Pen & ESY-App	
230 V (ON/OFF)	RC 130i black EM10015212	RC 230i black EM10015519	RC 280i black EM10015915	130°/230°/280°: 2,5 - 4 m	IP54	1				1		Mobil-RCi Mobil-RCi-M ESY-Pen & ESY-App	
		RC 230i stainless steel appearance EM10015618		2,5 - 4 m	IP54	1				1		Mobil-RCi Mobil-RCi-M ESY-Pen & ESY-App	
	RC 130i brown EM10015113	RC 230i brown EM10015410	RC 280i brown EM10015816	130°/230°/280°: 2,5 - 4 m	IP54	1				1		Mobil-RCi Mobil-RCi-M ESY-Pen & ESY-App	
12-36 V (AC/DC)		RC 230i UC white EM10015649		2,5 - 4 m	IP54	1				1		Mobil-RCi Mobil-RCi-M ESY-Pen & ESY-App	
KNX		RC 230 KNX white EM10015472		2,5 - 4 m	IP54	1				1			

DEFENSOR SERIES – SIMPLY OFFERS MORE PROTECTION


	Ø 24 m, 200°	Ø 40 m, 230°	Ø 40 m, 280°	Installation height	Protection type	integrated acoustic sensor	Light channel switching	Light channel regulating	HVAC channel switching	Switching output (relay)	Push button input	Remote control	New product
													
230 V (ON/OFF)	DEFENSOR MD 200° 24 IR 1C IP55 WH EM10025358	DEFENSOR MD 230° 40 IR 1C IP55 WH EM10025372	DEFENSOR MD 280° 40 IR 1C IP55 WH EM10025396	200°: 3 - 5 m 230°: 3 - 6 m 280°: 3 - 6 m	IP55	1				1		DEFENSOR REMOTE CONTROL USER ESY-Pen & ESY-App	★
	DEFENSOR MD 200° 24 IR 1C IP55 AN EM10025365	DEFENSOR MD 230° 40 IR 1C IP55 AN EM10025389	DEFENSOR MD 280° 40 IR 1C IP55 AN EM10025402	200°: 3 - 5 m 230°: 3 - 6 m 280°: 3 - 6 m	IP55	1				1		DEFENSOR REMOTE CONTROL USER ESY-Pen & ESY-App	★

MD SERIES – MODERN SENSORS EASILY INSTALLED

MD-W SERIES – FUNCTIONALITY MEETS DESIGN

	Ø 12 m, 120°	Ø 20 m, 200°	Ø 20 m, 200°	Installation height	Protection type	integrated acoustic sensor	Light channel switching	Light channel regulating	HVAC channel switching	Switching output (relay)	Push button input	Remote control	New product
													
230 V (ON/OFF)	MD 120 white EM10025211	MD 200 white EM10025310		120°/200°: 2,5 m	IP44	1				1			
	MD 120 black EM10025235	MD 200 black EM10025334		120°/200°: 2,5 m	IP44	1				1			
	MD 120 brown EM10025228	MD 200 brown EM10025327		120°/200°: 2,5 m	IP44	1				1			
230 V (ON/OFF)			MD-W 200i white EM10041006	2,5 m	IP55	1				1		Mobil-RCi Mobil-RCi-M ESY-Pen & ESY-App	
			MD-W 200i black EM10041020	2,5 m	IP55	1				1		Mobil-RCi Mobil-RCi-M ESY-Pen & ESY-App	

BASIC SERIES – FULL ENERGY EFFICIENCY FOR A SMALL BUDGET

	Ø 20 m, 180°	Ø 20 m, 180°	Installation height	Protection type	integrated acoustic sensor	Light channel switching	Light channel regulating	HVAC channel switching	Switching output (relay)	Push button input	Remote control	New product
												
230 V (ON/OFF)	MD 180 BASIC white EM10055089	MD 180 BASIC L white EM10055508	2,5 - 3 m	IP44	1				1			
	MD 180 BASIC black EM10055096	MD 180 BASIC L black EM10055515	2,5 - 3 m	IP44	1				1			

ACCESSORIES REMOTE CONTROLS

					
Mobil-RCi EM10016004	Mobil-RCi-M EM10016011	DEFENSOR REMOTE CONTROL USER EM10025495	ESY-App Free for Android and iOS	ESY-Pen EP10425356	★
For outdoor detectors RCi	End user remote control for detectors RCi, MD-W and PD/MD-C mini	End user remote control for detectors DEFENSOR	The ESY-app enables products with Bluetooth module (BT), easy parameterization, configuration and mobile project management	For all other remotely controllable ESYLUX solutions, the ESY-Pen is required in addition to the ESY-app as a bridge to the infrared sensor system	

PERFORMANCE FOR SIMPLICITY

ESYLUX GmbH | info@esylux.com | www.esylux.com

ZPEX 926624 • 09/21 • 0,25 • DF

