

13373-5-2022

5

(180 13373-5:2020, IDT)

2022

13373-5—2022

1 « - -
 » (« 4)
 ,

2 183 « ,
 »

3 2 2022 . 860-

4 13373-5:2020 « -
 5.
 » (ISO 13373-5:2020 «Condition monitoring and diagnostics of machines —
 Vibration condition monitoring — Part 5: Diagnostic techniques for fans and blowers», IDT).
 / 108 « ,
 », 2 «
 , ».

5

29 2015 . 162- « 26
) « 1
 — « », «
 () «
 ». ,
 —
 (www.rst.gov.ru)

1	1
2	1
3	2
4	2
4.1	2
4.2	2
5	2
6	2
()	4
()	10
()	13
()	21
	22

13373-5—2022

), 10816 ()
).

13373-1

7919 ()

20816 ()

13373-2

13373-3

17359

13373-3,

5

Condition monitoring and diagnostics of machines. Vibration condition monitoring.
 Part 5. Diagnostic techniques for fans and blowers

— 2022—12—01

1

(...),

2

(...)]:

ISO 2041, Mechanical vibration, shock and condition monitoring — Vocabulary (...)

ISO 13372, Condition monitoring and diagnostics of machines — Vocabulary (...)

ISO 13373-1, Condition monitoring and diagnostics of machines — Vibration condition monitoring — Part 1: General procedures (...)

ISO 13373-2, Condition monitoring and diagnostics of machines — Vibration condition monitoring — Part 2: Processing, analysis and presentation of vibration data (...)

13373-5—2022

ISO 13373-3:2015, Condition monitoring and diagnostics of machines — Vibration condition monitoring — Part 3: Guidelines for vibration diagnosis ()

3.

ISO 21940-2, Mechanical vibration — Rotor balancing — Part 2: Vocabulary ()

2.

3

2041, 13372 21940-2.

:
- : <http://www.iso.org/obD>:
- : <http://www.electroDedia.org/>.

4

4.1

- (, ,)
- ;
- (,)

7919, 10816 20816.

13373-1 13373-2.

4.2

), () (, ,)
- — ,
.

5

13373-3:2015 ().

, (),
, ,
13373-3:2015 (—D).

6

, ,
, ,
13373-3:2015 (D).

13373-3,

[4], [5] [9].

13373-5—2022

()

.1

.2),

).
13373-5:2015,

D.

(.1
(
, -
,

.1 —

(-)	1- 1- 2- , 3-	, - 180° - - - -	- : .
- -	, - . - - -	, - - - -	- - - -
	1-		- -
-	1-	, -	
« »	1- 2- -		« » — ()
	, 1- . - - -		- -
	1-	(- 180°). - 90°	- . - - -

.1

	1- - -	-	-
-	1- , 2-	180°	- ;
		, -	- - ().
-	1- - ;	« 1- » ODS	ODS-
			,
		1-	- ;
		1-	
-	1-		
-	1- 1- 2- - -	-	
— ODS —			

.2

.2

.2.1

13373-5—2022

.2.2

.2.3 ODS-

.2

.2

.2—

	-	1-	2-	1-	-	(90° /)	180°	ODS-	-	/		-
()		•					•				-	()
-		•	•		•						(.2.2)	-
-		•										/
-		•						•			-	-
		•								2-	-	-
		•	•		•			•				-
		•								90°		() ,

13373-5—2022

00

. 2

	-	1-	2-	1-	-	(90° / - /)	180° -	ODS-	-	-	/	
		•									-	
		•					•				-	
		•						•			-	
-		•						•			-	
-		•						•			-	
-			•								-	(- , -)
-	•										-	- , -
-	•										-	-

13373-5—2022

.2

	-	1-	2-	1-	-	(90° / - / 180°)	ODS-	-				-
		•										-
-		•										-
		•										-

13373-5—2022

()

)
)
)
d)

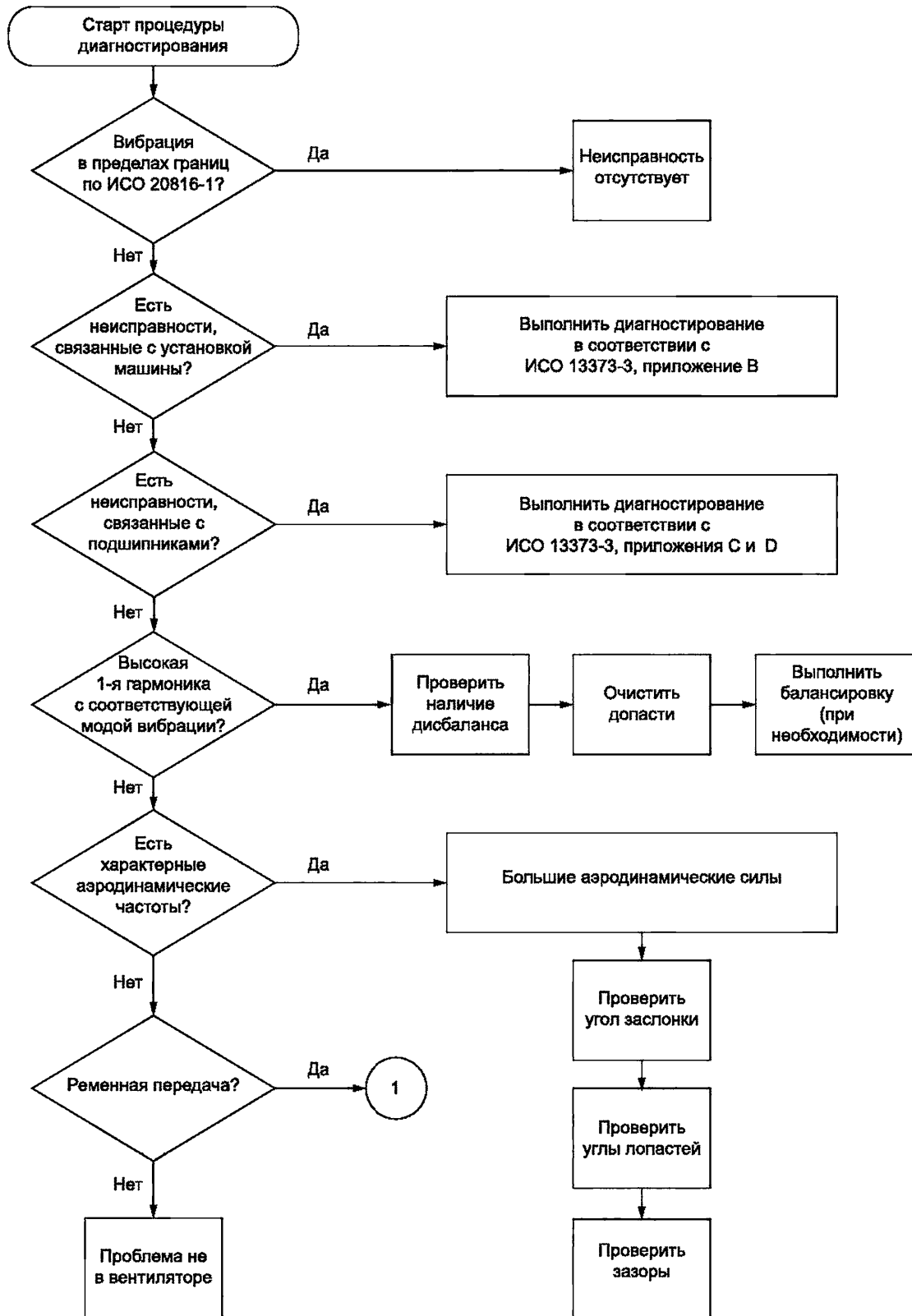
— 13373-3:2015,

13373-3:2015,
D.

.1 .2,

90°.

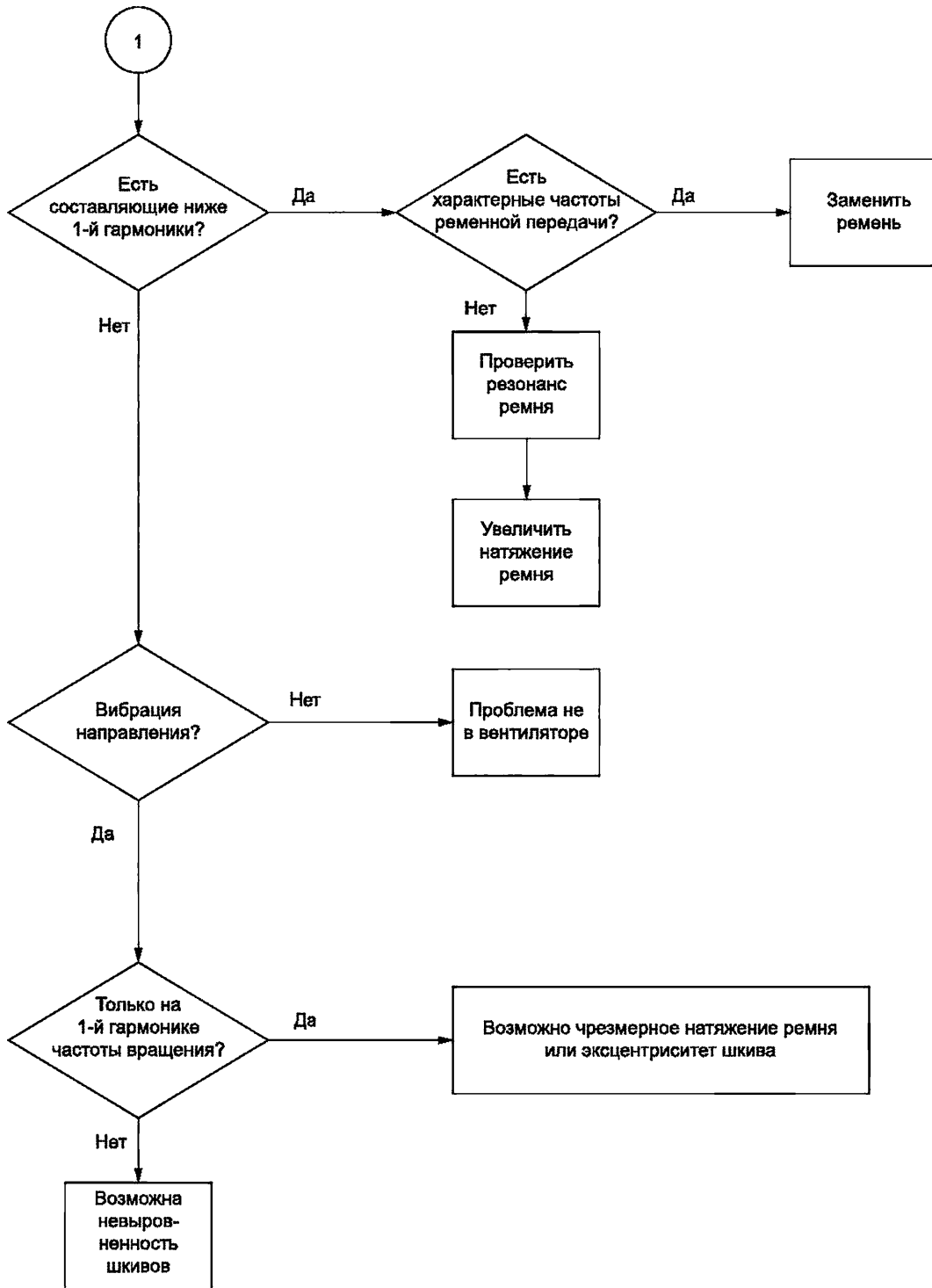
(.2)



1 — переход к процедуре, показанной на рисунке

.1 —

13373-5—2022



1 — см. рисунок

.2 —

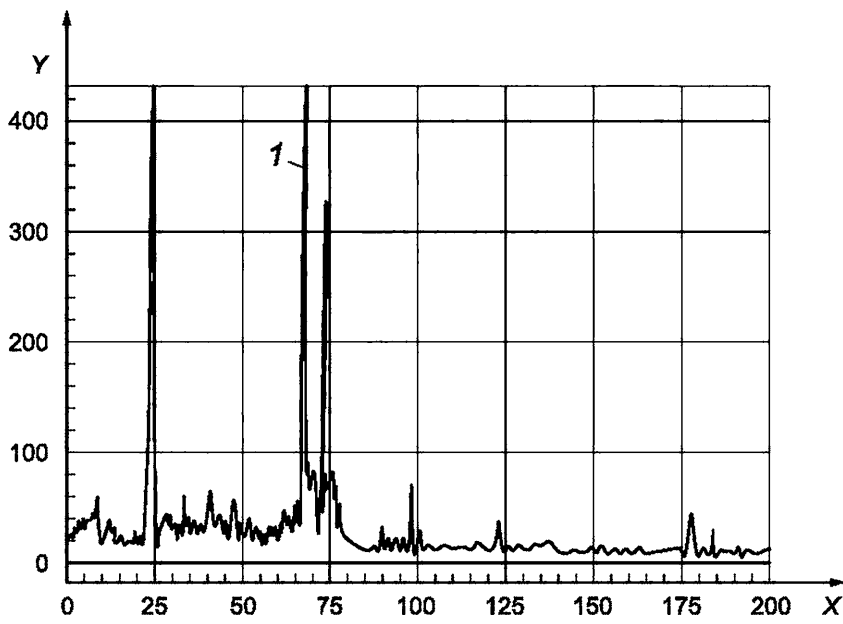
()

.1

1500

600-

4000



X — ; — ; / ; 1 —

.1 —

.2

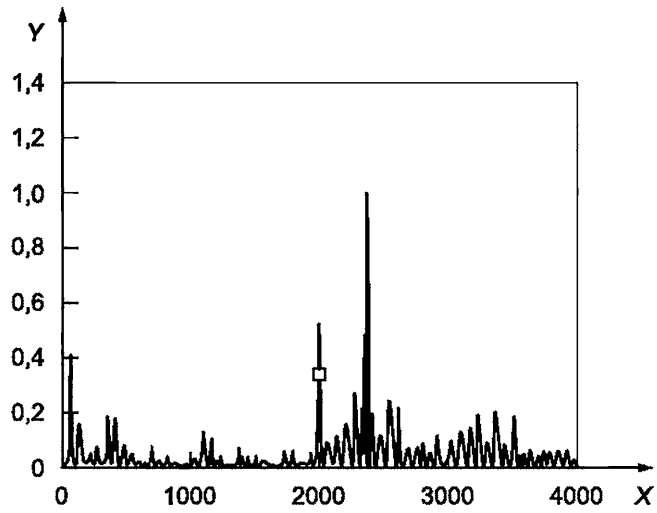
1996

2365

2365

5,2 / .

13373-5—2022



X— ; Y—

.2—

10

3

12, / ,

.1.

.2

ODS-

12

95 %

4

490

290 / ,

.1

10,5
1600

82 %

50 / .

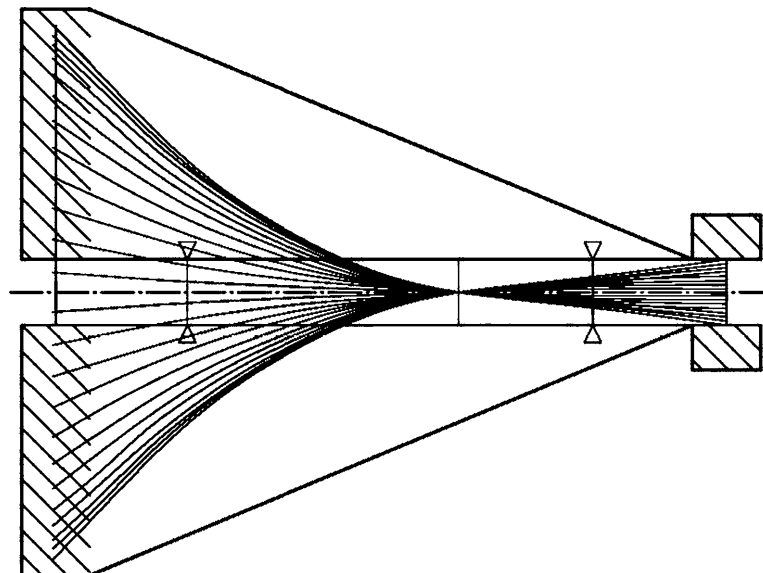
.1.

.1 —

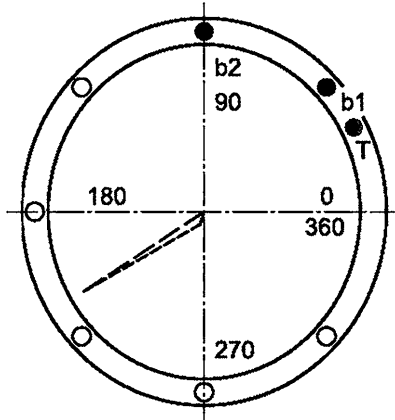
-				
	, /	,	, /	,
284	6,74	-160	7,27	-159
309	3,36	-149	5,67	-144
355	3,52	173	2,72	172
380	3,74	162	5,2	155
415	3,73	140	10,9	135
425	5,8	126	16,5	125
440	10,6	112	31,8	111

.1

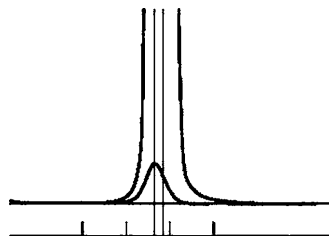
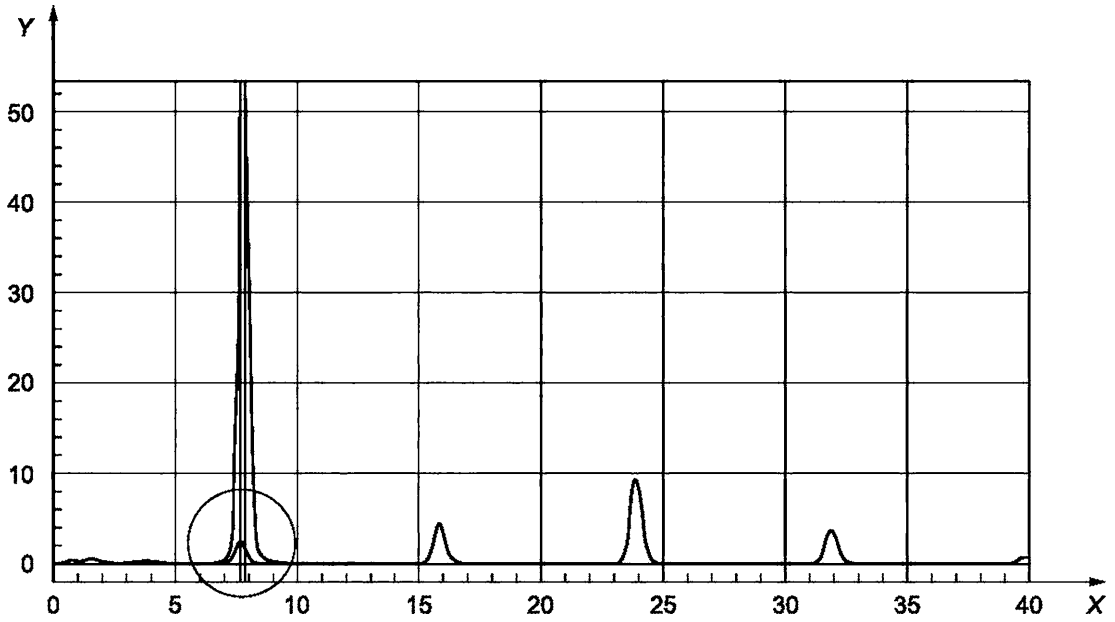
2 () 6,1 (. .4).
 2,7 /
 .5.



13373-5—2022



1, 2 — ; —
 .4 —



X — , ; Y — , /
 .5 —

ODS (. .6 .7). .6
 .7 —

0,8

()

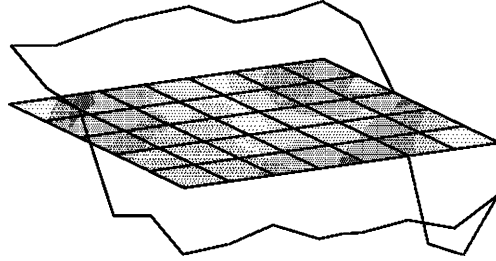


Рисунок С.6 — Вертикальное раскачивание опорной рамы




Рисунок С.7 — Смещения опорной рамы в горизонтальной плоскости

ODS-

12

9

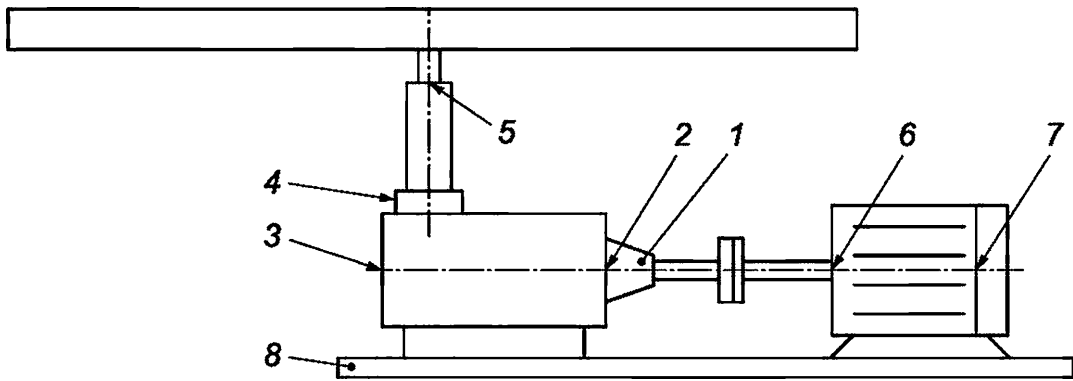
(. .8).

.1,

ODS-

.9 .10.

13373-5—2022



1—1-

; 2—2-
; 6—

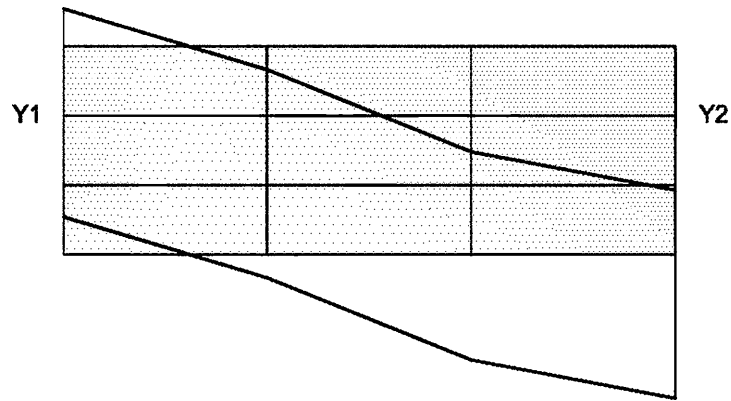
; 3—3-

; 4—4-
; 7—

; 5—

; 8—

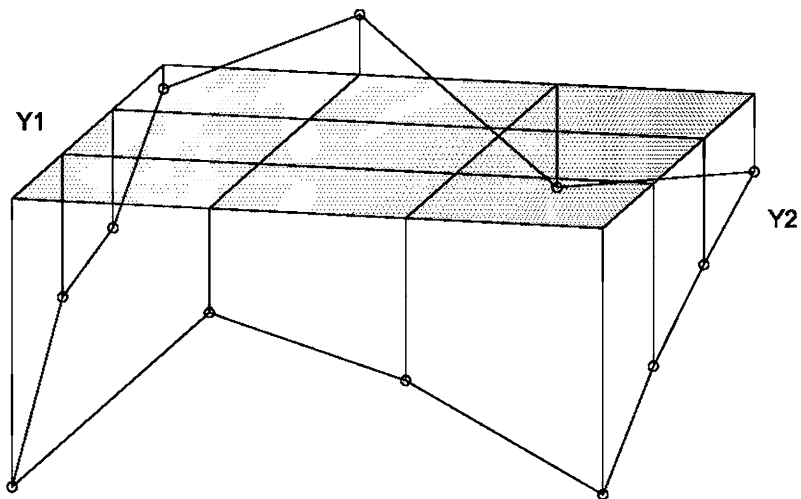
.8—



Y1—

; Y2—

.9— ODS-



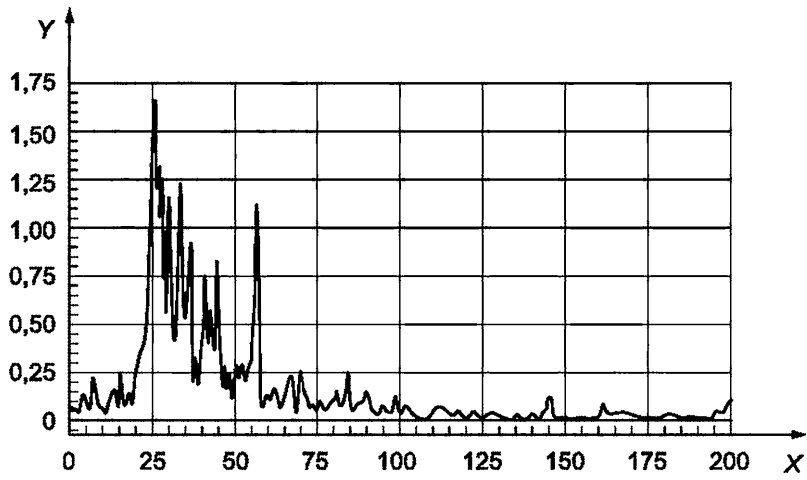
Y1—

; Y2—

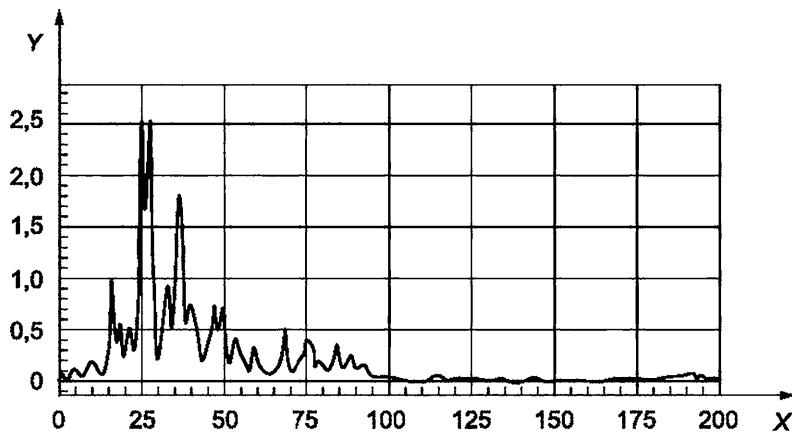
.10— ODS-

.4

.11 .12.



X — ; — /
 .11 —



X — ; — /
 .12 —

.1

.11 .12,

(f_{BP}),

(f_{BS})

(ω),

(f_{FT}).

13373-5—2022

,
11 12,
-

()

. 1

ISO 2041	IDT	2041—2012 « , »
ISO 13372:2012	IDT	13372—2013 « »
ISO 13373-1	IDT	13373-1—2009 « 1. »
ISO 13373-2	IDT	13373-2—2009 « 2. » - ,
ISO 13373-3:2015	IDT	13373-3—2016 « 3. » - -
ISO 21940-2	NEQ	19534—74 « »
<p>— : ;</p> <p>- IDT — ;</p> <p>- NEQ — .</p>		

13373-5—2022

- [1] ISO 7919 (all parts) Mechanical vibration — Evaluation of machine vibration by measurements on rotating shafts ()
- [2] ISO 10816 (all parts) Mechanical vibration — Evaluation of machine vibration by measurements on non-rotating parts ()
- [3] ISO 133791 Condition monitoring and diagnostics of machines — Data interpretation and diagnostics techniques — Part 1: General guidelines ()
- [4] ISO 14694 Industrial fans — Specifications for balance quality and vibration levels ()
- [5] ISO 14695 Industrial fans — Method of measurement of fan vibration ()
- [6] ISO 17359 Condition monitoring and diagnostics of machines — General guidelines ()
- [7] ISO 20816 (all parts) Mechanical vibration — Measurement and evaluation of machine vibration ()
- [8] ISO 21940 (all parts) Mechanical vibration — Rotor balancing ()
- [9] VDI 3839 Instructions on measuring and interpreting the vibrations of machines — Part 4: Typical vibration patterns with fans and blowers for gases ()
- [10] El-Shafei A. Fan diagnosis in the field. I. Meeh. E. International Conference on Vibrations in Rotating Machines, Exeter, UK, 2008

534.322.3.08:006.354

17.160

, : , , , , , , ,

05.09.2022. 13.09.2022. 60 84¹/₈.
. 3,26. . - . . . 2,93.

117418 , - , . 31, . 2.
www.gostinfo.ru info@gostinfo.ru